



US00D362738S

# United States Patent [19]

[11] Patent Number: Des. 362,738

Marrese et al.

[45] Date of Patent: \*\*\* Sep. 26, 1995

[54] **HAIRBAND**

[76] Inventors: **Lisa A. Marrese; Maureen Marrese**,  
both of 155 W. 70th St., Apt. 8D, New  
York, N.Y. 10023

[\*] Notice: The portion of the term of this patent  
subsequent to Jun. 28, 2008 has been  
disclaimed.

[\*\*] Term: **14 Years**

[21] Appl. No.: **10,995**

[22] Filed: **Jul. 22, 1993**

[52] U.S. Cl. .... **D28/41**

[58] Field of Search ..... D28/41; D11/3,  
D11/184; D2/865, 894; 132/273, 275; 2/170,  
174, DIG. 11

[56] **References Cited**

**U.S. PATENT DOCUMENTS**

D. 131,600	3/1942	Holden .....	D28/41
D. 158,103	4/1950	Kuenster .....	D28/41
D. 167,553	8/1952	Behr .....	D28/41
D. 221,115	7/1971	Solomon .....	D28/41
D. 292,030	9/1987	Revson .....	D28/41
D. 313,485	1/1991	Malouf .....	D28/41
D. 315,036	2/1991	Leopold .....	D28/41
D. 315,226	3/1991	Revson .....	D28/41
D. 336,544	6/1993	Maturaporn .....	D28/41
D. 348,330	6/1994	Marrese .....	D28/41
D. 348,331	6/1994	Marrese .....	D28/41
537,542	4/1995	Moore .	
2,604,629	7/1952	Kennedy .....	2/170

2,668,547	2/1954	Wille .	
2,805,673	9/1957	Solomon .	
2,945,500	7/1960	Bolinger .	
3,099,271	7/1963	Dubelier .	
3,301,266	1/1967	Hoffman .	
5,044,385	9/1991	Rhodes .....	132/273
5,144,696	9/1992	Kahl .....	2/207
5,156,171	10/1992	Goodman .....	132/200
5,170,509	12/1992	Leopold .....	132/273 X

**OTHER PUBLICATIONS**

"Hong Kong Enterprise" Oct. 1991; p. 470; sixth row, item #N232/8051.

"Hong Kong Enterprise" Feb. 1993; p. 674; lower left quadrant of page; pony tail holder indicated by arrow.

*Primary Examiner*—Theodore M. Shooman  
*Assistant Examiner*—C. Tuttle  
*Attorney, Agent, or Firm*—Curtis, Morris & Safford

[57] **CLAIM**



The ornamental design for a hairband, as shown and described.

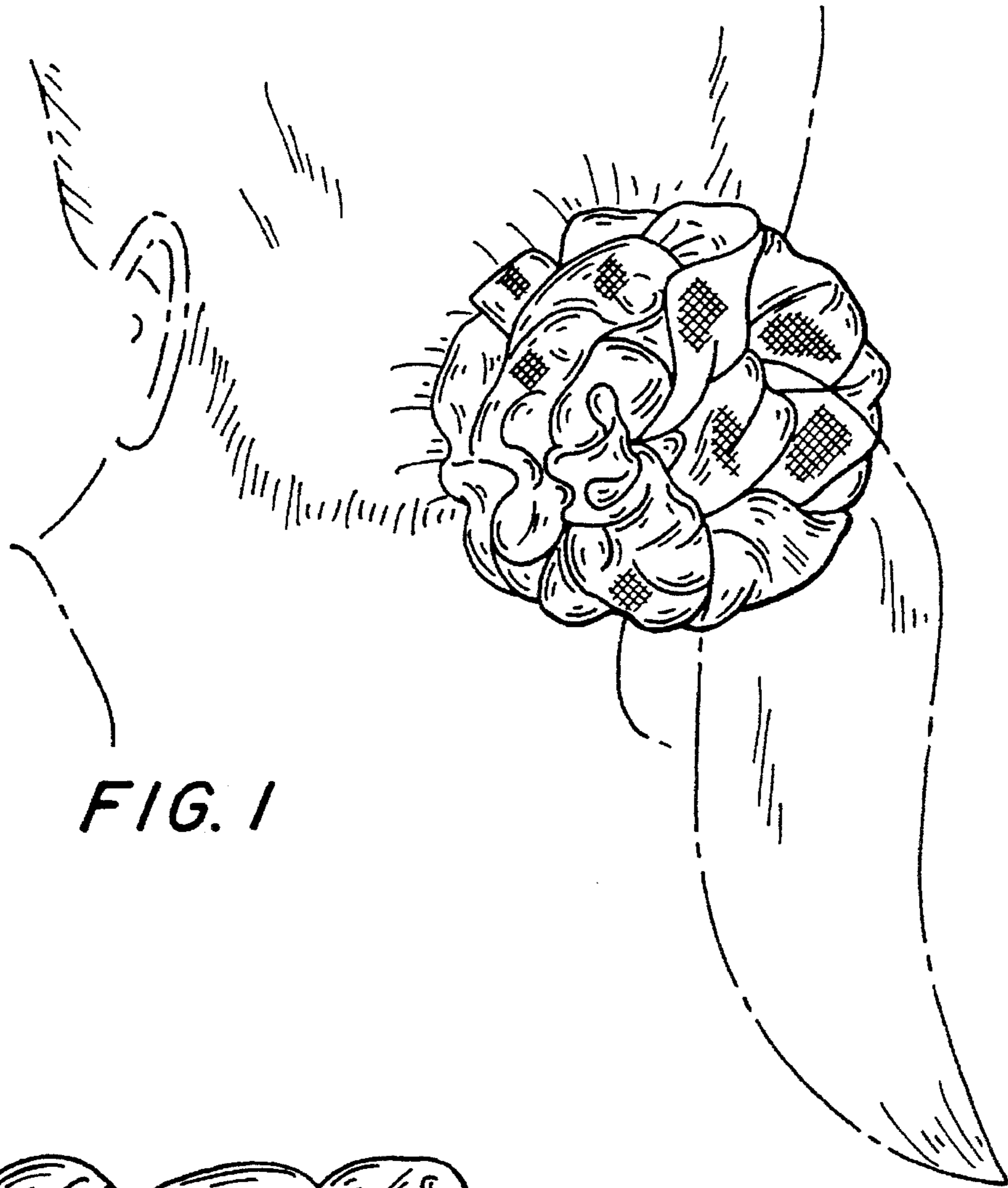
**DESCRIPTION**

FIG. 1 is a perspective view of a hairband showing our new design in use, the broken line showing of the human form being for illustrative purposes only and forms no part of the claimed design;


FIG. 2 is a right or left side elevational view thereof; FIG. 3 is a front or rear elevational view thereof; and, FIG. 4 is a top or bottom plan view thereof.

**1 Claim, 2 Drawing Sheets**






*FIG. 1*



*FIG. 2*



**FIG. 3**



**FIG. 4**

