



US00D362724S

# United States Patent [19]

[11] Patent Number: **Des. 362,724**

Yun

[45] Date of Patent: **\*\*Sep. 26, 1995**

[54] **BUILDING**

D. 309,783 8/1990 Gastaud .  
D. 321,534 11/1991 Edgerton et al. .... D19/61  
3,767,203 10/1973 Eaker ..... D11/157 X

[76] Inventor: **Tae K. Yun**, 939 1/2 S. Fedora St., Los Angeles, Calif. 90006

### OTHER PUBLICATIONS

[\*\*] Term: **14 Years**

Modern Plastics, Jun. 1954, p. 214, Rand McNally Globe.

[21] Appl. No.: **16,214**

*Primary Examiner*—Doris V. Coles

[22] Filed: **Dec. 10, 1993**

[57] **CLAIM**

[52] U.S. Cl. .... **D25/7**

The ornamental design for a building, as shown.

[58] **Field of Search** ..... D25/7, 6, 1; D6/450;  
D19/61, 97; D3/206; D20/34; D11/110,  
62, 157; D21/107, 114, 115

### DESCRIPTION

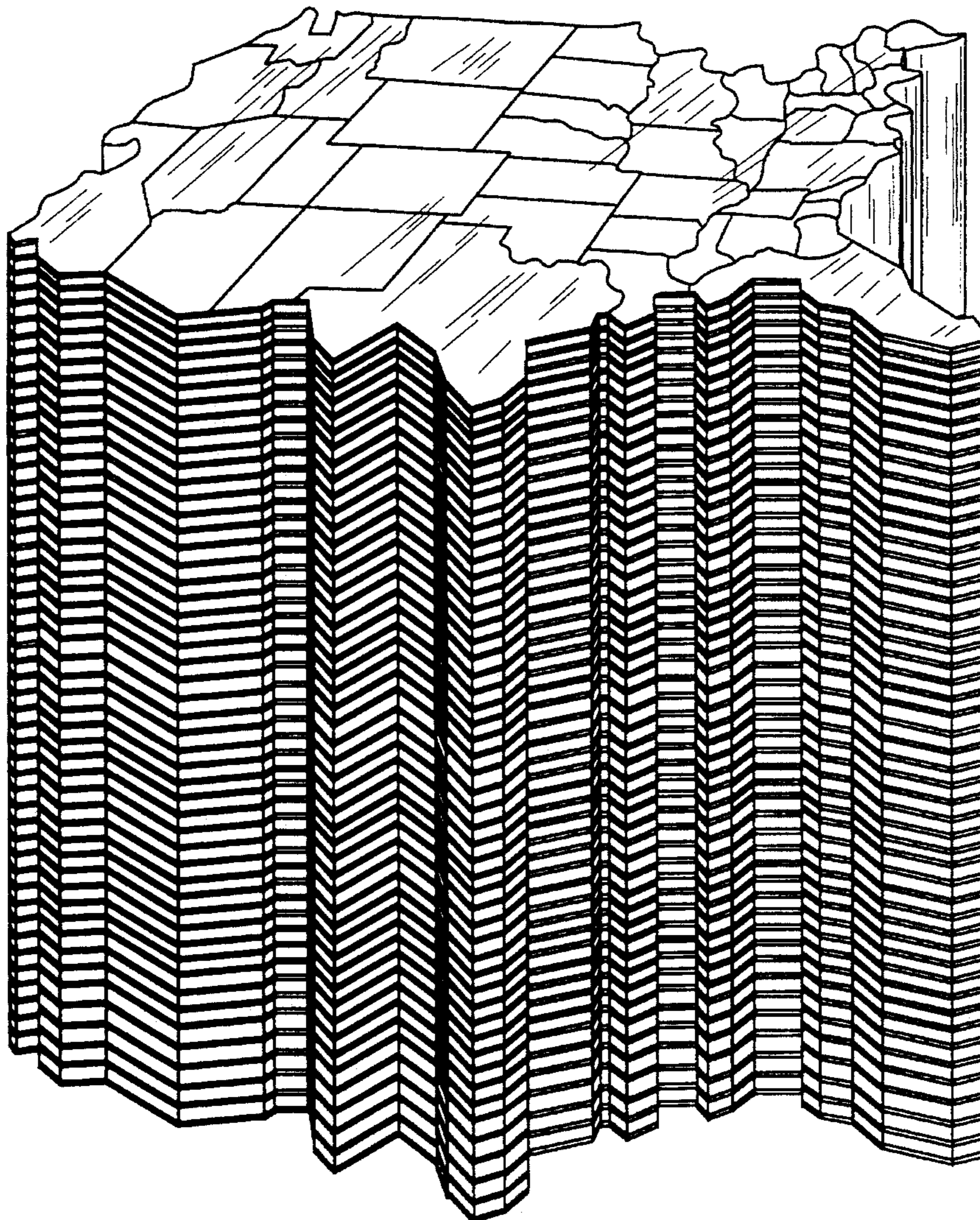
[56] **References Cited**

FIG. 1 is a front, top and right side perspective view of a building showing my new design;  
FIG. 2 is a top plan view thereof;  
FIG. 3 is a rear elevational view thereof;  
FIG. 4 is a right side elevational view thereof;  
FIG. 5 is a left side elevational view thereof; and,  
FIG. 6 is a bottom plan view thereof.

### U.S. PATENT DOCUMENTS

D. 75,862 7/1928 Nelson .  
D. 180,947 9/1957 Fry .  
D. 183,613 9/1958 Joy .  
D. 187,690 4/1960 Joy .  
D. 190,457 5/1961 Fleming ..... D3/206  
D. 246,801 12/1977 Alden ..... D25/7

**1 Claim, 6 Drawing Sheets**



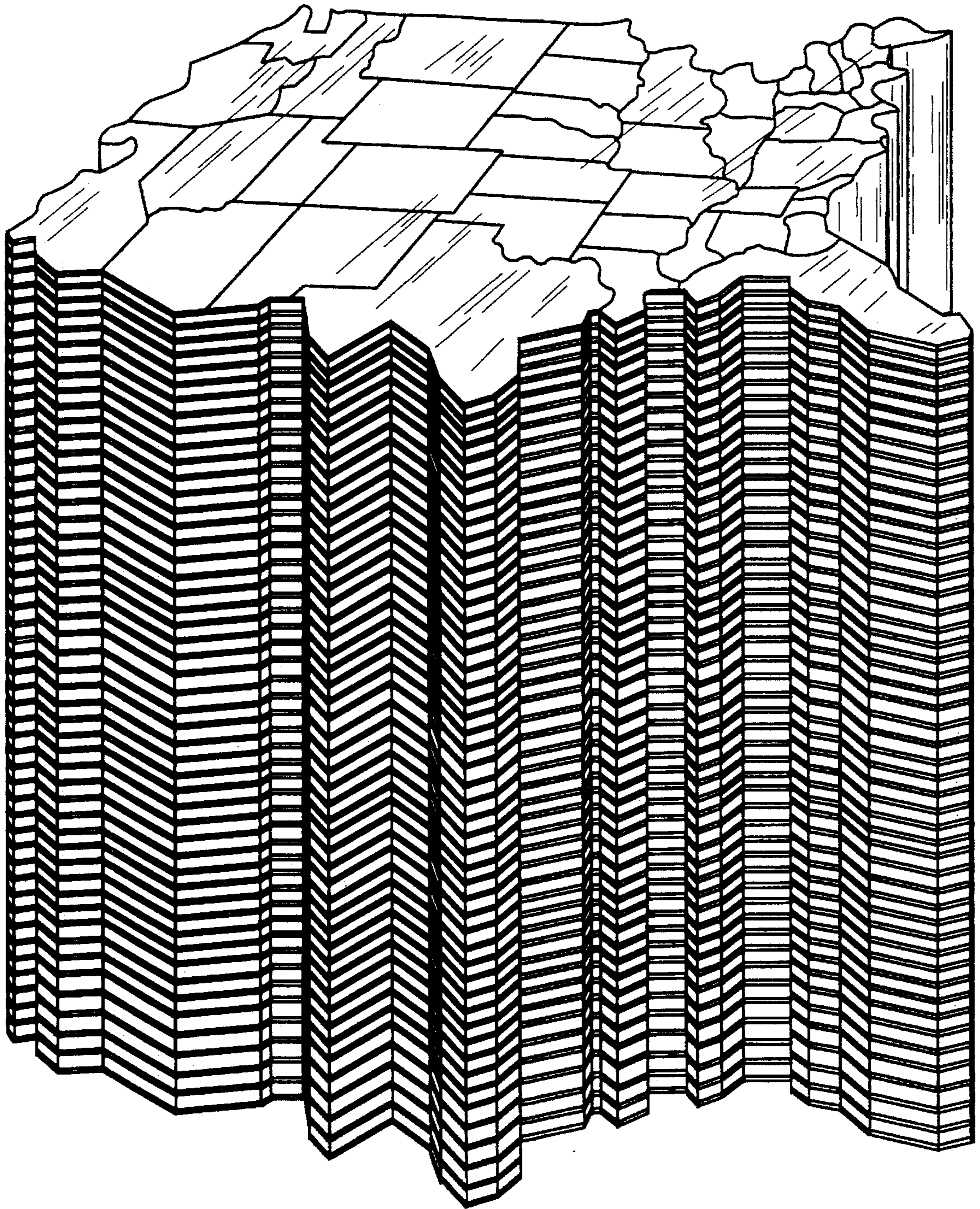


FIG. 1.

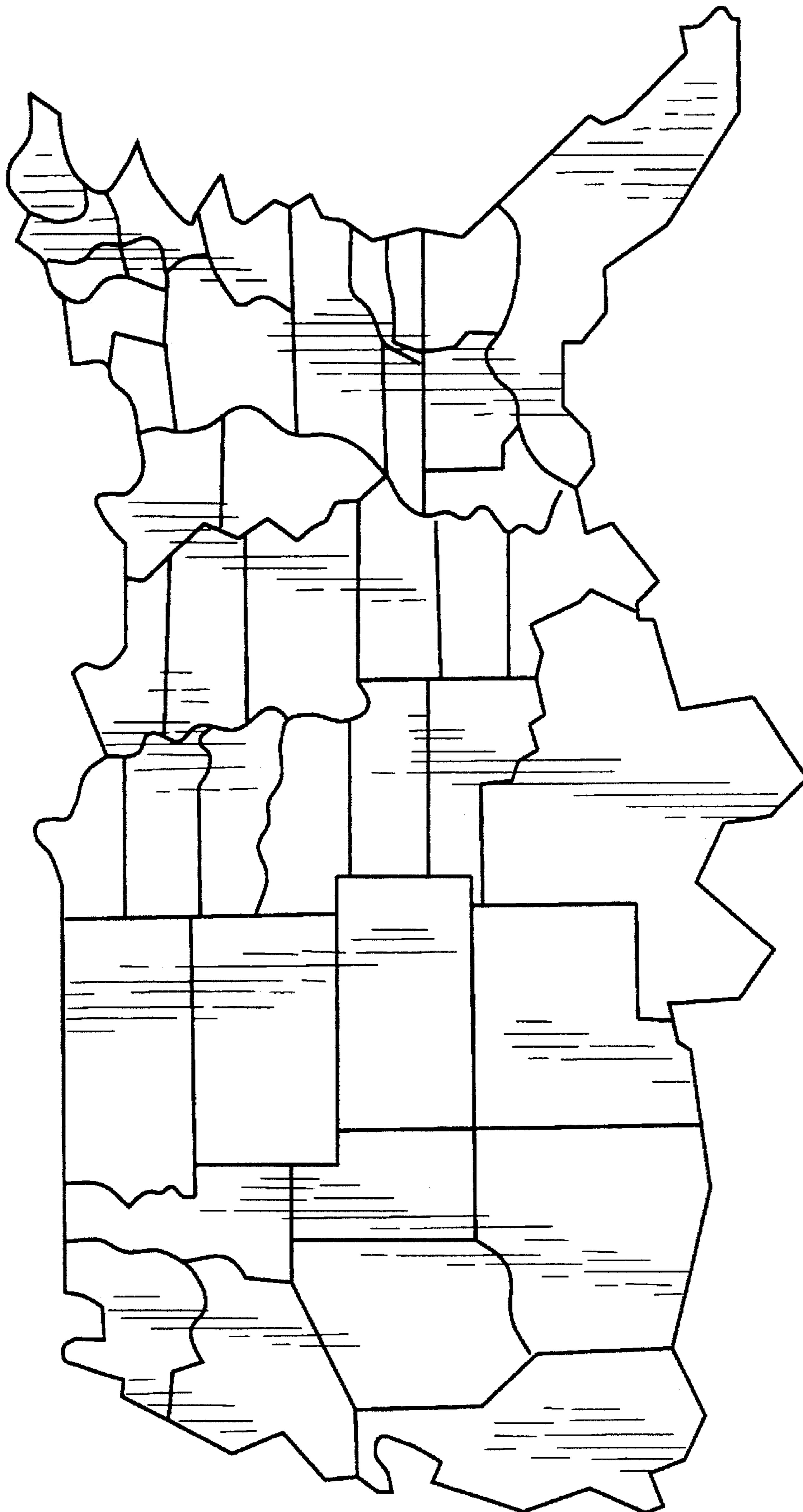


FIG. 2.




FIG. 3.




FIG. 4.




FIG. 5.

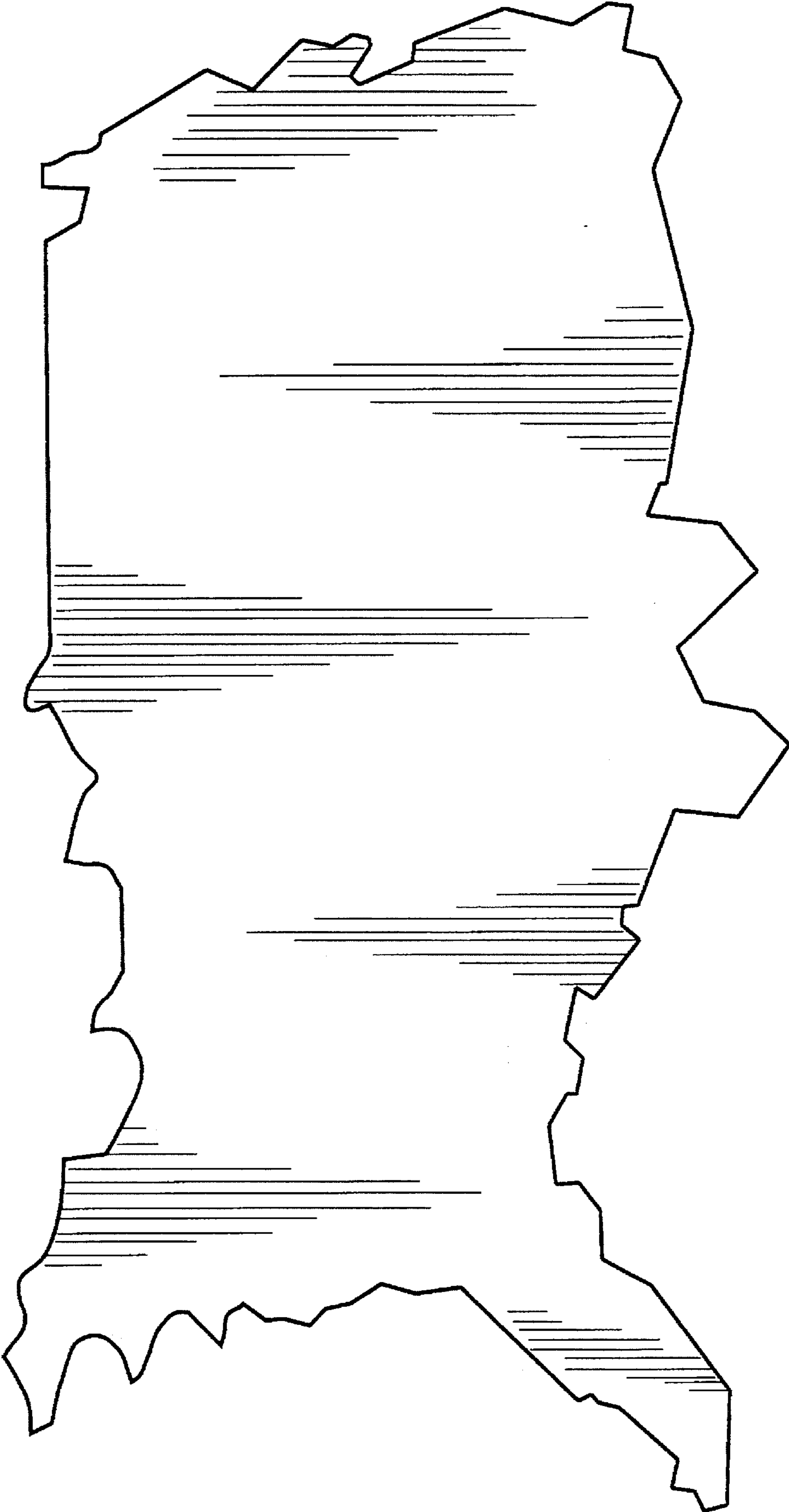


FIG. 6.