



US00D362713S

United States Patent [19]

[11] **Patent Number: Des. 362,713**

Mathison

[45] **Date of Patent: **Sep. 26, 1995**

[54] **PNEUMATIC PLUG FOR PIPELINES**

[75] Inventor: **Allen D. Mathison**, Richfield, Minn.

[73] Assignee: **Cherne Industries Incorporated**,
Minneapolis, Minn.

[**] Term: **14 Years**

[21] Appl. No.: **23,004**

[22] Filed: **May 17, 1994**

[52] U.S. Cl. **D23/260**

[58] **Field of Search** D23/259, 260;
15/104.061; 166/153, 192; 277/34.6; 220/352,
DIG. 19; 138/89, 97, 98, 93, 109

[56] **References Cited**

U.S. PATENT DOCUMENTS

3,902,528	9/1975	Tartabini et al.	138/93 X
3,908,682	9/1975	Thompson	15/105.061 X
4,614,206	9/1986	Mathison et al.	138/93
5,199,463	4/1993	Lippiatt	138/98

OTHER PUBLICATIONS

American Logiball Inc., Logiball-Reinforced Rubber Multi-size Plugs, Product Sheet, 1 page.
Cherne Industries Incorporated, Cherne Petro Plug, 1991, Product Sheet, 1 page.

Cherne Industries Incorporated, Cherne Neoprene Factory Replaceable Sleeve Multi-Size Muni-Ball Plugs, 1991, 1 page.

Primary Examiner—Stella Reid
Assistant Examiner—Eric Watterson
Attorney, Agent, or Firm—Anthony G. Eggink

[57] **CLAIM**

The ornamental design for a pneumatic plug for pipelines, as shown and described.

DESCRIPTION

FIG. 1 is a top plan view of a pneumatic plug for pipelines, showing my new design;

FIG. 2 is a side elevational view thereof;

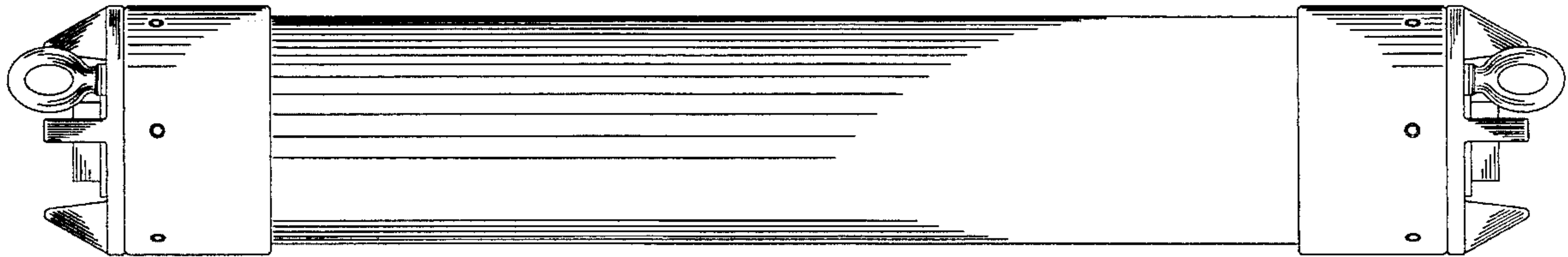
FIG. 3 is a front elevational view thereof;

FIG. 4 is a rear elevational view thereof;

FIG. 5 is a side elevational view thereof and showing the side opposite that of FIG. 2; and,

FIG. 6 is a bottom plan view thereof.

1 Claim, 5 Drawing Sheets



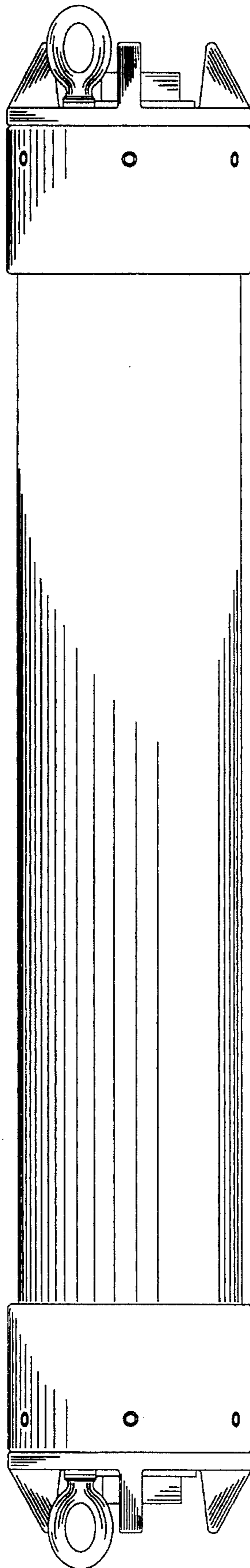


FIG. 1

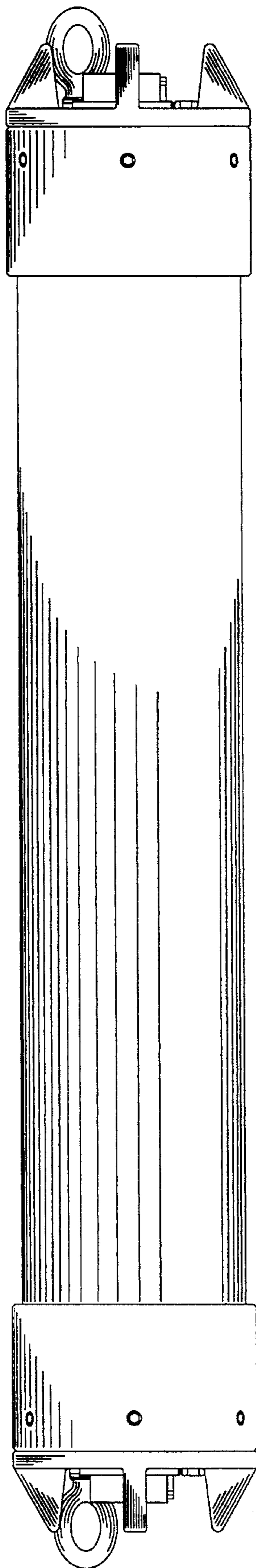


FIG. 2

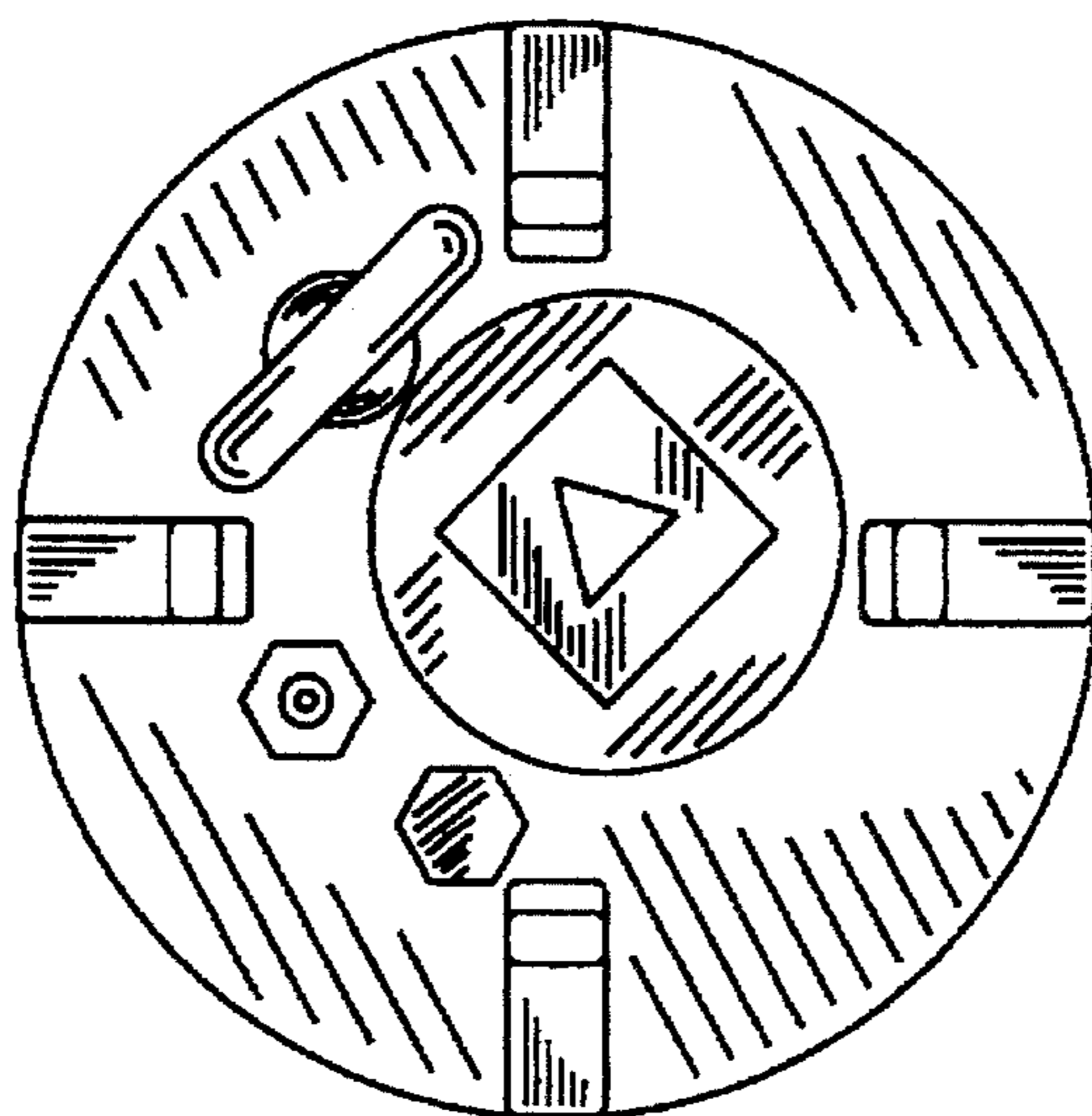


FIG. 3

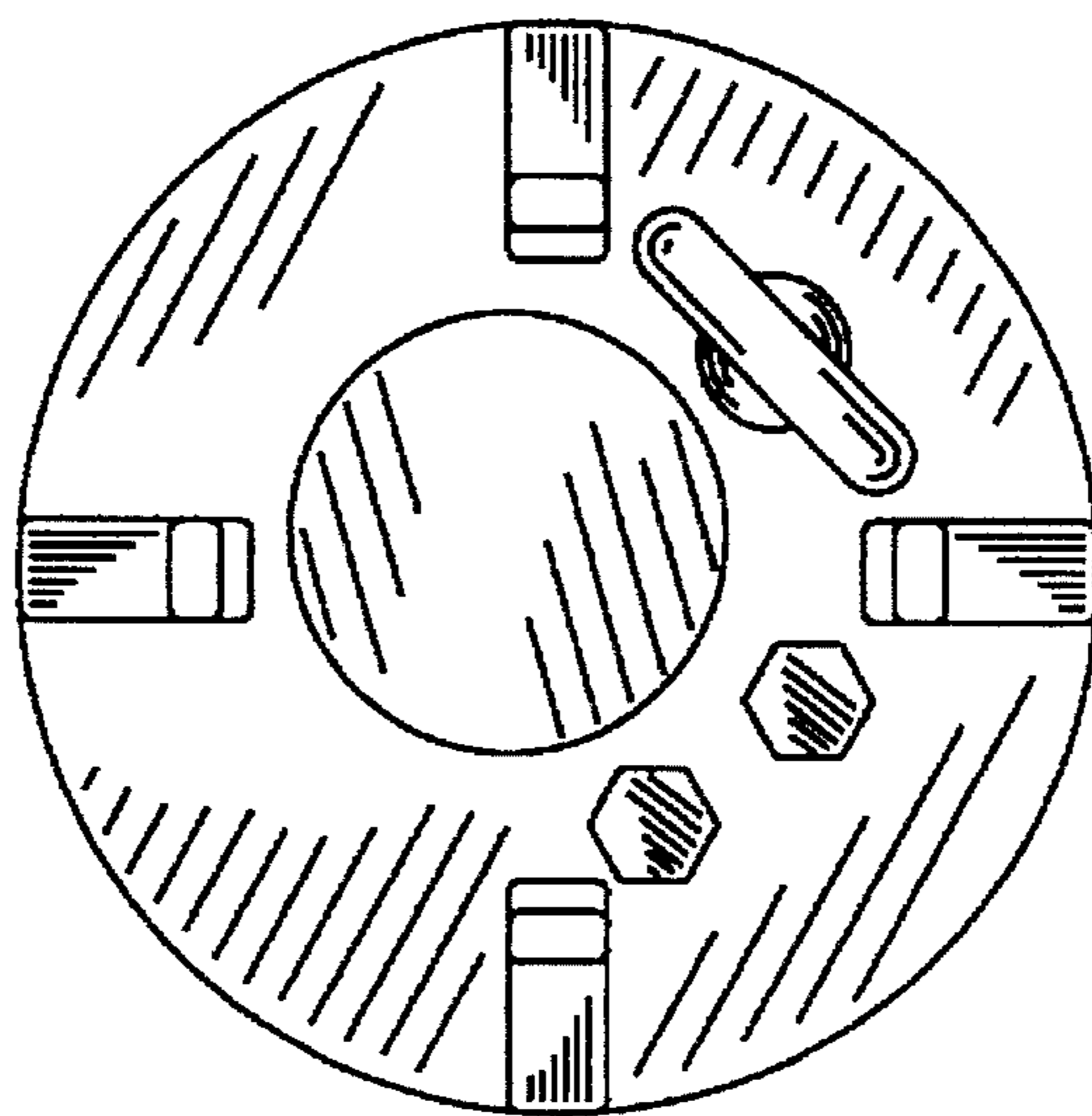


FIG. 4

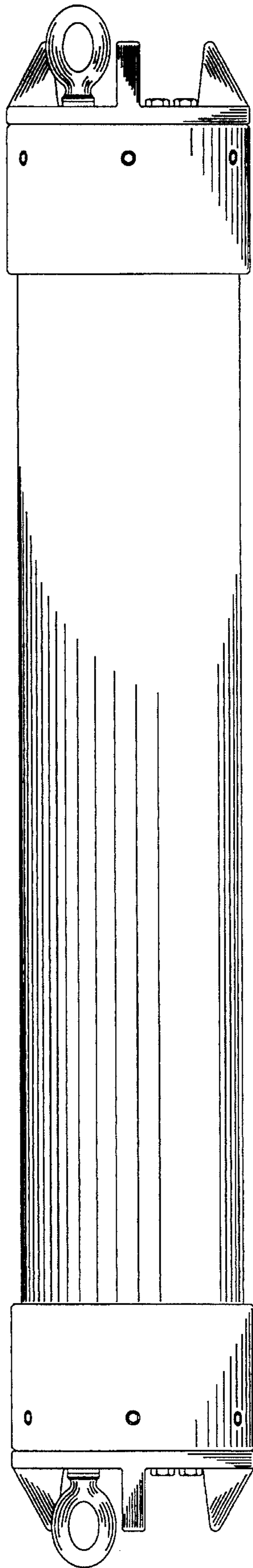


FIG. 5

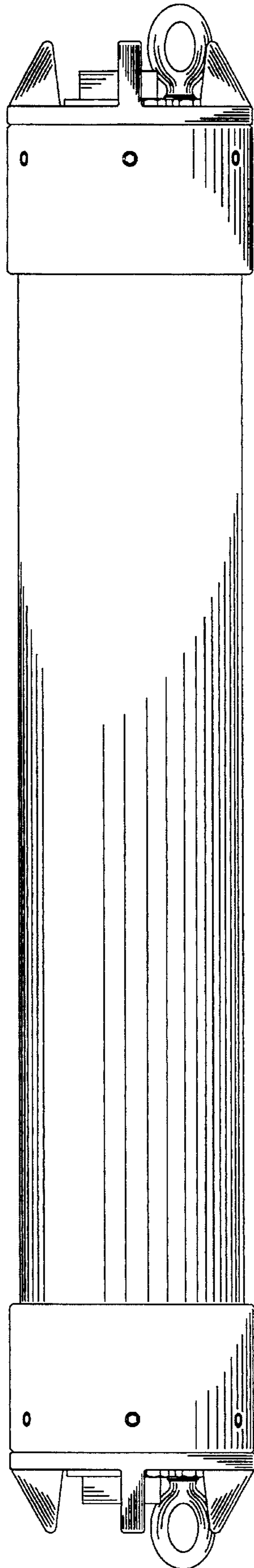


FIG. 6