



US00D362682S

United States Patent [19]

[11] Patent Number: **Des. 362,682**

Pitteloud

[45] Date of Patent: ****Sep. 26, 1995**

[54] PEN

D. 286,790	11/1986	Bove	D19/50
D. 303,549	9/1989	Horntrich	D19/48
D. 323,852	2/1992	Gomez	D19/48

[75] Inventor: **Michel Pitteloud**, La Croix, Switzerland

Primary Examiner—Martie Thompson
Attorney, Agent, or Firm—Clifford W. Browning; Woodard, Emhardt, Naughton Moriarty & McNett

[73] Assignee: **Harry Winston Ultimate Timepiece S.A.**, Switzerland

[**] Term: **14 Years**

[57] **CLAIM**

The ornamental design for a pen, as shown and described.

[21] Appl. No.: **28,170**

DESCRIPTION

[22] Filed: **Sep. 8, 1994**

[30] **Foreign Application Priority Data**

FIG. 1 is a front elevational view of a pen showing my new design;

Mar. 9, 1994 [WO] WIPO DM/028978

FIG. 2 is a left side elevational view of the pen of FIG. 1, the right side elevational view being a mirror image of FIG. 2;

[52] U.S. Cl. **D19/48**; D19/51; D19/56; D19/57

FIG. 3 is a front elevational view of the pen of FIG. 1 with the cap removed;

[58] **Field of Search** D19/35, 36, 41-51, D19/54-58, 81-85; 401/221, 222, 243, 244, 245, 246, 247

FIG. 4 is a left side elevational view of the pen of FIG. 1 with the cap removed;

[56] **References Cited**

FIG. 5 is a front elevational view of the removed cap of the pen of FIG. 3;

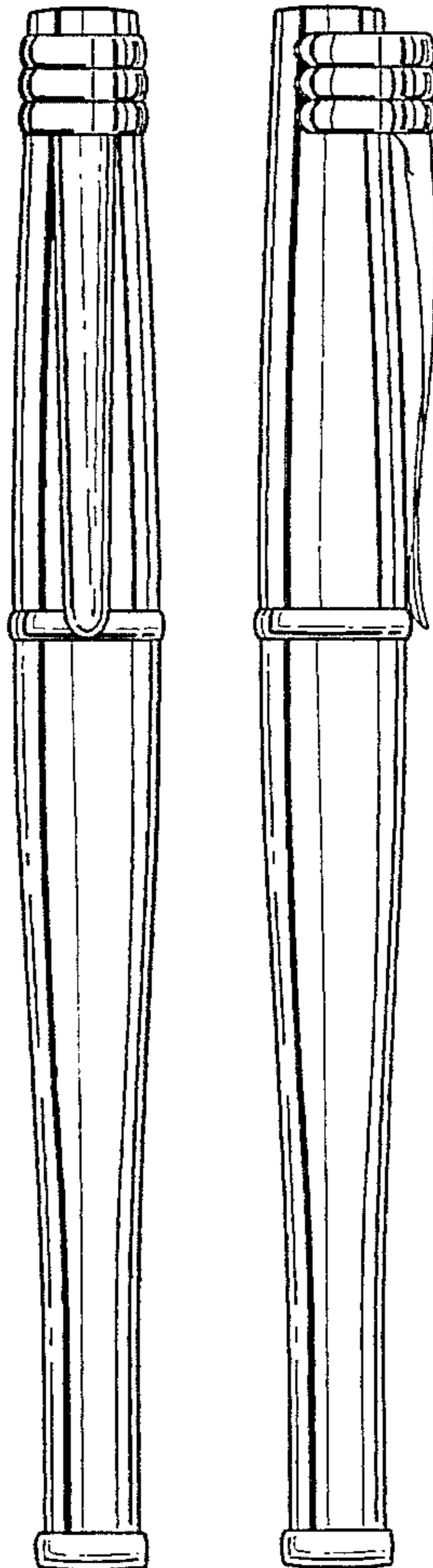
U.S. PATENT DOCUMENTS

D. 98,522	2/1936	Juelss	D19/51 X
D. 273,397	4/1984	Hechter	D19/48 X
D. 275,577	9/1984	Hechter	D19/51
D. 282,754	2/1986	LeBlanc et al.	D19/49

FIG. 6 is a left side elevational view of the removed cap of the pen of FIG. 4; and,

FIG. 7 is a top plan view of the pen of FIG. 1.

1 Claim, 2 Drawing Sheets



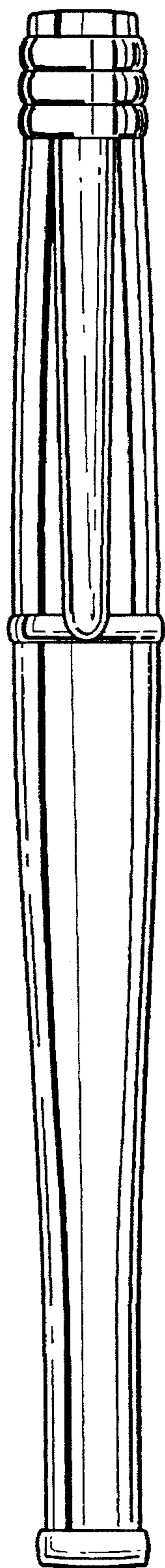


Fig. 1

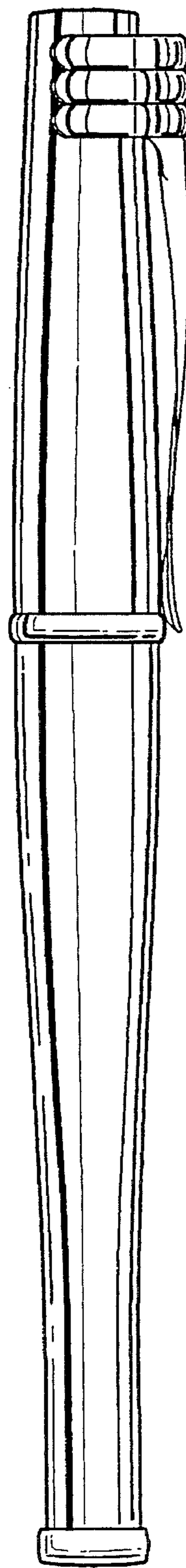


Fig. 2




Fig. 3




Fig. 4




Fig. 5

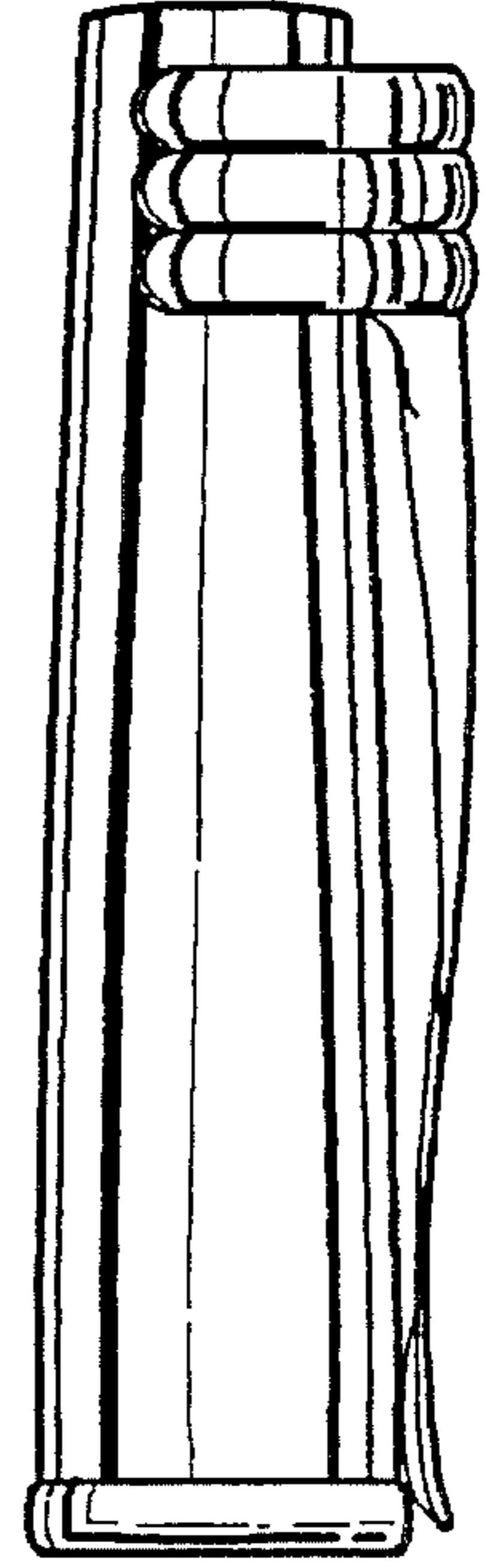


Fig. 6

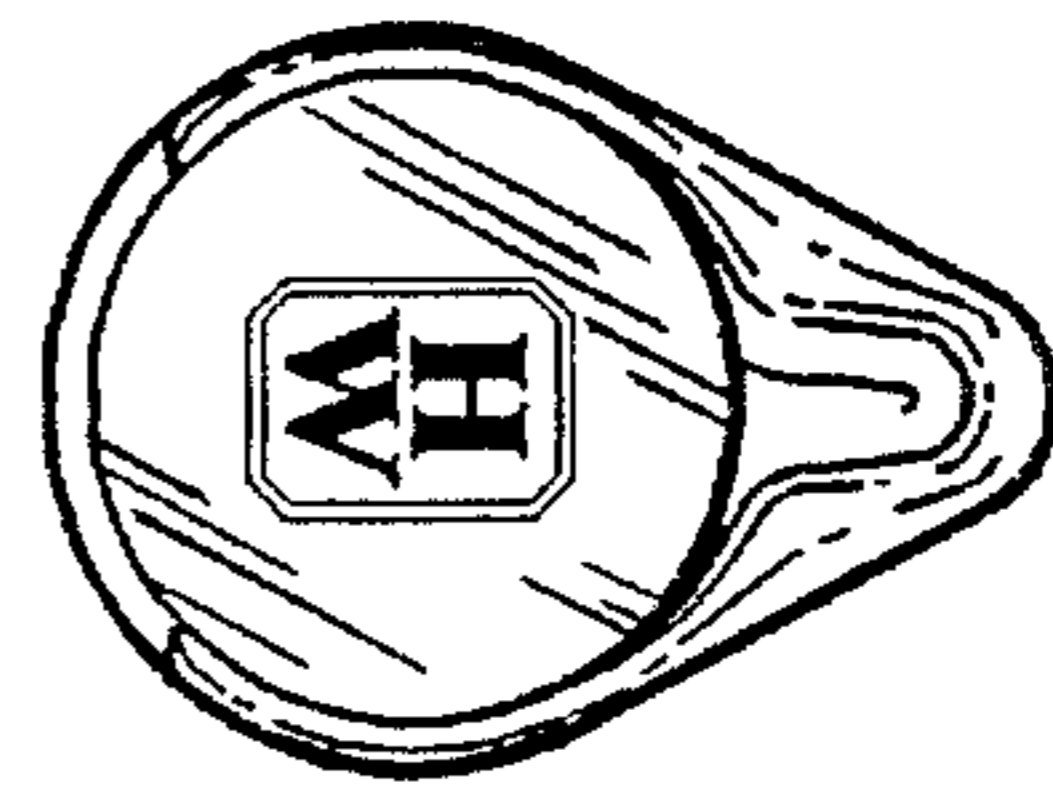


Fig. 7