



US00D362677S

United States Patent [19]

[11] Patent Number: **Des. 362,677**

Ishibashi et al.

[45] Date of Patent: ****Sep. 26, 1995**

[54] **IMAGE FORMING APPARATUS**

[75] Inventors: **Masaaki Ishibashi, Hino; Takuya Hatakeyama**, Yokohama, all of Japan

[73] Assignee: **Canon Kabushiki Kaisha**, Tokyo, Japan

[**] Term: **14 Years**

[21] Appl. No.: **25,030**

[22] Filed: **Jun. 27, 1994**

[30] **Foreign Application Priority Data**

Dec. 29, 1993 [JP] Japan 5-40039

[52] U.S. Cl. **D18/43; D18/40**

[58] Field of Search D18/36, 40, 43; 222/DIG. 1; 355/206, 208, 245, 260, 298

D. 303,541 9/1989 Aoyama D18/36
 D. 303,542 9/1989 Tashiro D18/36
 D. 303,543 9/1989 Seki D18/36
 D. 308,696 6/1990 Tanizawa et al. D18/40
 D. 308,885 6/1990 Okayama et al. D18/40
 D. 310,539 9/1990 Komada et al. D18/40
 D. 313,615 1/1991 Tokuda D18/36
 D. 313,616 1/1991 Tokuda D18/36
 D. 313,813 1/1991 Tokuda D18/36
 D. 314,212 1/1991 Komada et al. D18/40
 D. 338,227 8/1993 Tokuda et al. D18/43
 D. 338,909 8/1993 Tokuda et al. D18/43

Primary Examiner—Alan P. Douglas
Assistant Examiner—Caron D. Veynar
Attorney, Agent, or Firm—Fitzpatrick, Cella, Harper & Scinto

[57] CLAIM

The ornamental design for an image forming apparatus, as shown and described.

DESCRIPTION

FIG. 1 is a front elevational view of an image forming apparatus showing our new design;
 FIG. 2 is a rear elevational view thereof;
 FIG. 3 is a top plan view thereof;
 FIG. 4 is a bottom plan view thereof;
 FIG. 5 is a left side elevational view thereof;
 FIG. 6 is a right side elevational view thereof; and,
 FIG. 7 is a perspective view thereof.

1 Claim, 3 Drawing Sheets

[56] **References Cited**

U.S. PATENT DOCUMENTS

D. 276,916 12/1984 Masaki D18/36
 D. 286,297 10/1986 Clowe et al. D18/36
 D. 286,541 11/1986 Takahashi et al. D18/43
 D. 287,023 12/1986 Masaki D18/36
 D. 298,255 10/1988 Hirata D18/36
 D. 298,259 10/1988 Masaki D18/36
 D. 298,333 11/1988 Masaki et al. D18/36
 D. 298,334 11/1988 Masaki et al. D18/36
 D. 298,335 11/1988 Masaki et al. D18/36
 D. 298,336 11/1988 Masaki D18/36

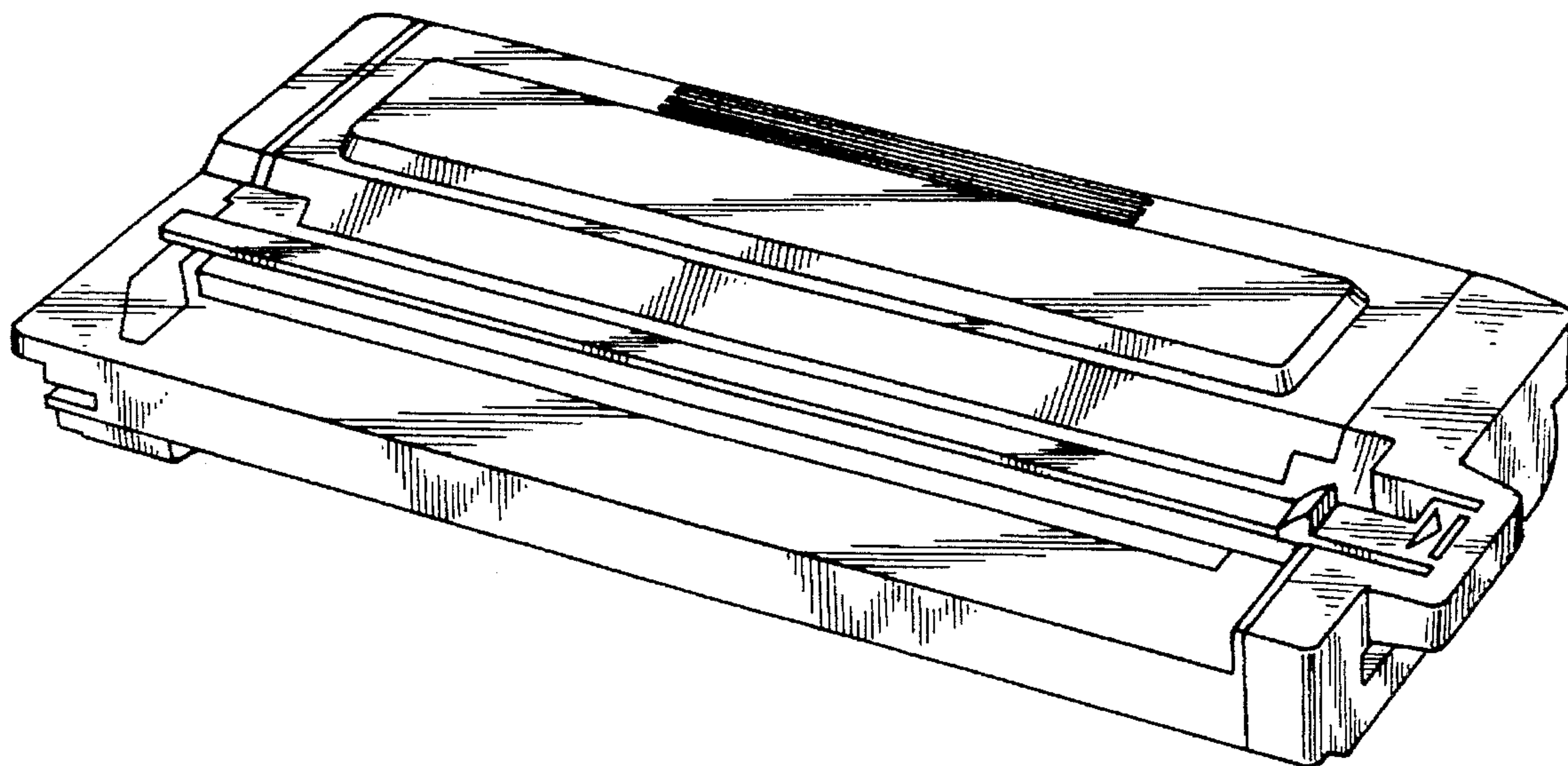


FIG. 1

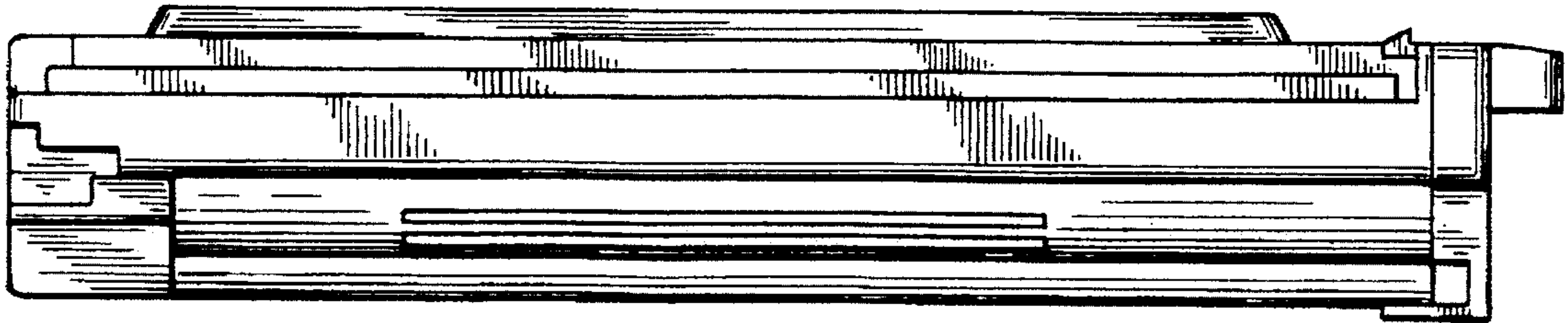


FIG. 2

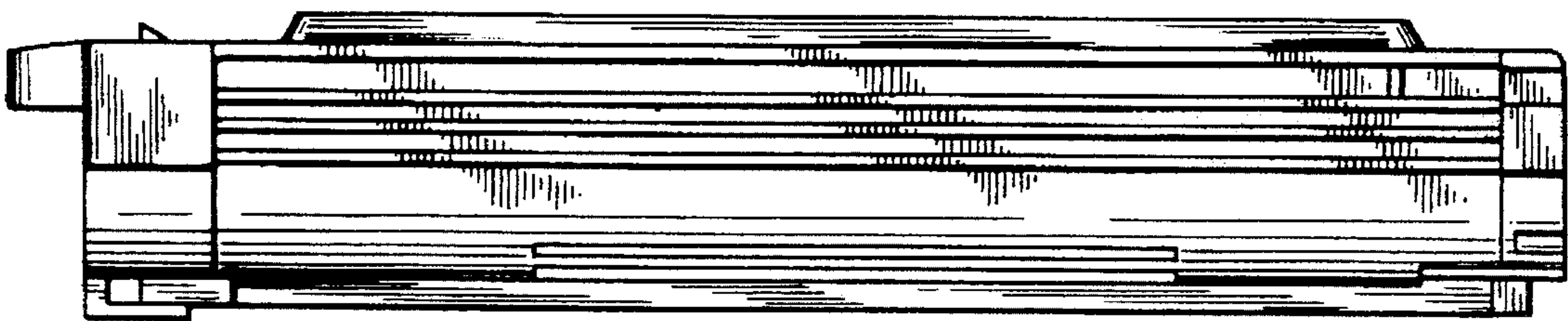


FIG. 3

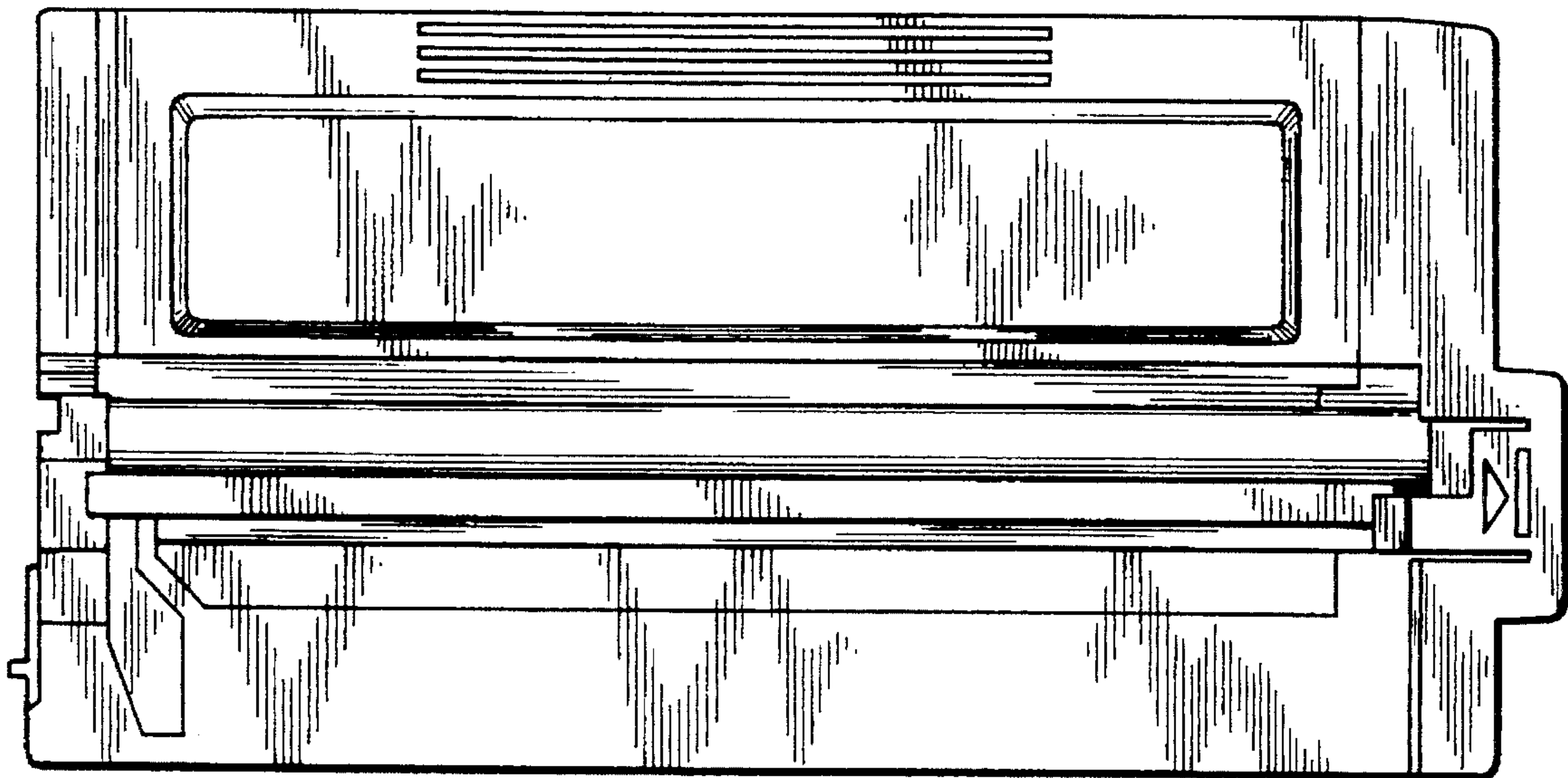


FIG. 4

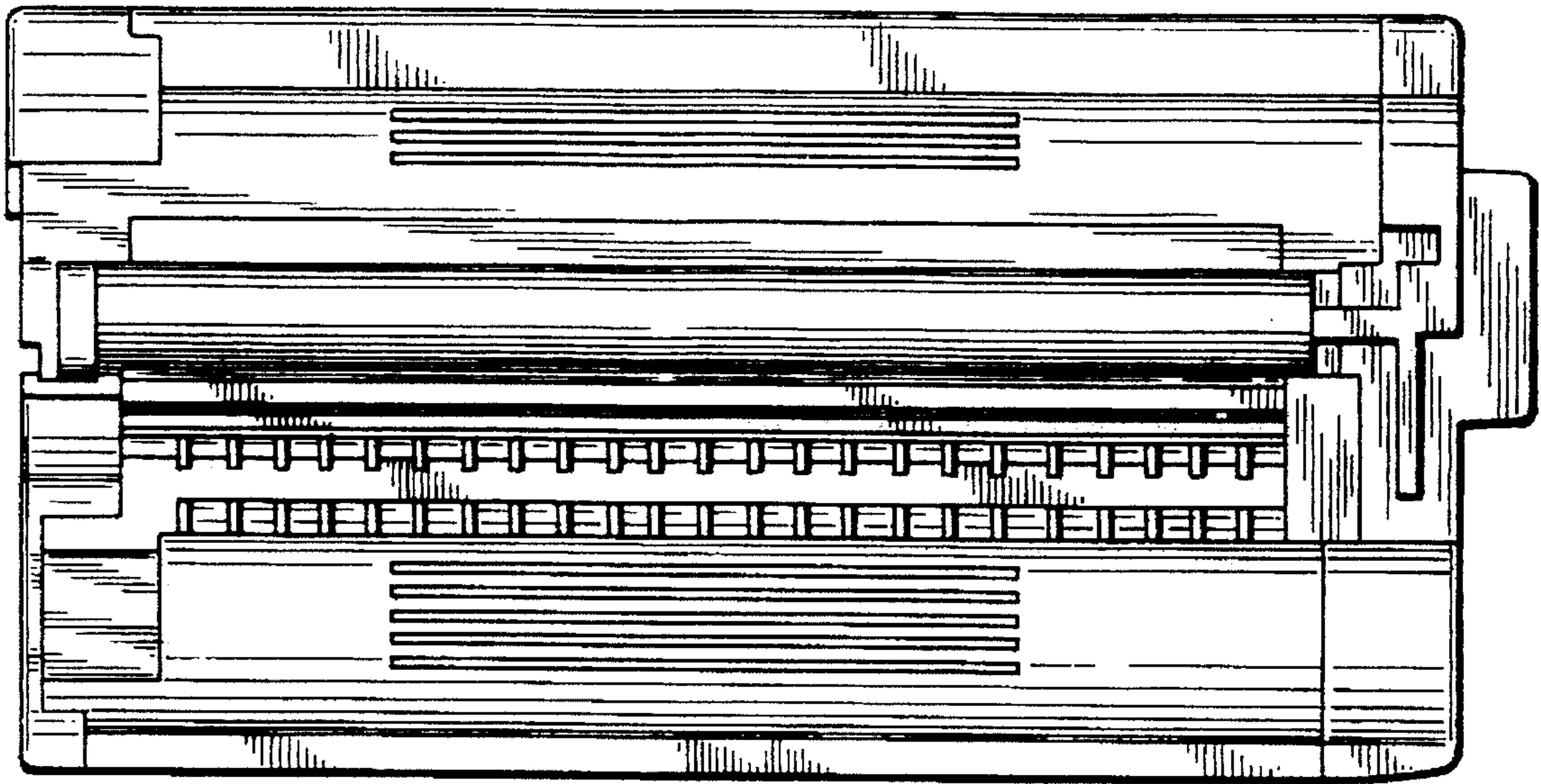


FIG. 5

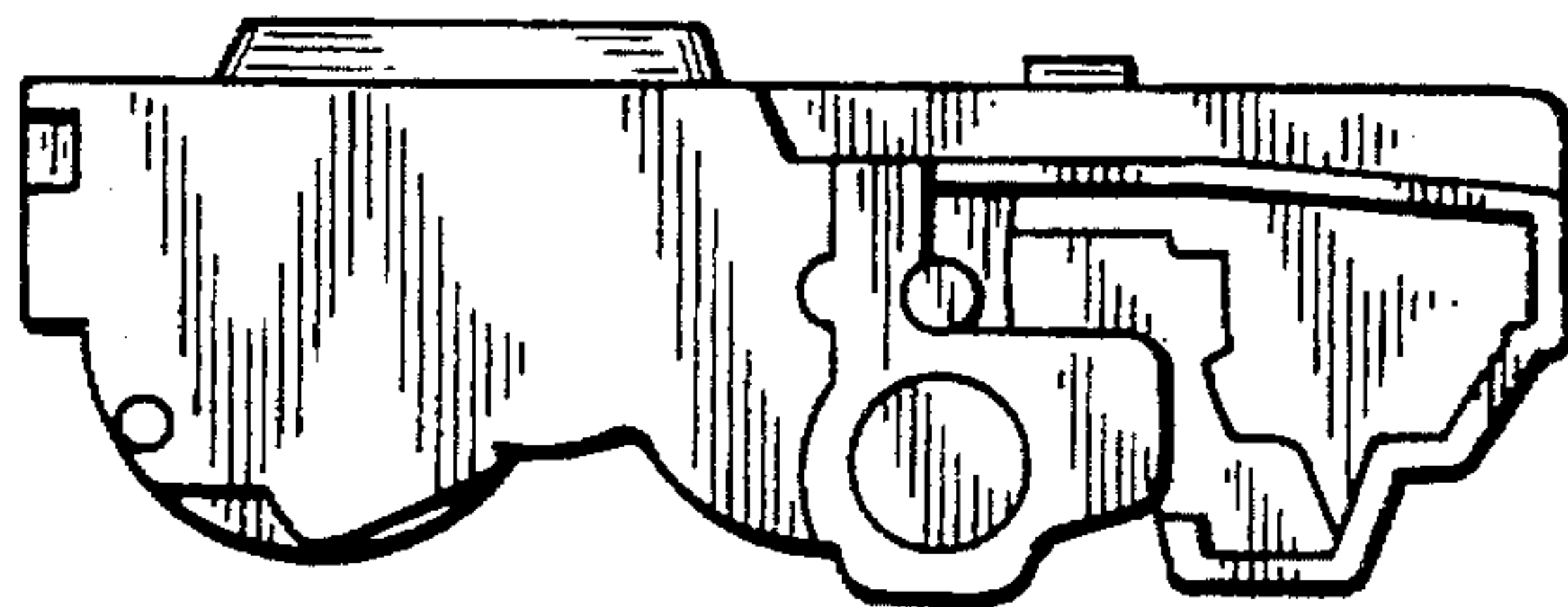


FIG. 6

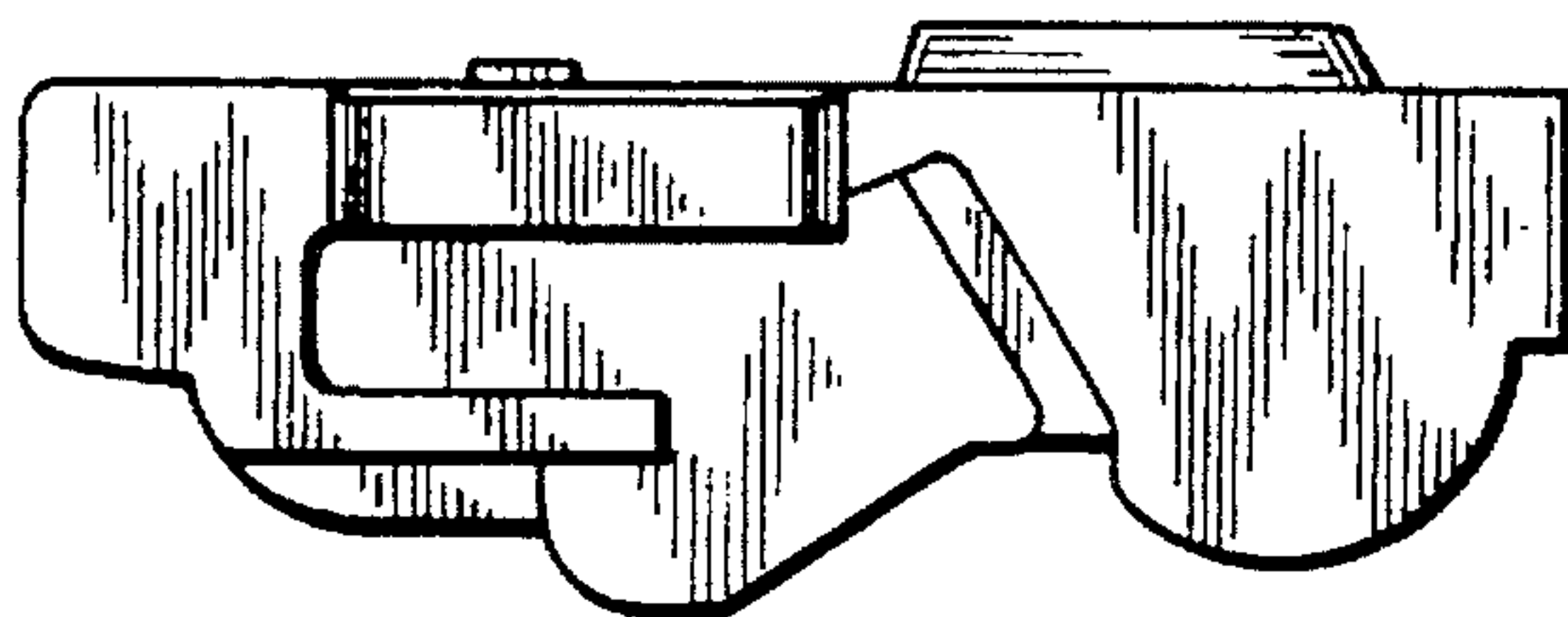


FIG. 7

