



US00D362670S

# United States Patent [19]

[11] Patent Number: **Des. 362,670**

**Jetter**

[45] Date of Patent: **\*\*Sep. 26, 1995**

[54] **UPHOLSTERY DOWN DISPENSER**

4,272,874	6/1981	Krein .....	53/524
4,485,518	12/1984	Kasper .....	15/339
4,496,076	1/1985	Tompkins .....	222/3
4,961,245	10/1990	Barnes, Jr. et al. ....	15/339

[76] Inventor: **Richard J. Jetter**, 1887 Ridgeway Dr., Clearwater, Fla. 34615

[\*\*] Term: **14 Years**

### OTHER PUBLICATIONS

[21] Appl. No.: **11,741**

Hardware Age, vol. 220, Dec. 1983 p. 472 Model 6000 Blower Accessories.

[22] Filed: **Aug. 13, 1993**

*Primary Examiner*—Sandra Morris

[52] U.S. Cl. .... **D15/13; D23/213**

*Attorney, Agent, or Firm*—James E. Larson; Herbert W. Larson

[58] Field of Search ..... D8/2; D15/13; D23/213; D32/15, 32; 53/524-530; 406/136, 137; 222/3, 566

### [57] CLAIM

### [56] References Cited

The ornamental design for an upholstery down dispenser, as shown and described.


#### U.S. PATENT DOCUMENTS

#### DESCRIPTION

D. 182,274	3/1958	Cragg .....	D15/28
D. 262,180	2/1981	Hardy et al. ....	D8/2
D. 268,586	4/1983	Baum .....	D15/19
D. 287,896	1/1987	Genoa et al. ....	D32/32
D. 293,929	1/1988	Verhees .....	D23/213
D. 296,228	6/1988	McDonough .....	D23/213
D. 309,309	7/1990	Sundheim et al. ....	D15/13
D. 319,902	9/1991	Russell .....	D15/13
D. 339,626	9/1993	Emerson .....	D23/213
2,950,146	8/1960	Lease et al. ....	406/136
4,005,526	2/1977	Clay .....	15/339
4,085,816	4/1978	Amagai et al. ....	180/89.2

FIG. 1 is a perspective view of an upholstery down dispenser showing my new design;  
FIG. 2 is a reduced top plan view thereof;  
FIG. 3 is a reduced left side elevational view thereof;  
FIG. 4 is a reduced front elevational view thereof;  
FIG. 5 is a reduced rear elevational view thereof;  
FIG. 6 is a reduced right elevational view thereof; and,  
FIG. 7 is a reduced bottom plan view thereof.

**1 Claim, 2 Drawing Sheets**



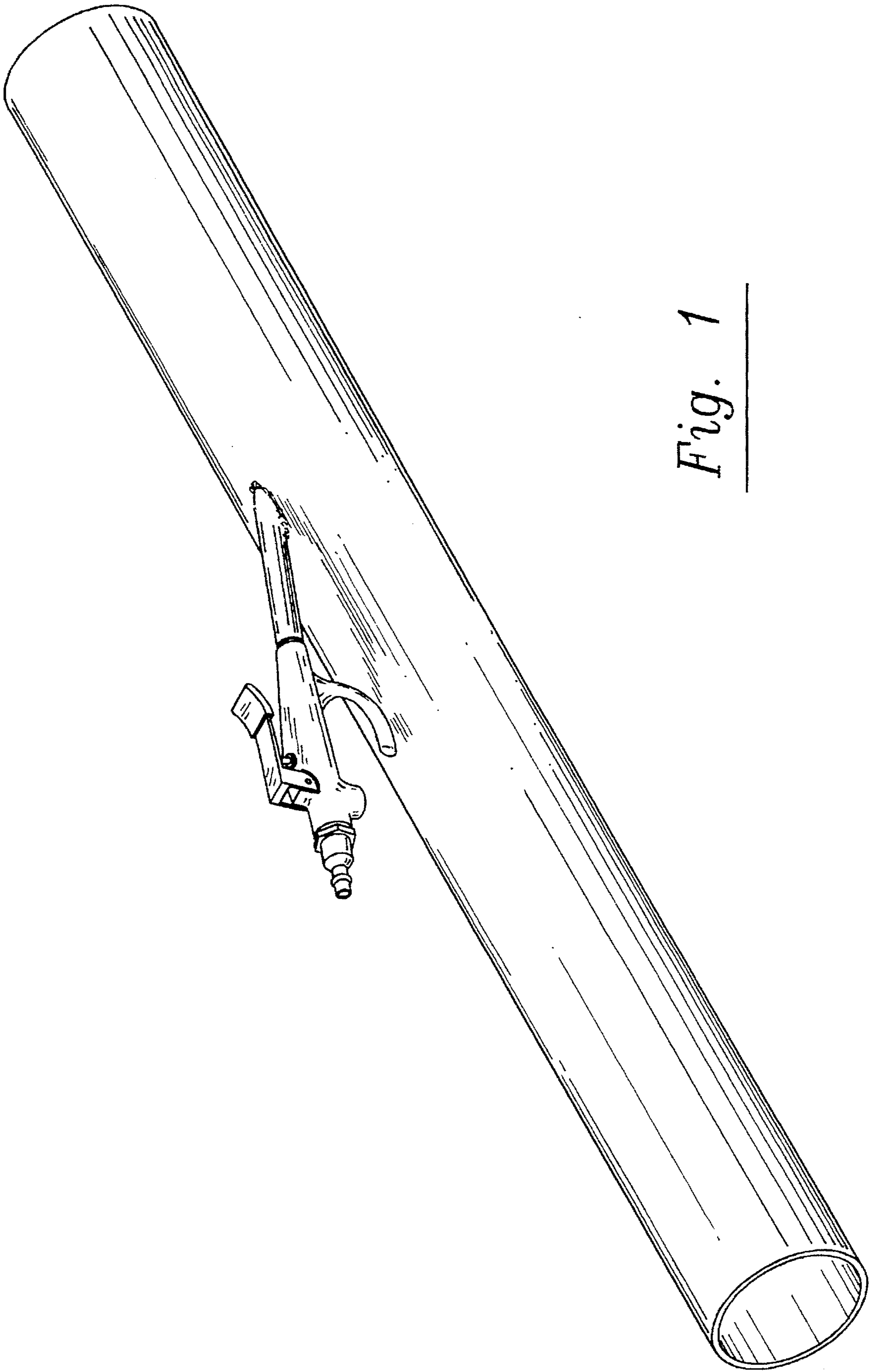


Fig. 1




Fig. 2

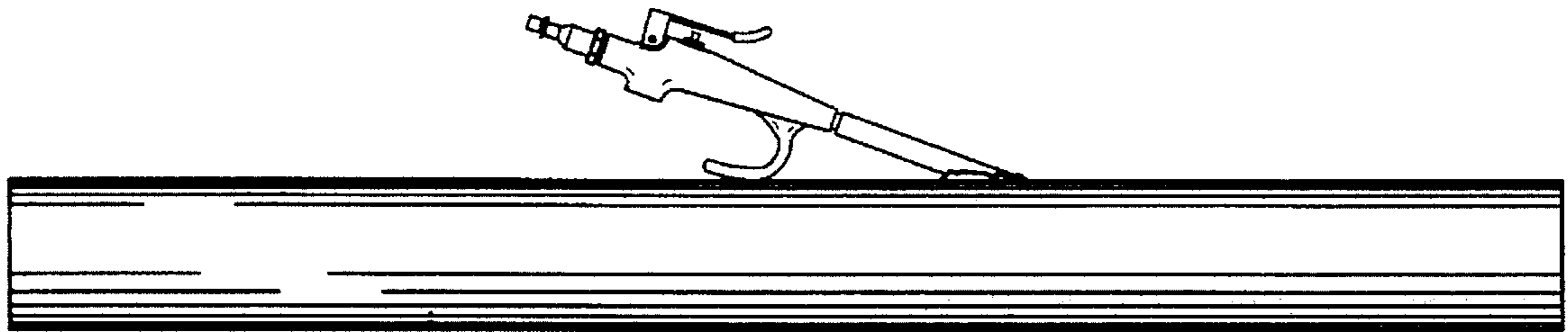


Fig. 3




Fig. 4




Fig. 5

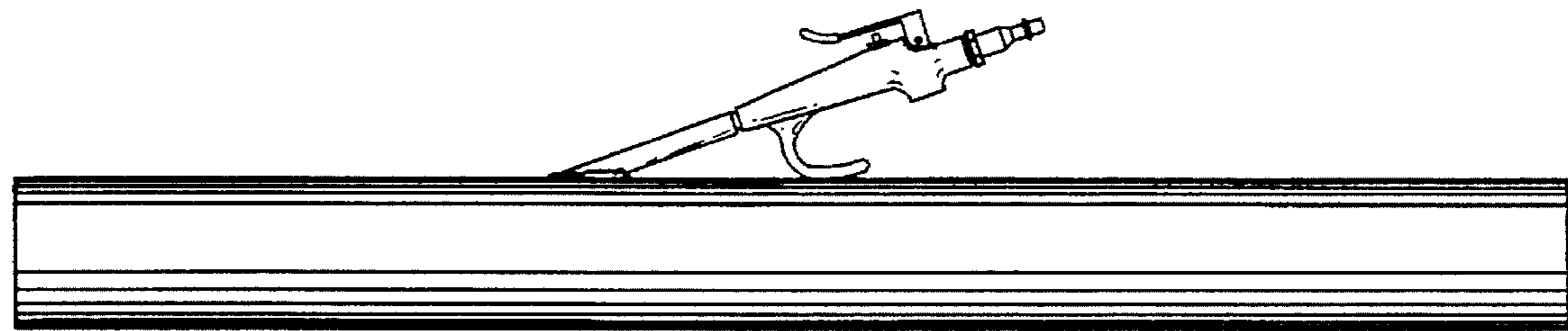


Fig. 6




Fig. 7