



US00D362647S

# United States Patent [19]

[11] **Patent Number: Des. 362,647**

**Rahr**

[45] **Date of Patent: \*\*Sep. 26, 1995**

[54] **VASE**

3,524,280 8/1970 McKinnon ..... D11/153 X

[76] Inventor: **Peter N. Rahr**, 19 Corinne Road,  
Tufnell Park, London N19 5EZ,  
England

### OTHER PUBLICATIONS

*Crate and Barrel Cat; Fall and Winter, 1992*, p. 49, "I-Optic Vase," bottom center of page.

[\*\*] Term: **14 Years**

*Primary Examiner*—Louis S. Zarfaz

*Assistant Examiner*—Monica A. Hannon

[21] Appl. No.: **15,717**

*Attorney, Agent, or Firm*—Warren L. Franz; James H. Beusse

[22] Filed: **Nov. 24, 1993**

### [30] Foreign Application Priority Data

May 26, 1993 [GB] United Kingdom ..... 2031325

[52] U.S. Cl. .... **D11/153**; D11/152

[58] Field of Search ..... D7/509, 523, 547;  
D9/452, 453, 454, 455, 456; D11/143, 145,  
146, 148, 152, 153, 154, 155, 156, 164;  
47/41.11, 41.12, 41.13, 41.14, 41.15, 66 A,  
66 B, 66 C, 66 D, 66 I, 66 MD, 69 T,  
79; 362/161, 162, 163; 431/126, 288, 289,  
291; D26/9.11; 220/DIG. 13, 506, 703,  
705

### [57] CLAIM

The ornamental design for a vase, as shown and described.

### [56] References Cited

### DESCRIPTION

#### U.S. PATENT DOCUMENTS

D. 53,669 7/1919 Stumpp et al. .... D11/146

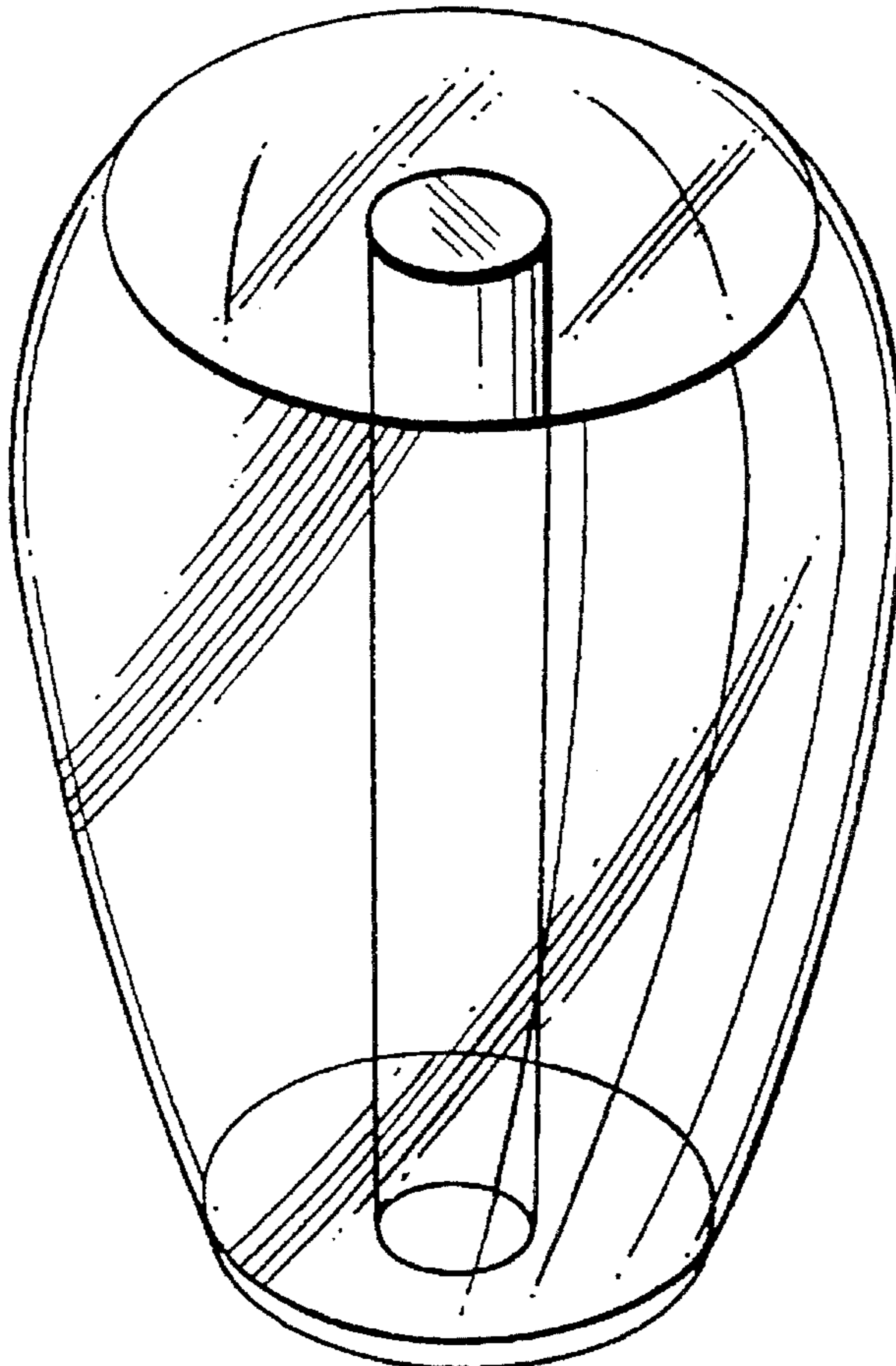
FIG. 1 is a front elevational view of a vase showing my new design, the rear, right side and left side elevational views thereof being identical;

FIG. 2 is a perspective view thereof;


FIG. 3 is a top plan view thereof; and,

FIG. 4 is a bottom plan view thereof.

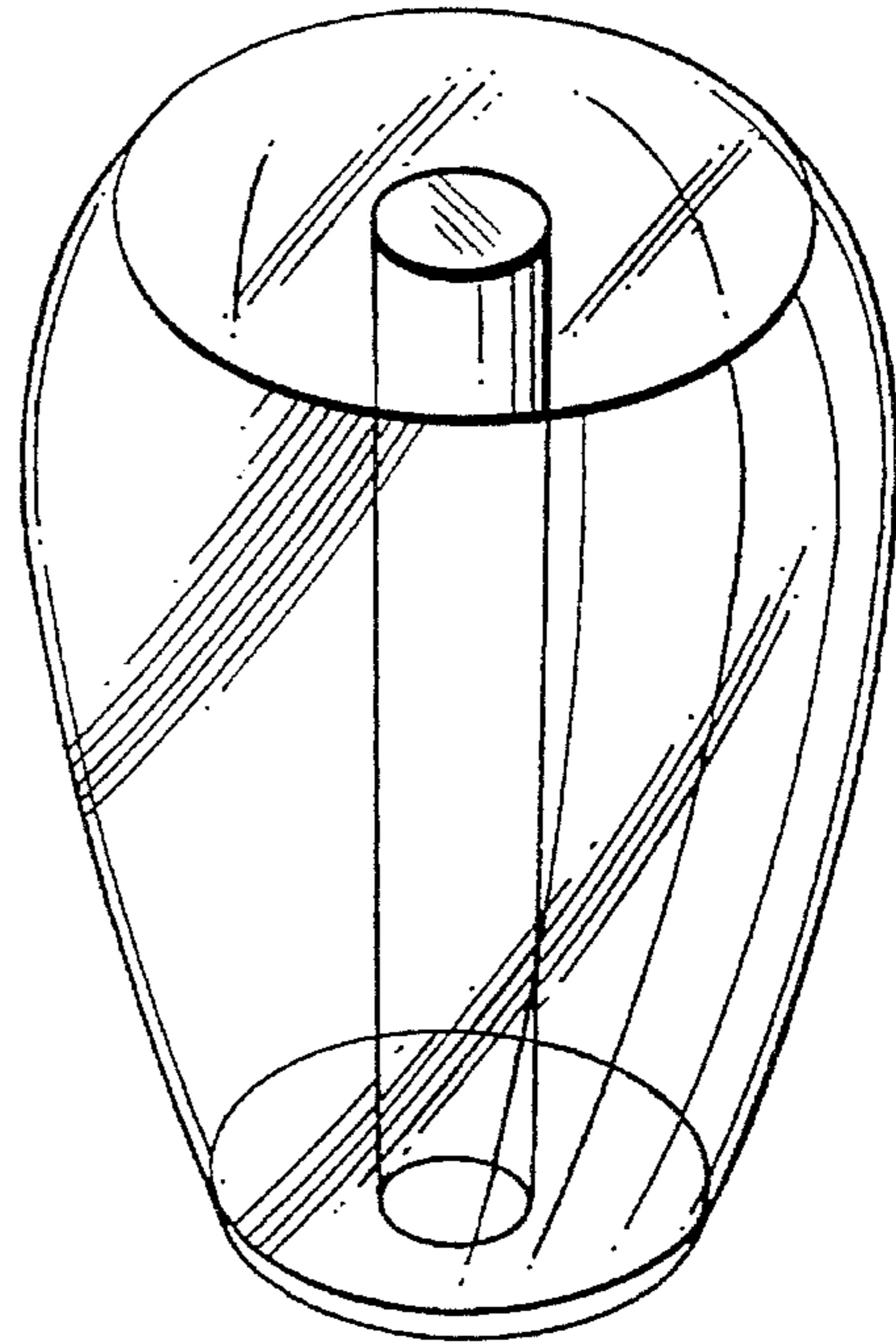
**1 Claim, 1 Drawing Sheet**



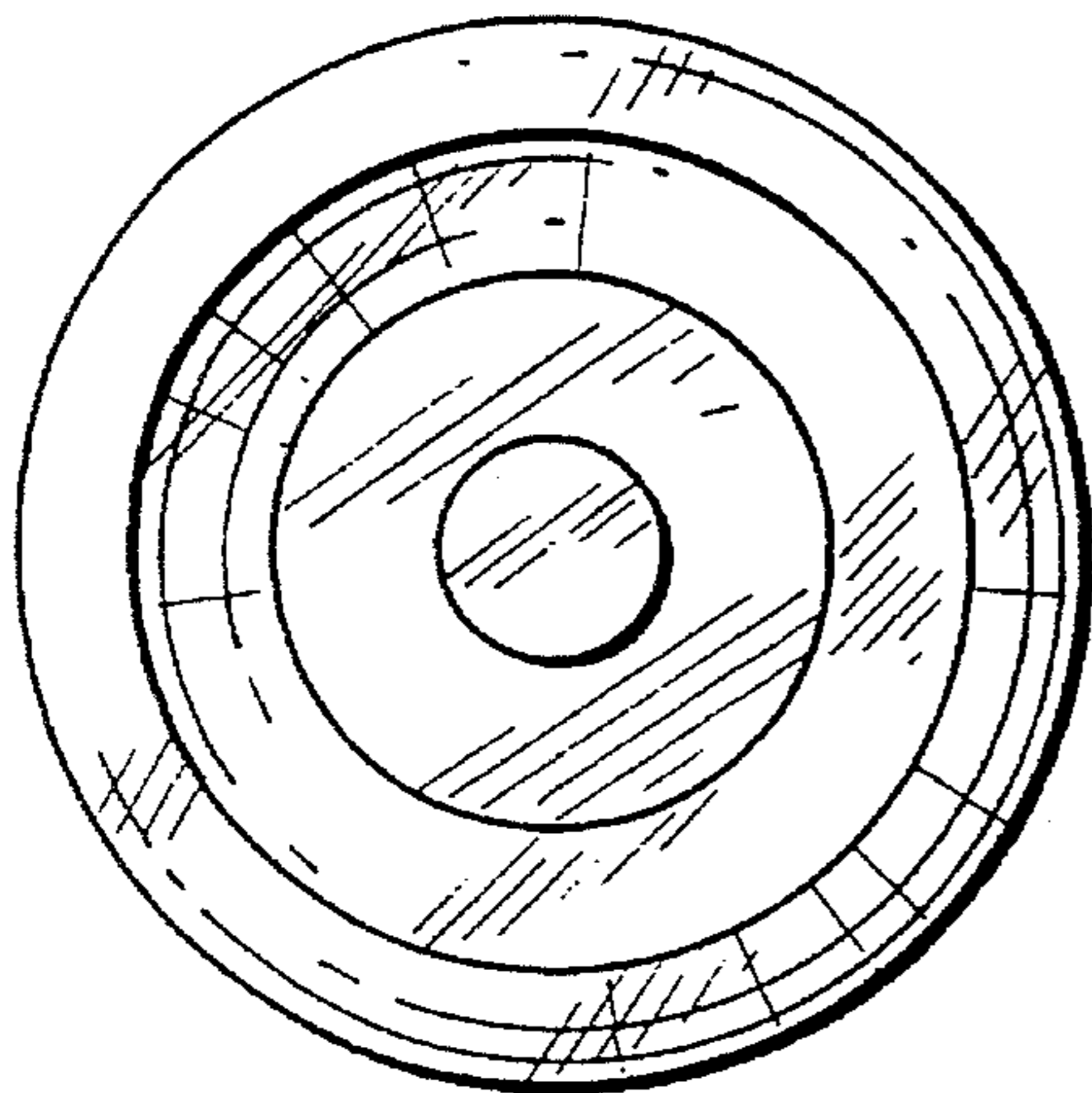
*FIG. 1*



*FIG. 2*



*FIG. 3*



*FIG. 4*

