



US00D362646S

United States Patent [19]

[11] Patent Number: **Des. 362,646**

Rahr

[45] Date of Patent: ****Sep. 26, 1995**

[54] VASE 3,524,280 8/1970 McKinnon D11/153 X

[76] Inventor: **Peter N. Rahr**, 19 Corine Road,
Tufnell Park, London N19 5EZ,
England

[**] Term: **14 Years**

[21] Appl. No.: **15,704**

[22] Filed: **Nov. 24, 1993**

[30] **Foreign Application Priority Data**

May 26, 1993 [GB] United Kingdom 2031324

[52] U.S. Cl. **D11/153; D11/152**

[58] **Field of Search** D7/509, 523, 547;
D9/452, 453, 454, 455, 456; D11/143, 145,
146, 148, 152, 153, 154, 155, 156, 164;
47/41.11, 41.12, 41.13, 41.14, 41.15, 66 A,
66 B, 66 C, 66 D, 66 I, 66 MD, 69 T,
79; 362/161, 162, 163; 431/126, 288, 289,
291; 220/DIG. 13, 703, 705, 506

[56] **References Cited**

U.S. PATENT DOCUMENTS

D. 53,669 7/1919 Stumpp et al. D11/146

OTHER PUBLICATIONS

Crate and Barrel Cat., Fall and Winter 1992, p. 49, "I. Optic Vase", bottom center of page.

Pottery Barn Cat. Spring 1988, p. 35, "E-Grecian Vase", center of page.

Primary Examiner—Louis S. Zarfes

Assistant Examiner—Monica A. Hannon

Attorney, Agent, or Firm—Warren L. Franz; James H. Beusse

[57] **CLAIM**

The ornamental design for a vase, as shown and described.

DESCRIPTION

FIG. 1 is a front elevational view of a vase showing my new design, the rear, right side and left side elevational views thereof being identical;

FIG. 2 is a perspective view thereof;

FIG. 3 is a top plan view thereof; and,

FIG. 4 is a bottom plan view thereof.

1 Claim, 1 Drawing Sheet

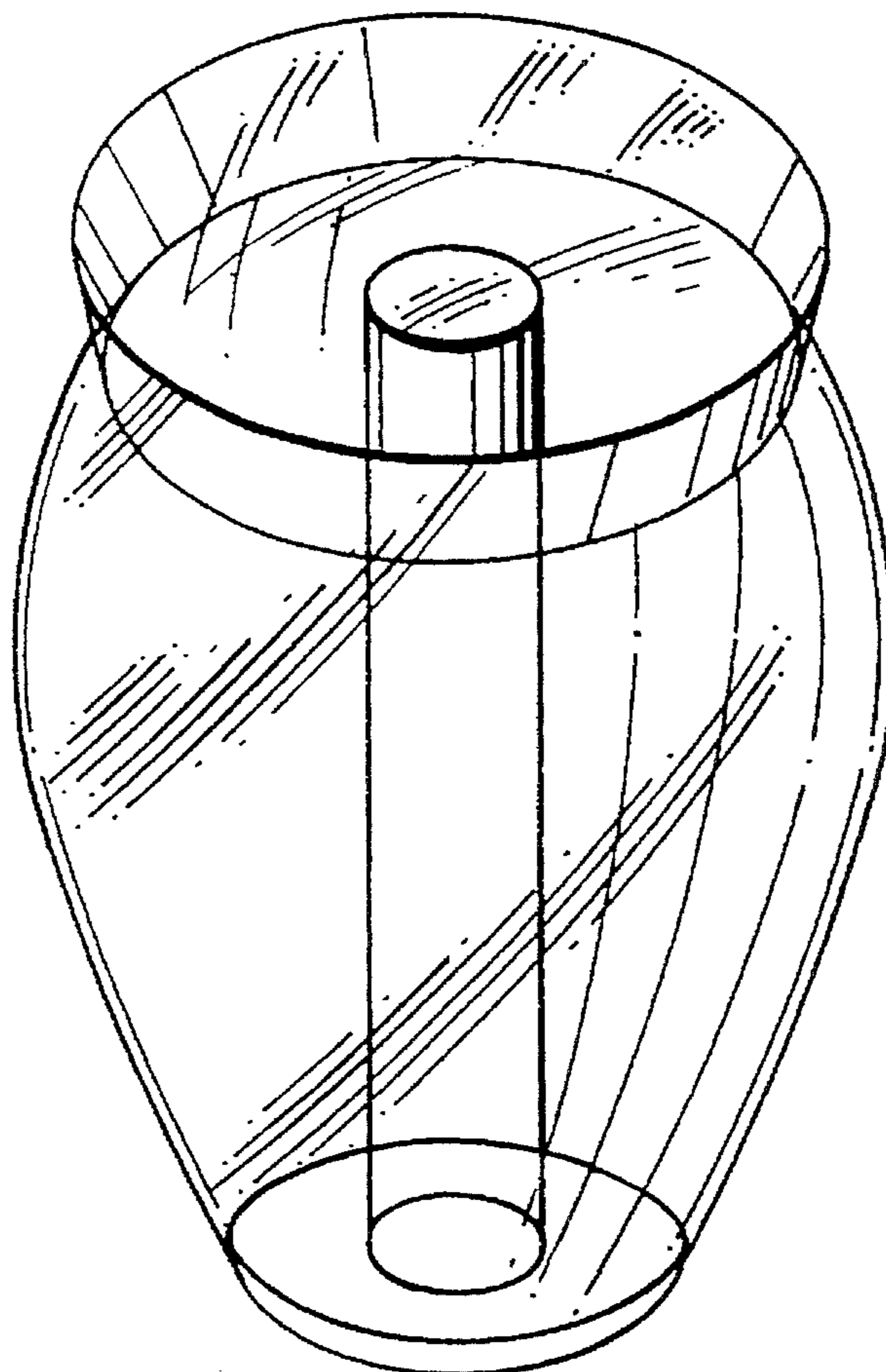


FIG. 1

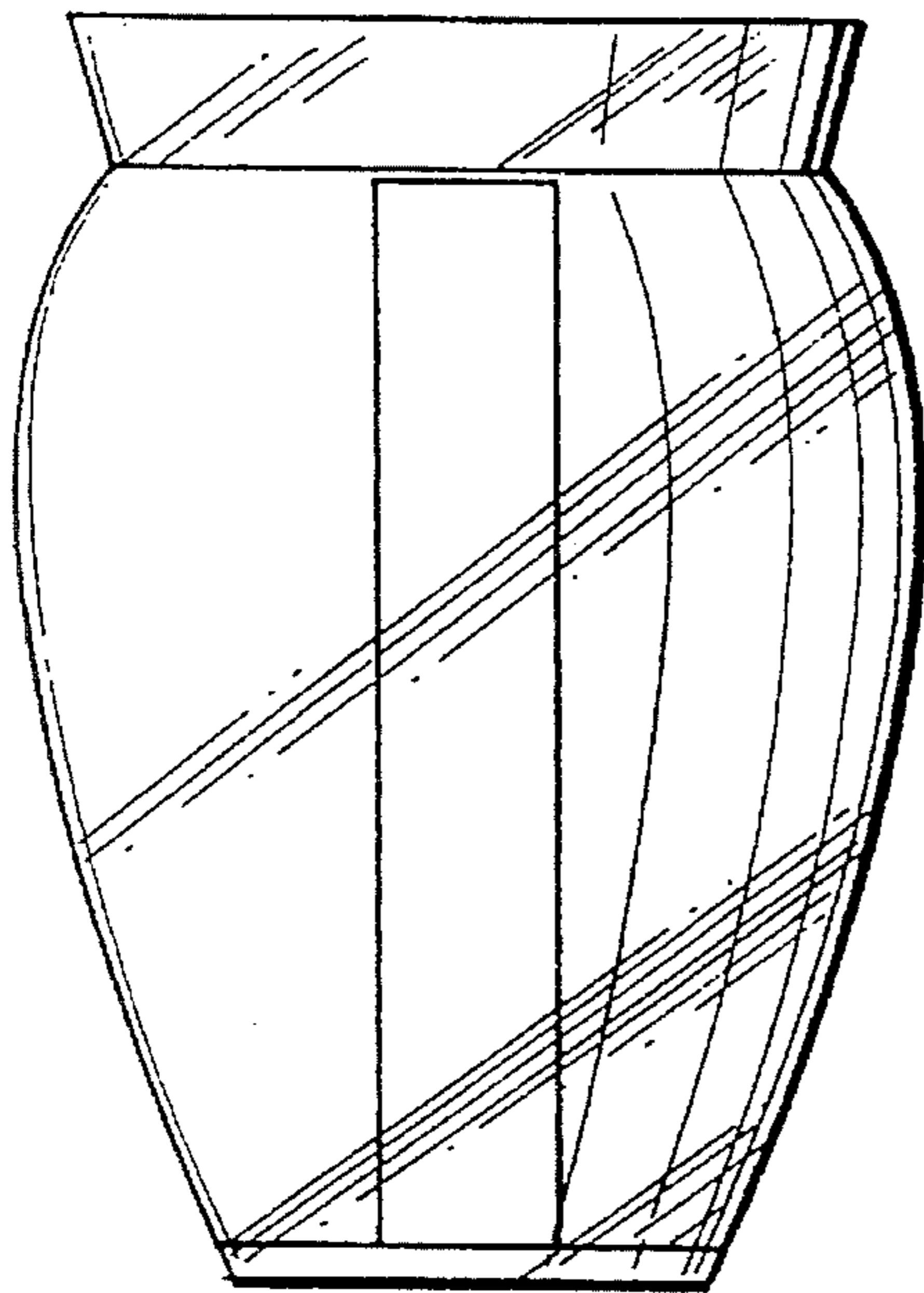


FIG. 2

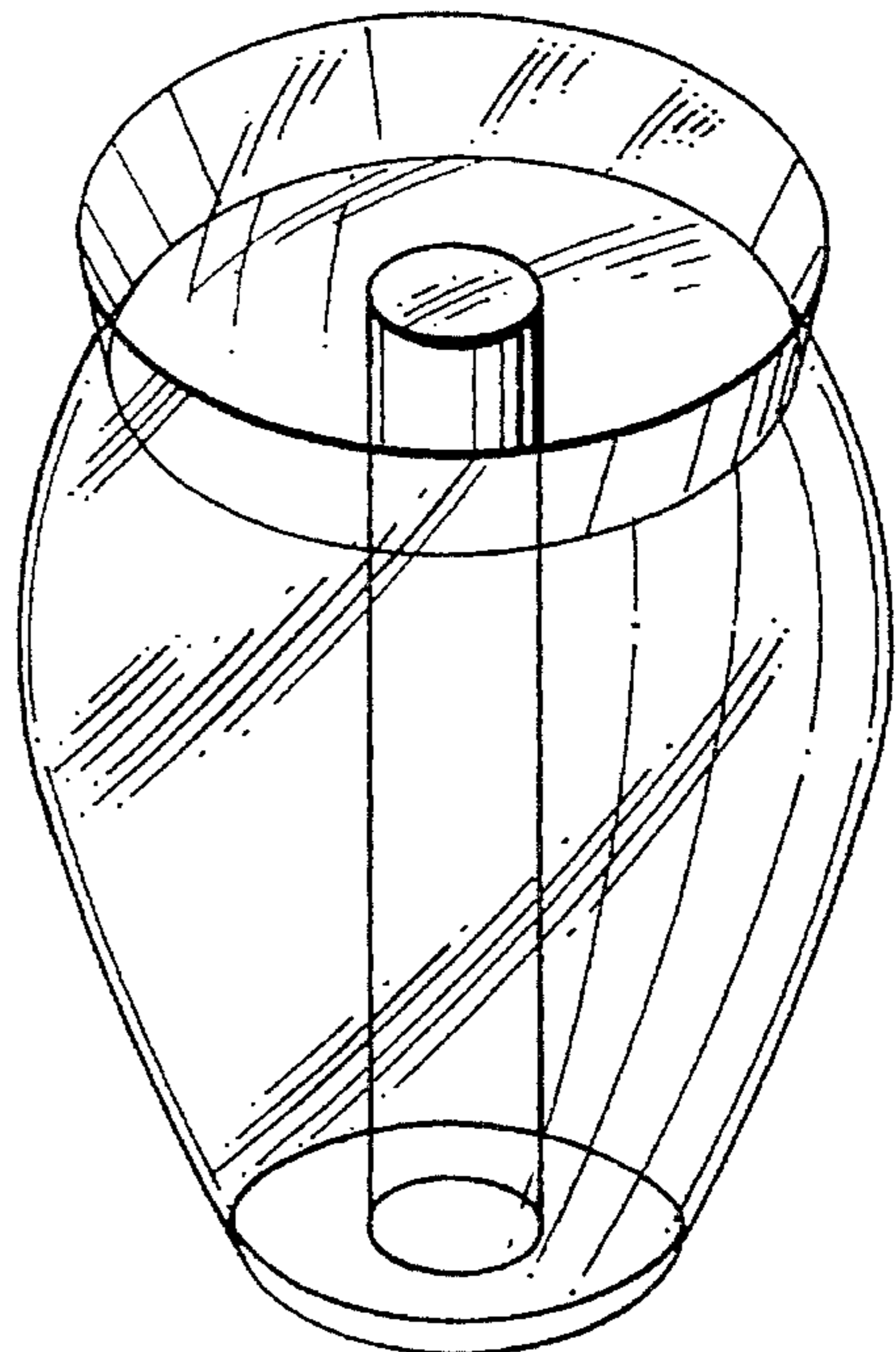


FIG. 3

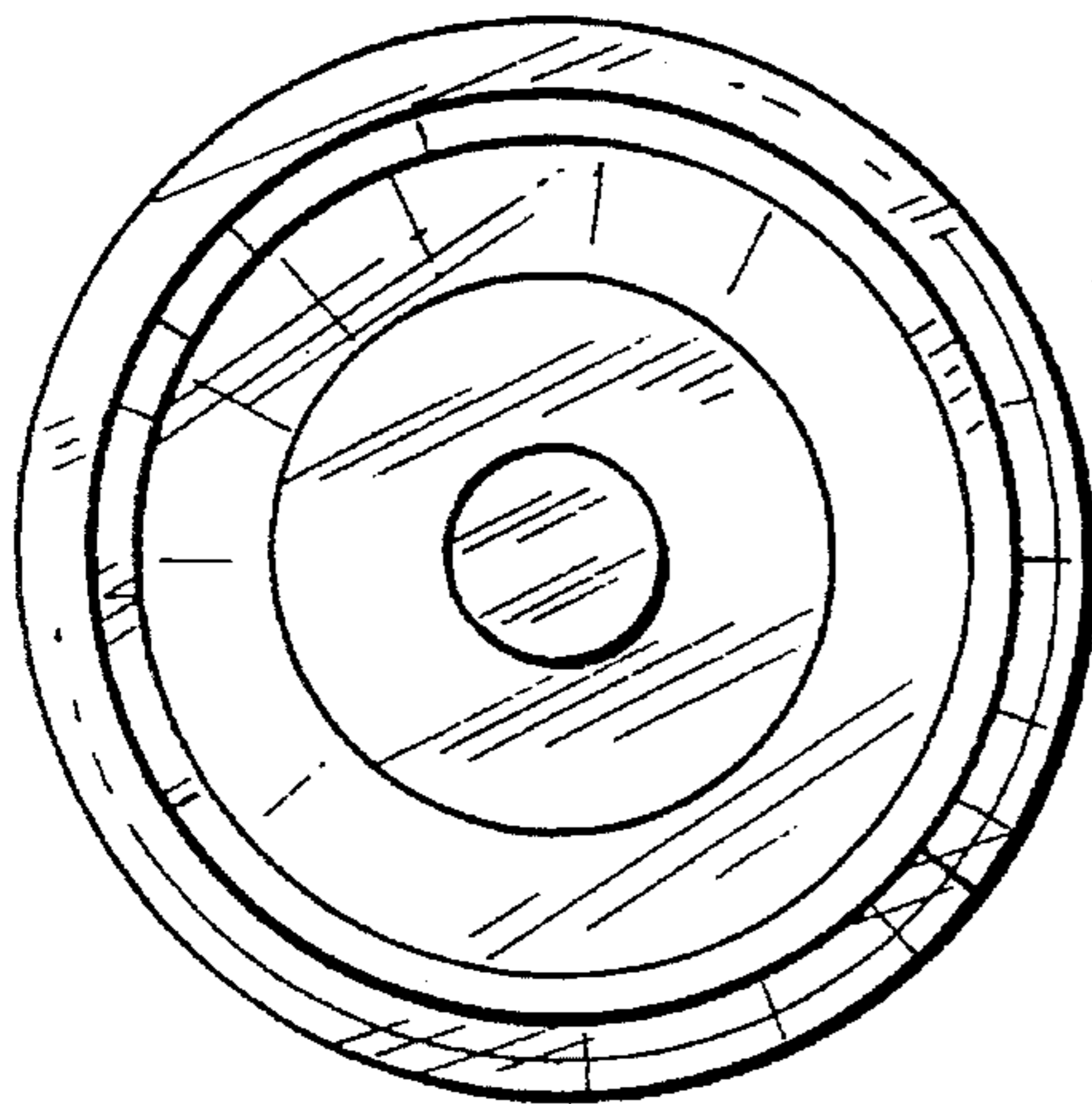


FIG. 4

