



US00D362641S

United States Patent [19]

[11] **Patent Number:** **Des. 362,641**

Testerman, II

[45] **Date of Patent:** ****Sep. 26, 1995**

[54] **BUOY** 546,057 9/1895 Richard D10/107

[76] **Inventor:** **James H. Testerman, II**, 3307 95th Dr. SE., Everett, Wash. 98205

Primary Examiner—A. Hugo Word
Assistant Examiner—Marcus Jackson
Attorney, Agent, or Firm—Graybeal Jackson Haley & Johnson

[**] **Term:** **14 Years**

[21] **Appl. No.:** **17,471**

[57] **CLAIM**

[22] **Filed:** **Jan. 14, 1994**

The ornamental design for a buoy, as shown and described.

[52] **U.S. Cl.** **D10/107**

DESCRIPTION

[58] **Field of Search** D10/104, 106,
D10/107, 121; 441/1, 3, 4, 6, 11, 13, 30;
116/107

FIG. 1 is a front elevational view of a buoy showing my new design, with the rear being a mirror image;
FIG. 2 is a side elevational view thereof, with the opposite side being a mirror image;
FIG. 3 is a bottom plan view;
FIG. 4 is a top plan view; and,
FIG. 5 is an enlarged perspective view as seen from the front, top and left side.

[56] **References Cited**

U.S. PATENT DOCUMENTS

D. 63,796	1/1924	Mulholland	D10/107
D. 203,485	1/1966	Shepherd	D10/107
D. 245,153	7/1977	Flor	D10/107
D. 320,950	10/1991	Bressler et al.	D10/107

1 Claim, 1 Drawing Sheet

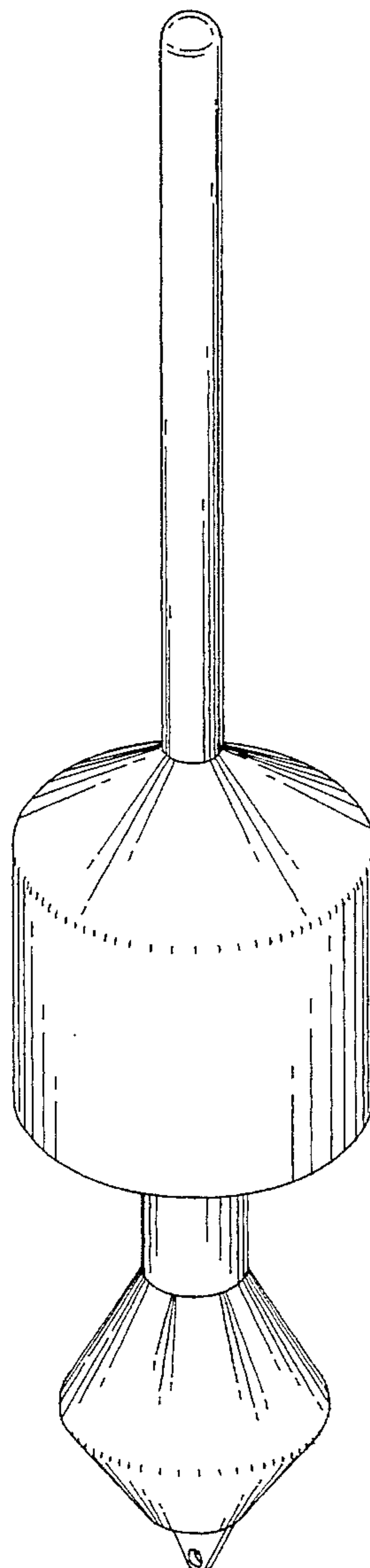


FIG. 1

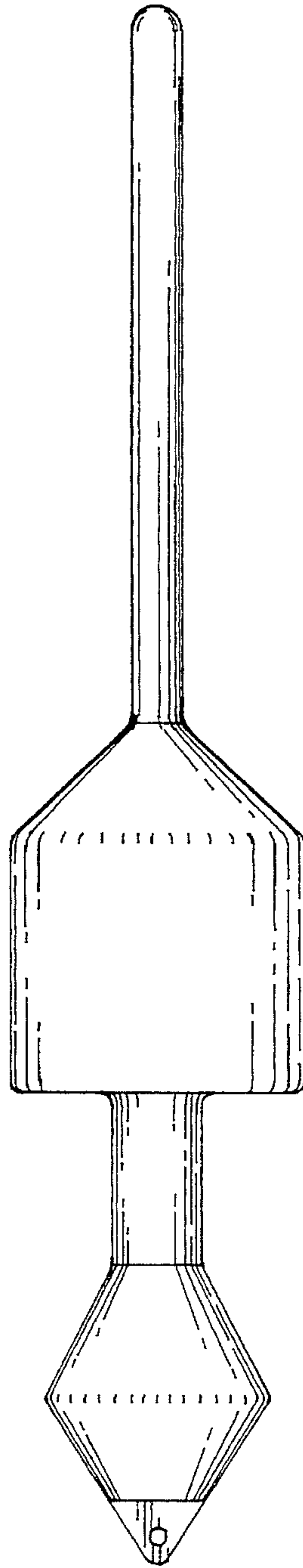


FIG. 2

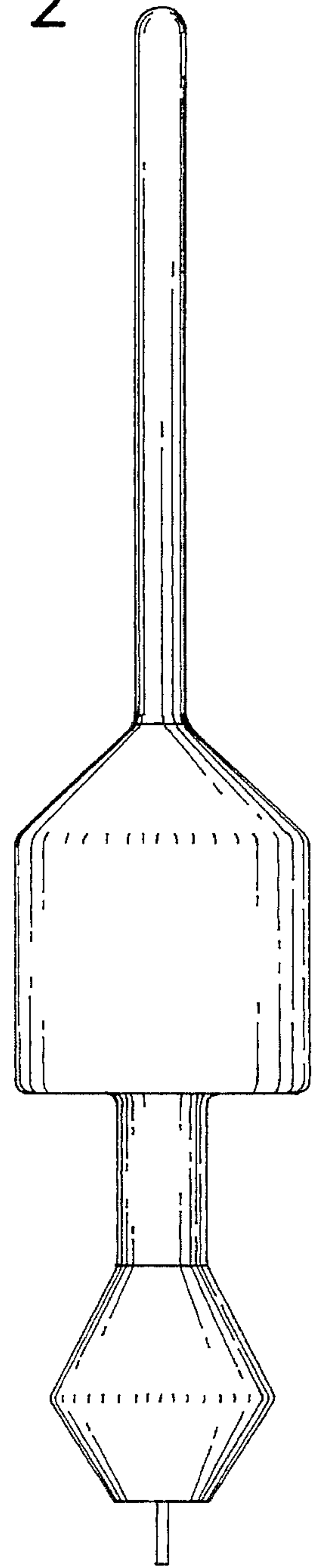


FIG. 5

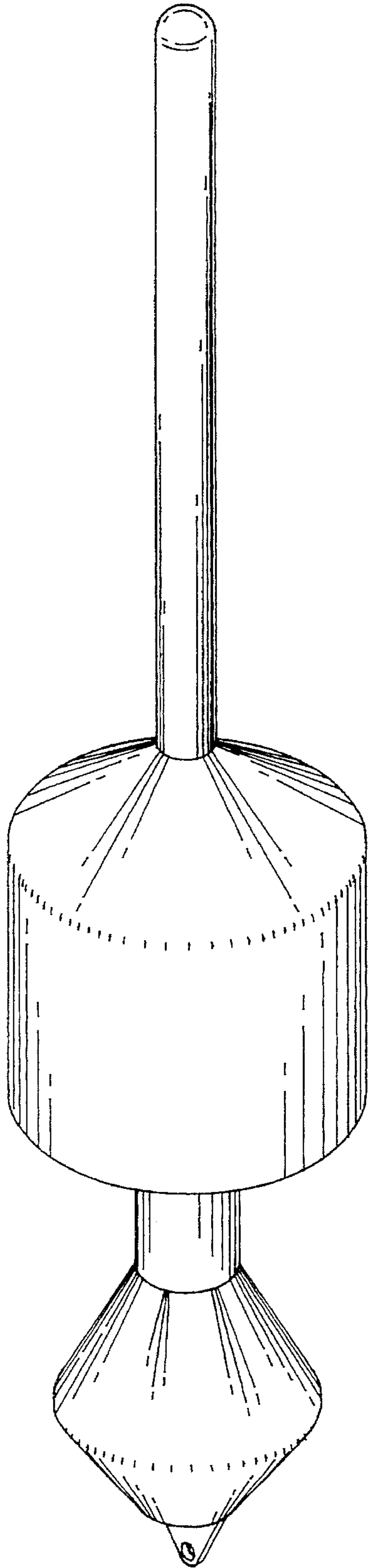


FIG. 3

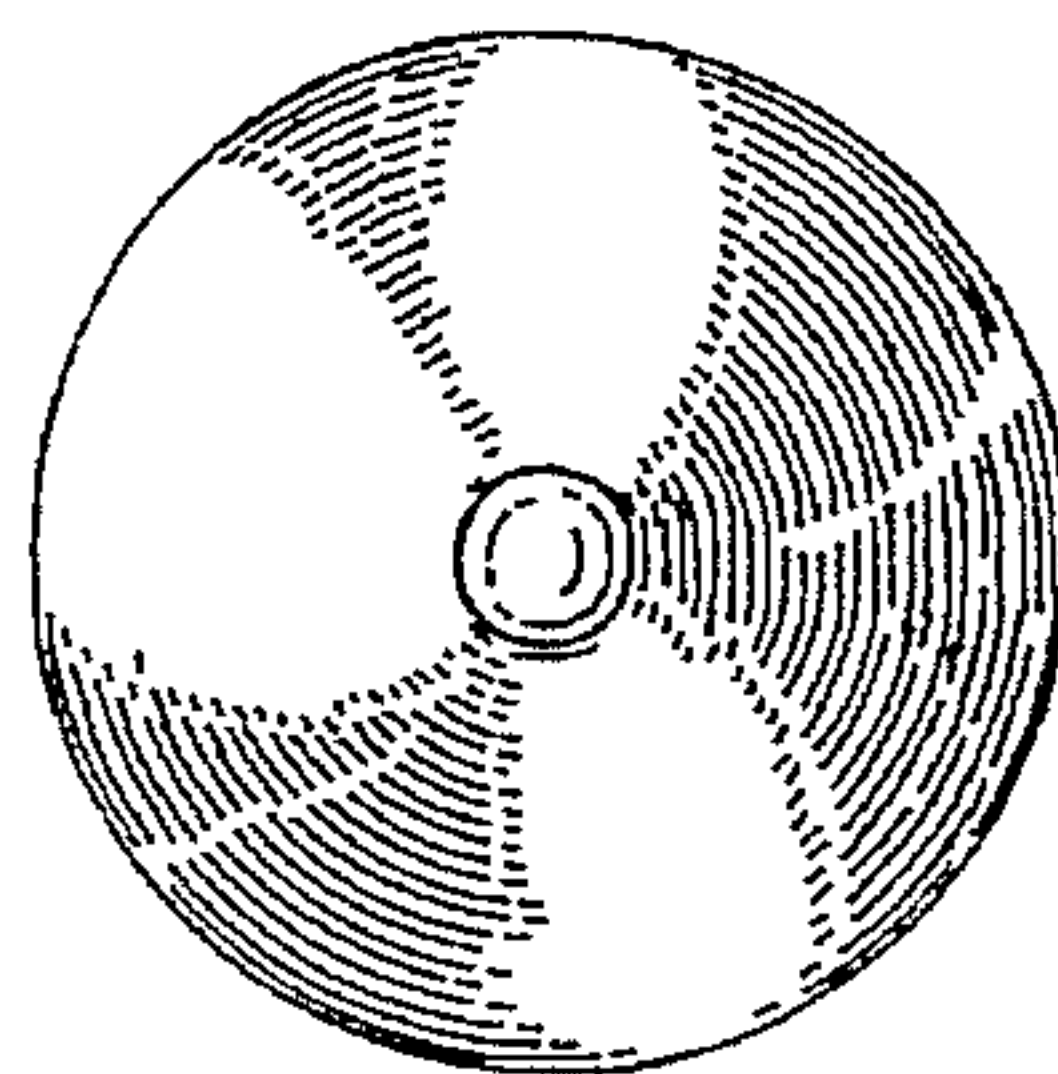


FIG. 4

