



US00D362633S

United States Patent [19]

[11] Patent Number: **Des. 362,633**

Bertolucci

[45] Date of Patent: ****Sep. 26, 1995**

[54] **WATCH**

D. 257,005	9/1980	Ruth	D10/38
D. 353,106	12/1994	Joanneret	D10/32 X
4,462,697	7/1984	Thompson	368/282

[75] Inventor: **Remo Bertolucci**, Neuchatel, Switzerland

OTHER PUBLICATIONS

[73] Assignee: **Bertolucci Distribution SA**, Neuchatel, Switzerland

Hong Kong Enterprise—Oct. 1990—p. 73—watches at top.
Jeweler's Circular-Keystone—Jun. 1981—p. 165—watch at bottom.

[**] Term: **14 Years**

Primary Examiner—Nelson C. Holtje
Attorney, Agent, or Firm—McGlew and Tuttle

[21] Appl. No.: **26,920**

[22] Filed: **Aug. 9, 1994**

[57] CLAIM

[30] Foreign Application Priority Data

The ornamental design for a watch, as shown and described.

Mar. 28, 1994 [CH] Switzerland DMA/002459

DESCRIPTION

[52] U.S. Cl. **D10/32; D10/39**

[58] Field of Search D10/1-40, 122-132;
368/223, 238, 232, 276-277, 280-282,
285; D11/3, 5, 12, 19-25


FIG. 1 is a front view of my watch design;
FIG. 2 is a back view of my watch design;
FIG. 3 is a left side view of my watch design;
FIG. 4 is a right side view of my watch design;
FIG. 5 is a bottom view of my watch design;
FIG. 6 is a top view of my watch design; and,
FIG. 7 is a perspective view of my watch design.

[56] References Cited

U.S. PATENT DOCUMENTS

D. 183,488	9/1958	Hurwitt	D10/126 X
D. 229,331	11/1973	Favre	D10/38

1 Claim, 7 Drawing Sheets






FIG. 1

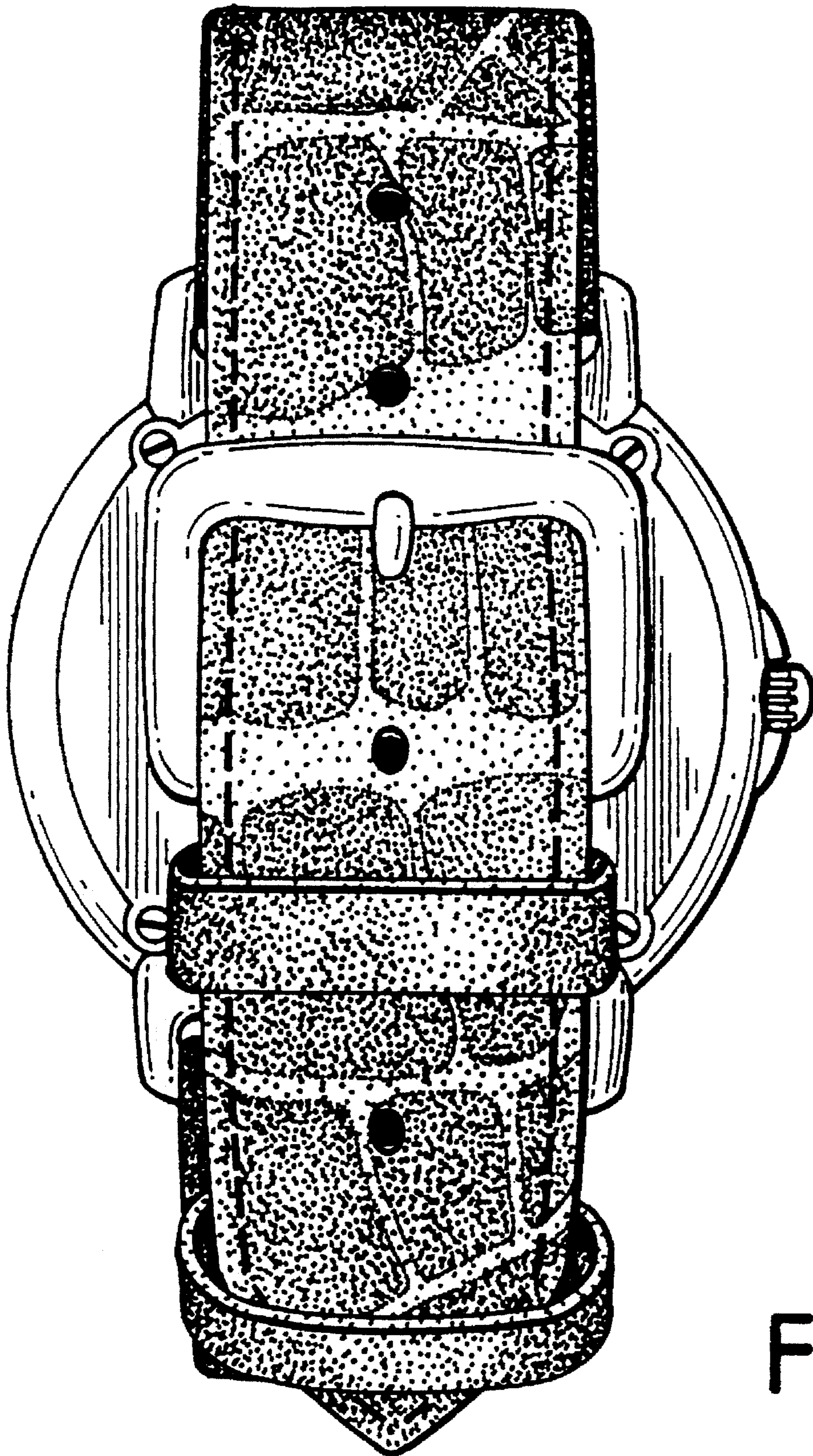


FIG. 2

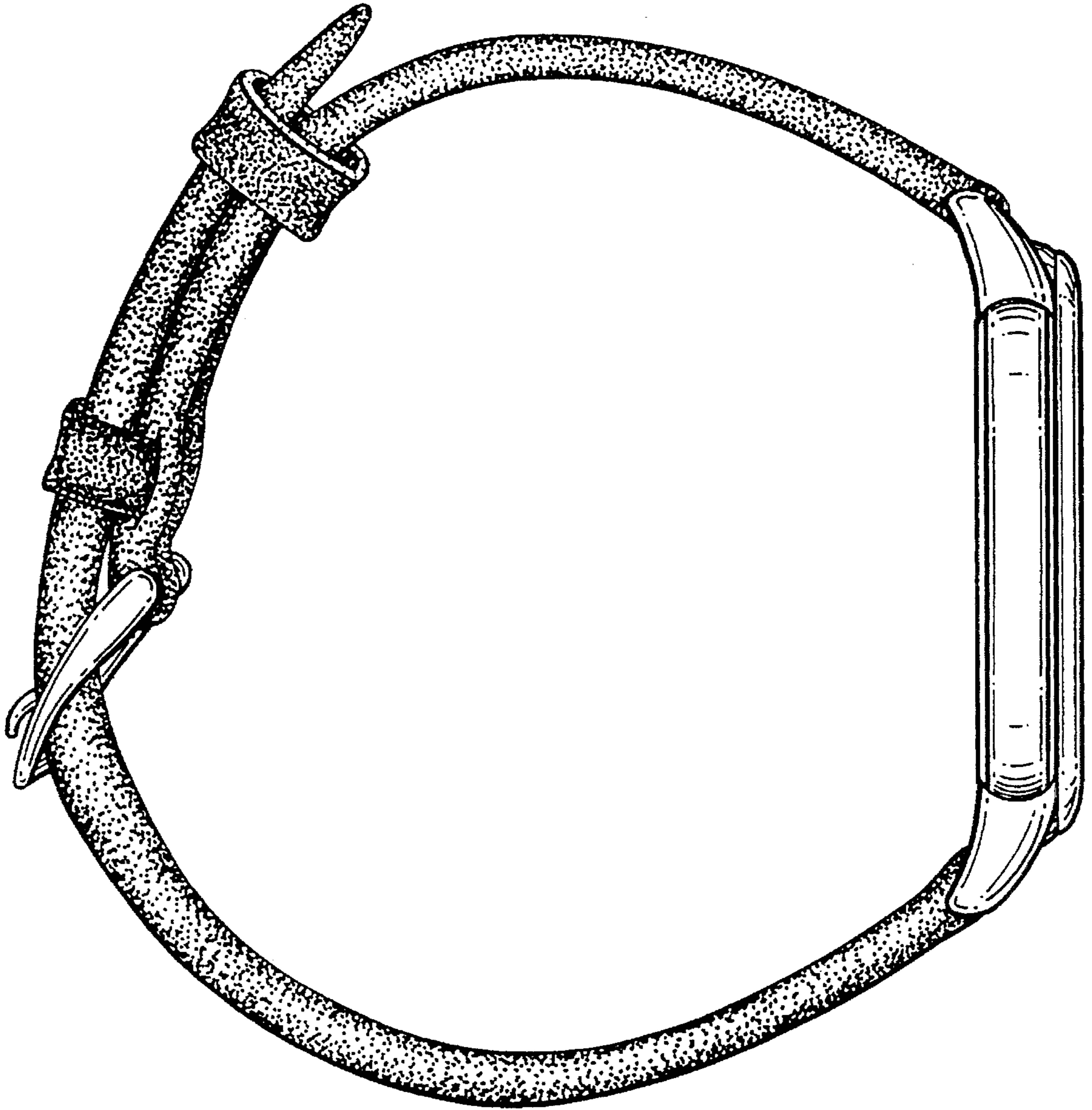


FIG. 3




FIG. 4

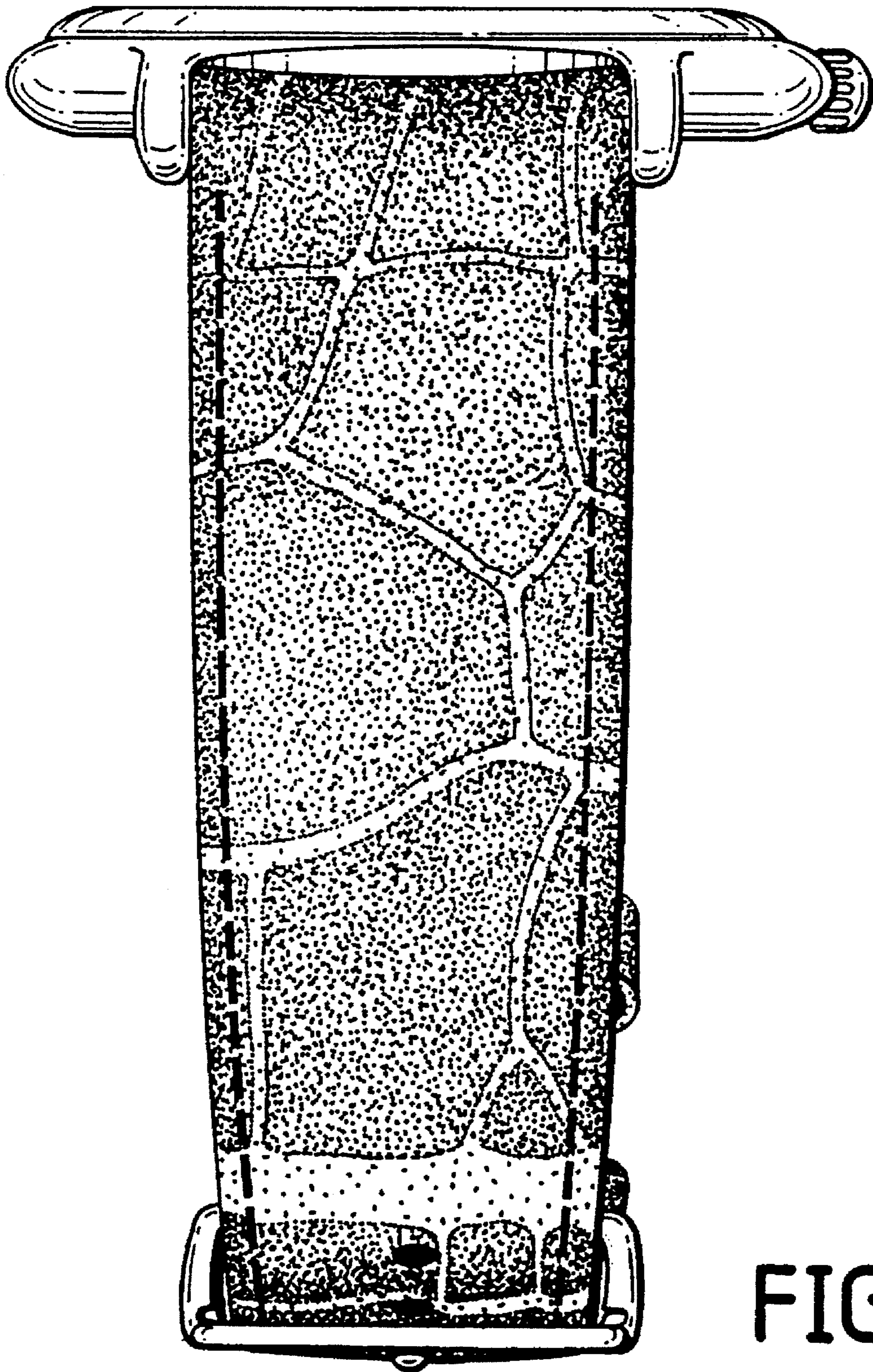


FIG. 5

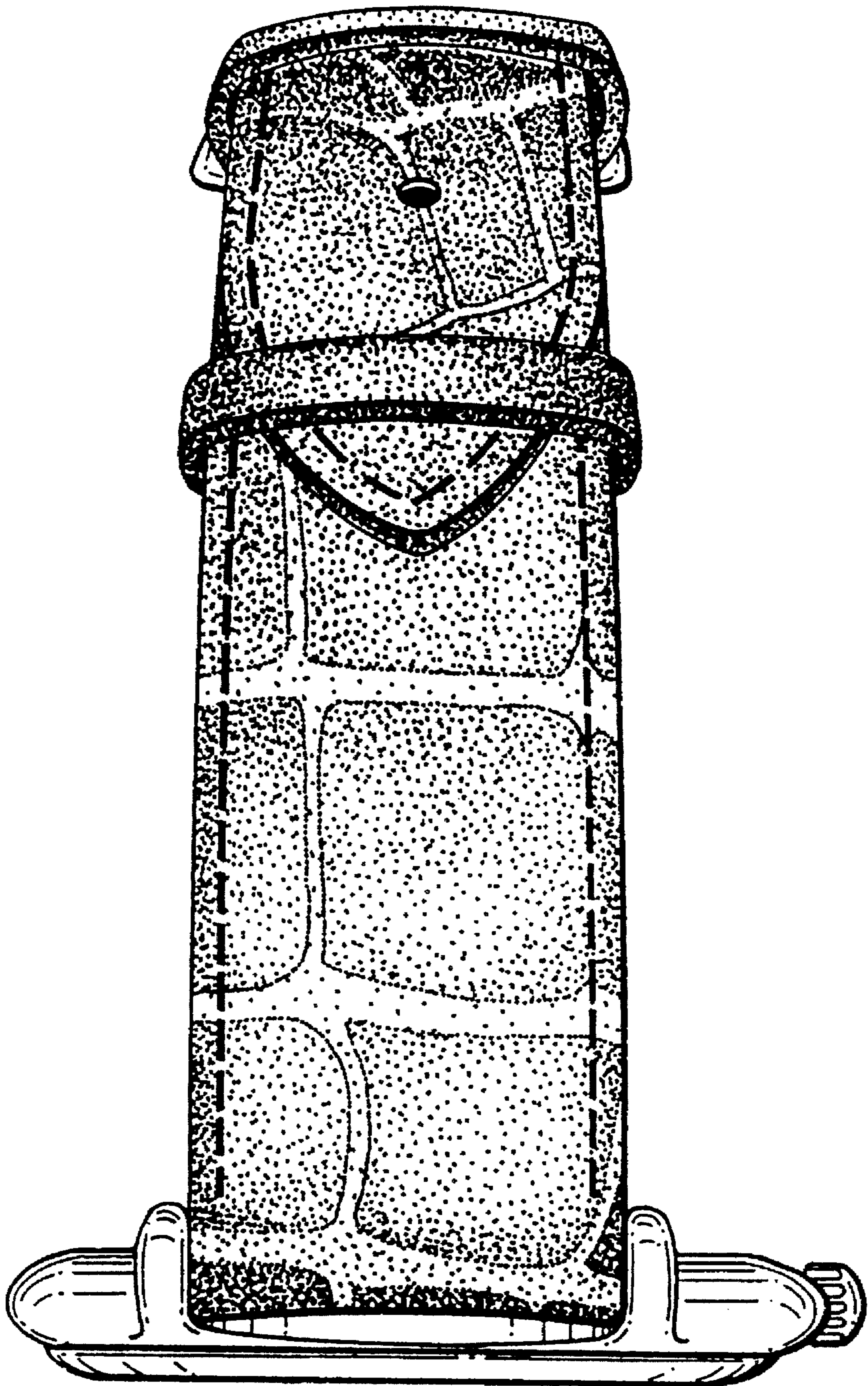


FIG. 6



FIG. 7