



US00D362631S

United States Patent [19]

[11] Patent Number: **Des. 362,631**

Riley

[45] Date of Patent: ****Sep. 26, 1995**

[54] WRISTWATCH CASE

OTHER PUBLICATIONS

[75] Inventor: **Judith R. Riley**, Goshen, Conn.

Jeweler's Circular—Keystone—Jul. 1987 p. 20—2 watches at bottom right.

[73] Assignee: **Timex Corporation**, Middlebury, Conn.

Primary Examiner—Nelson C. Holtje
Attorney, Agent, or Firm—William C. Crutcher

[**] Term: **14 Years**

[57] CLAIM

[21] Appl. No.: **32,477**

The ornamental design for a wristwatch case, as shown and described.

[22] Filed: **Dec. 19, 1994**

[52] U.S. Cl. **D10/30; D10/38**

DESCRIPTION

[58] Field of Search D10/1-40, 122-132;
368/280-282, 276-277, 285

FIG. 1 is a top plan view of my improved wristwatch case; FIG. 2 is a left side elevational view; FIG. 3 is a right side elevational view; FIG. 4 is an inverted rear and elevational view; FIG. 5 is a front end elevational view; FIG. 6 is a bottom plan view; and, FIG. 7 is a top, front and left side perspective view.

[56] References Cited

U.S. PATENT DOCUMENTS

D. 305,411	1/1990	Atagi	D10/31
D. 349,062	7/1994	Goto	D10/39
D. 355,615	2/1995	Atagi	D10/30
D. 357,192	4/1995	Schneider	D10/32

1 Claim, 1 Drawing Sheet






Fig. 4

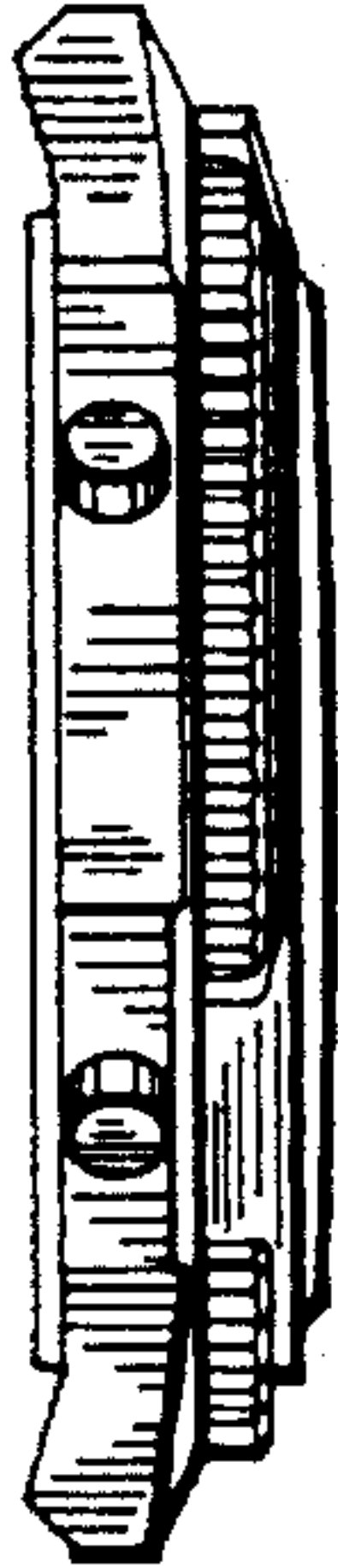


Fig. 2




Fig. 1

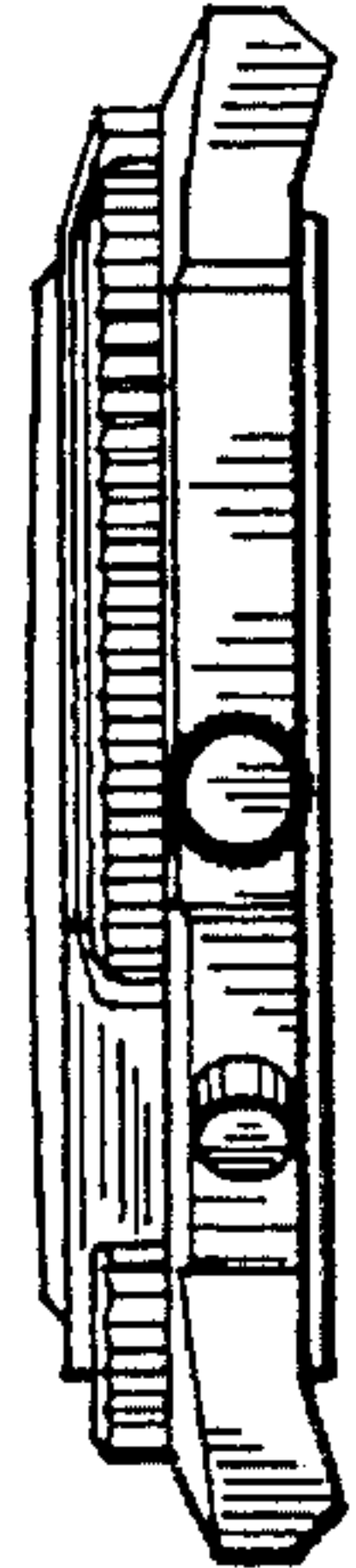


Fig. 3



Fig. 5

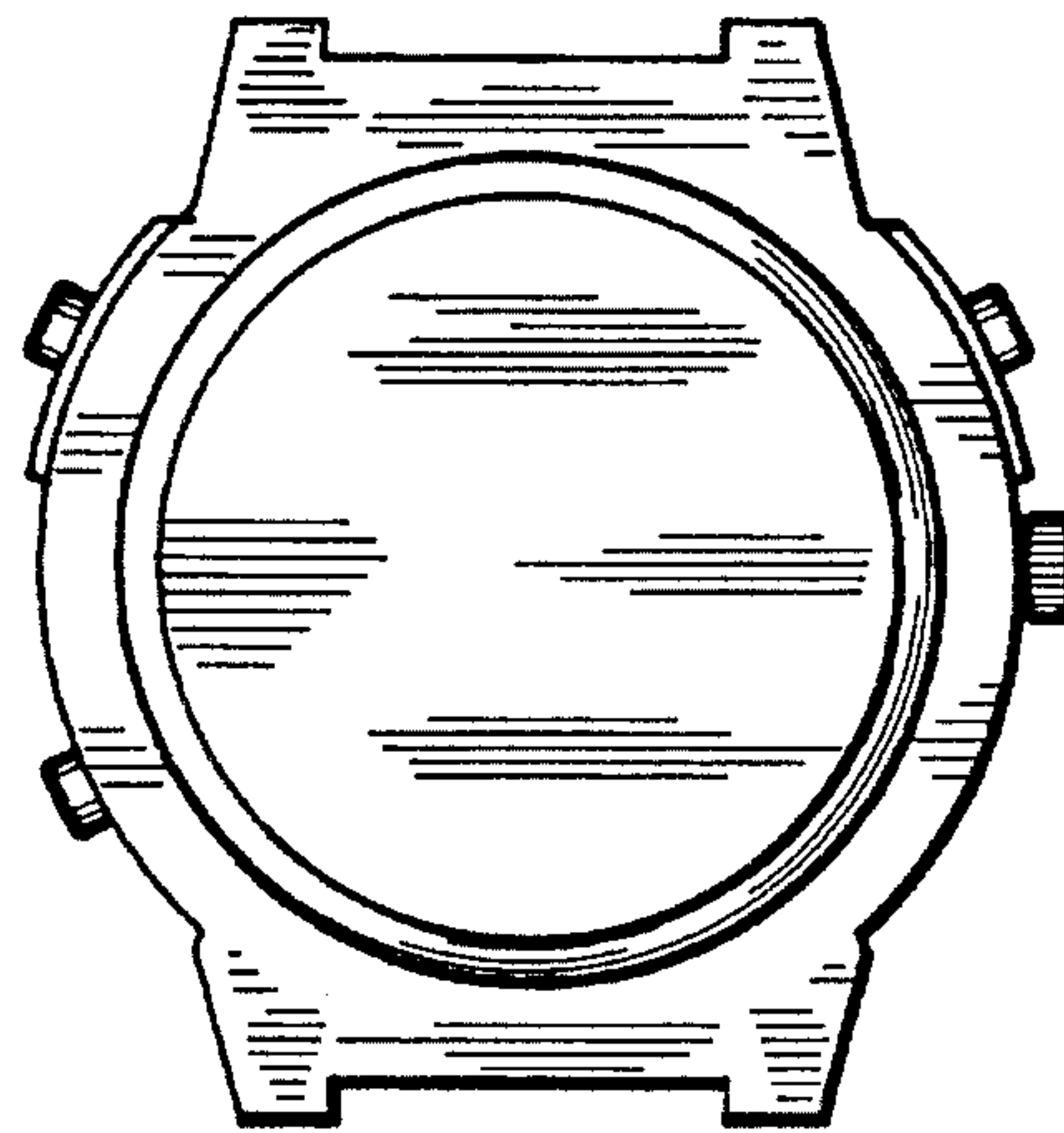


Fig. 6

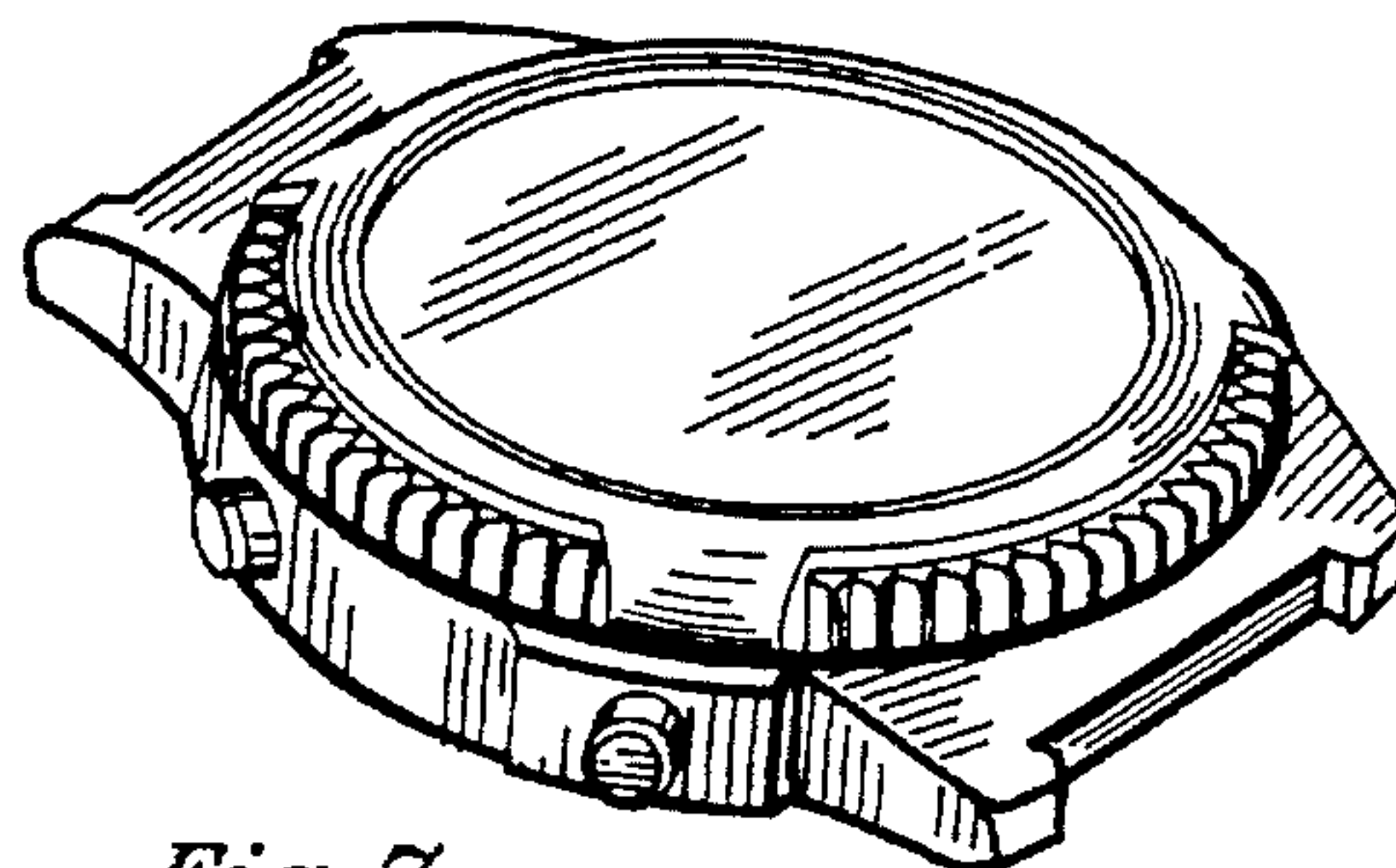


Fig. 7