



US00D362630S

# United States Patent [19] Riley

[11] Patent Number: **Des. 362,630**

[45] Date of Patent: **\*\*Sep. 26, 1995**

[54] **WRISTWATCH CASE**

- [75] Inventor: **Judith R. Riley**, Goshen, Conn.
- [73] Assignee: **Timex Corporation**, Middlebury, Conn.
- [\*\*] Term: **14 Years**
- [21] Appl. No.: **32,466**
- [22] Filed: **Dec. 19, 1994**
- [52] U.S. Cl. .... **D10/30; D10/30**
- [58] Field of Search ..... **D10/1-40, 122-132; 368/280-282, 276-277, 285**

[56] **References Cited**

**U.S. PATENT DOCUMENTS**

D. 320,749	10/1991	Tsukahara	.....	D10/30	X
D. 355,376	2/1995	Nakai	.....	D10/30	X
D. 357,635	4/1995	Riley	.....	D10/30	
D. 357,636	4/1995	Riley	.....	D10/30	

**OTHER PUBLICATIONS**

*European Jeweler*—Feb. 1983—p. 89—watches at top center.  
*Jeweler's Circular Keystone*—Jul. 1978—p. 252—watch at top-left.  
*Primary Examiner*—Nelson C. Holtje  
*Attorney, Agent, or Firm*—William C. Crutcher


[57] **CLAIM**

The ornamental design for a wristwatch case, as shown and described.

**DESCRIPTION**


FIG. 1 is a top plan view of my improved wristwatch case;  
 FIG. 2 is a left side elevational view;  
 FIG. 3 is a right side elevational view;  
 FIG. 4 is an inverted rear end elevational view;  
 FIG. 5 is a front end elevational view;  
 FIG. 6 is a bottom plan view; and,  
 FIG. 7 is a top, front and left side perspective view.

**1 Claim, 1 Drawing Sheet**






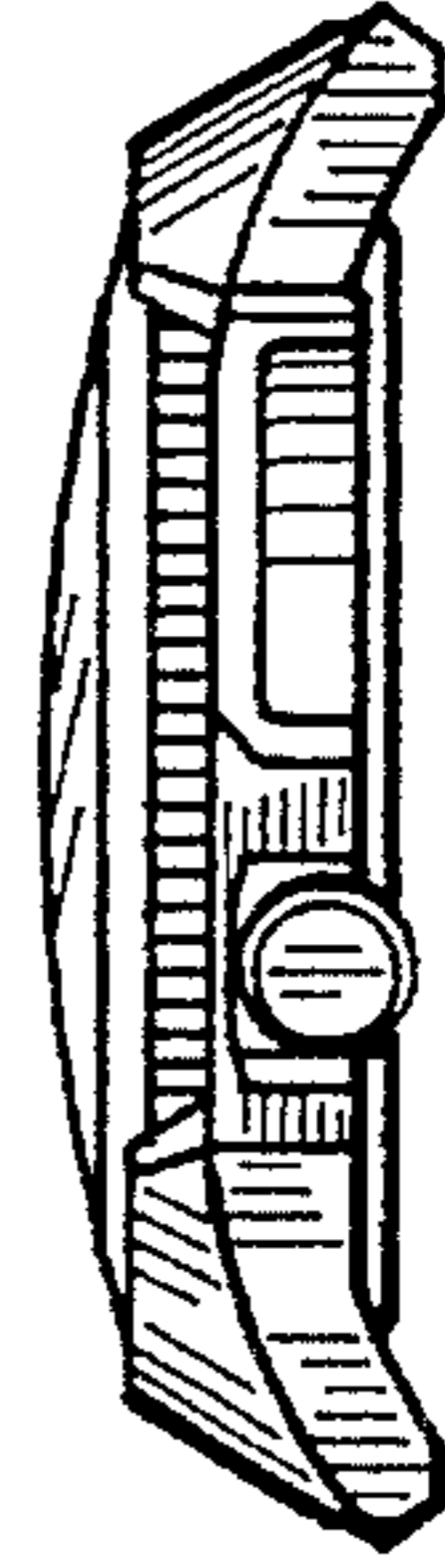
*Fig. 4*




*Fig. 2*



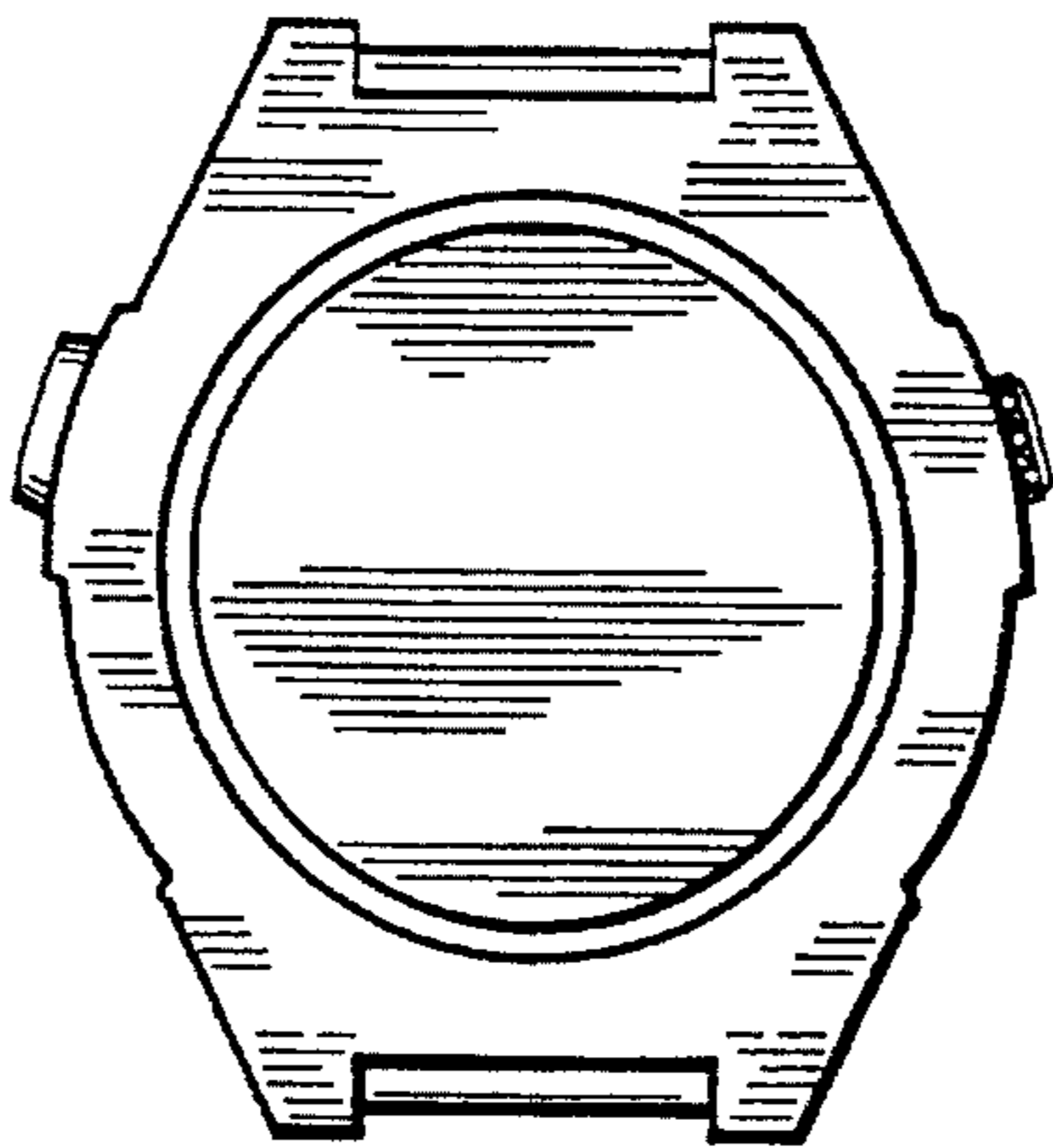
*Fig. 1*



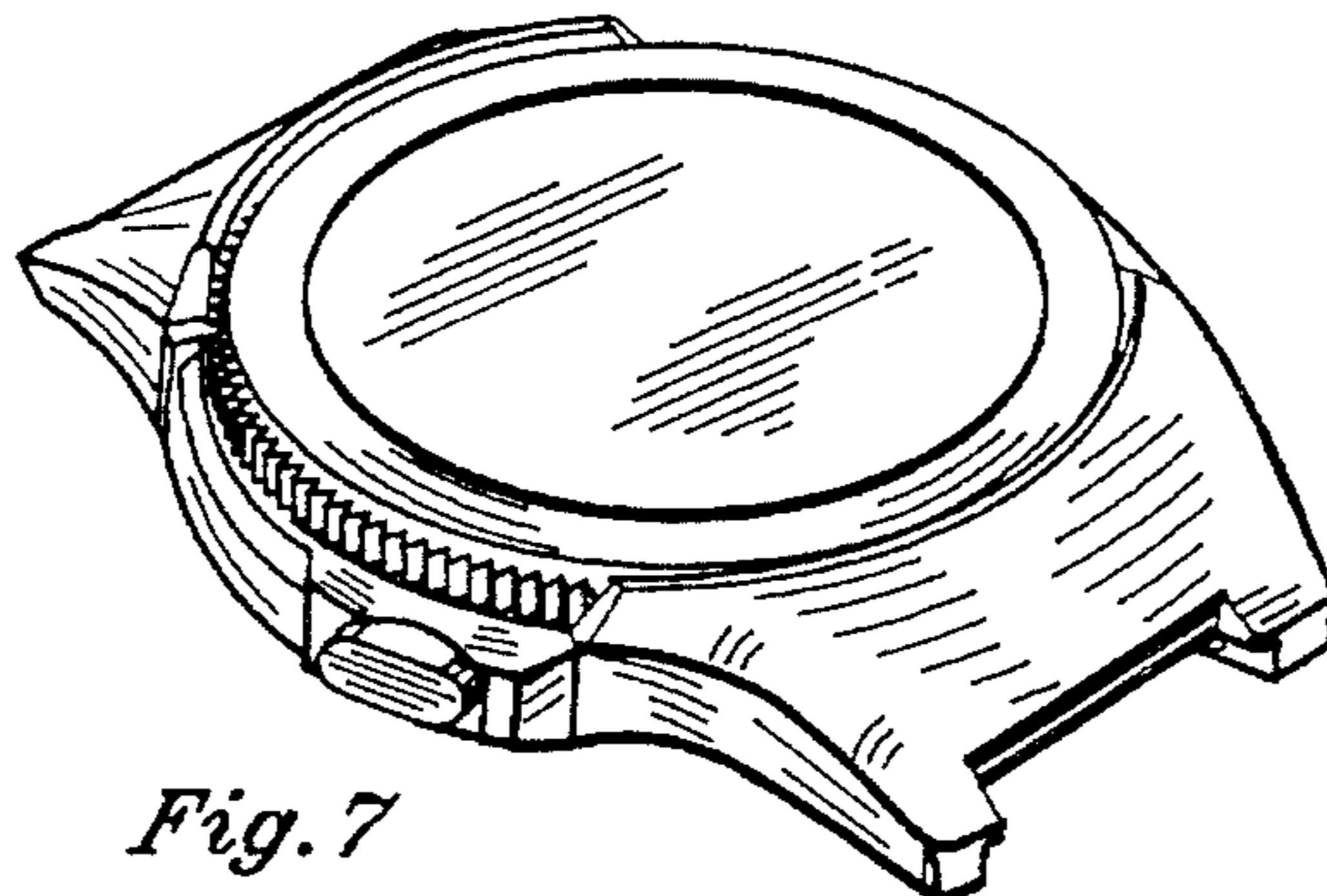
*Fig. 3*



*Fig. 5*



*Fig. 6*



*Fig. 7*