



US00D362629S

# United States Patent [19]

[11] Patent Number: **Des. 362,629**

Muller

[45] Date of Patent: **\*\*Sep. 26, 1995**

[54] **WATCHCASE**

[75] Inventor: **Philippe Muller**, Aniere, Switzerland

[73] Assignee: **Exaequo S.A.**, Genva, Switzerland

[\*\*] Term: **14 Years**

[21] Appl. No.: **29,467**

[22] Filed: **Oct. 6, 1994**

[30] **Foreign Application Priority Data**

Apr. 13, 1994 [CH] Switzerland ..... 121257

[52] U.S. Cl. .... **D10/30; D10/39**

[58] Field of Search ..... D10/1-40, 122-132;  
368/280-282, 276-277, 285

[56] **References Cited**

**U.S. PATENT DOCUMENTS**

- D. 48,268 12/1915 Wachter ..... D10/32 X
- D. 311,693 10/1990 Woomer ..... D10/39
- D. 336,859 6/1993 Muller ..... D10/30

**OTHER PUBLICATIONS**

*Jeweler's Circular-Keystone*-Nov. 1987-p. 116-watch at bottom-left.

*Jeweler's Circular-Keystone*-Feb. 1979-p. 178-watch at middle.

Primary Examiner—Nelson C. Holtje  
Attorney, Agent, or Firm—Cohen, Pontani, Lieberman, Pavane

[57] **CLAIM**

The ornamental design for a watchcase, as shown and described.

**DESCRIPTION**

FIG. 1 is a front perspective view of a watchcase showing my new design, with the broken line showing of watchbands being for environment only and forming no part of the claimed design;

FIG. 2 is a front plan view thereof;

FIG. 3 is a right side view thereof;

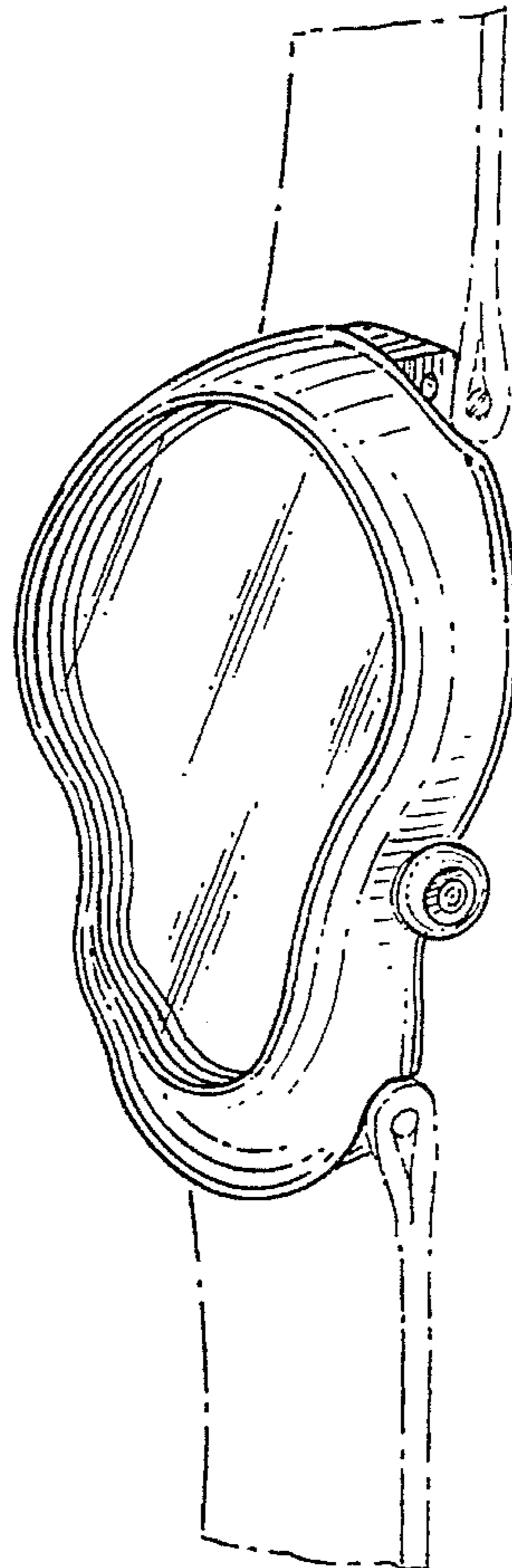
FIG. 4 is a top view thereof;

FIG. 5 is a left side view thereof;

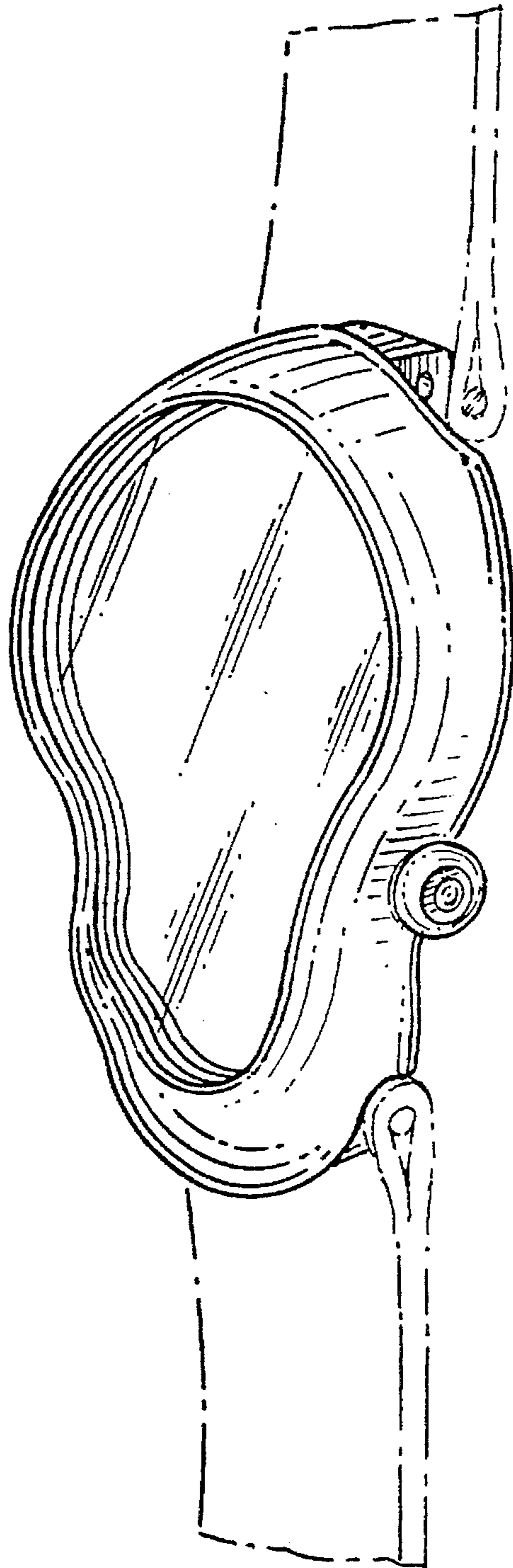
FIG. 6 is a rear plan view thereof; and,

FIG. 7 is a bottom view thereof.

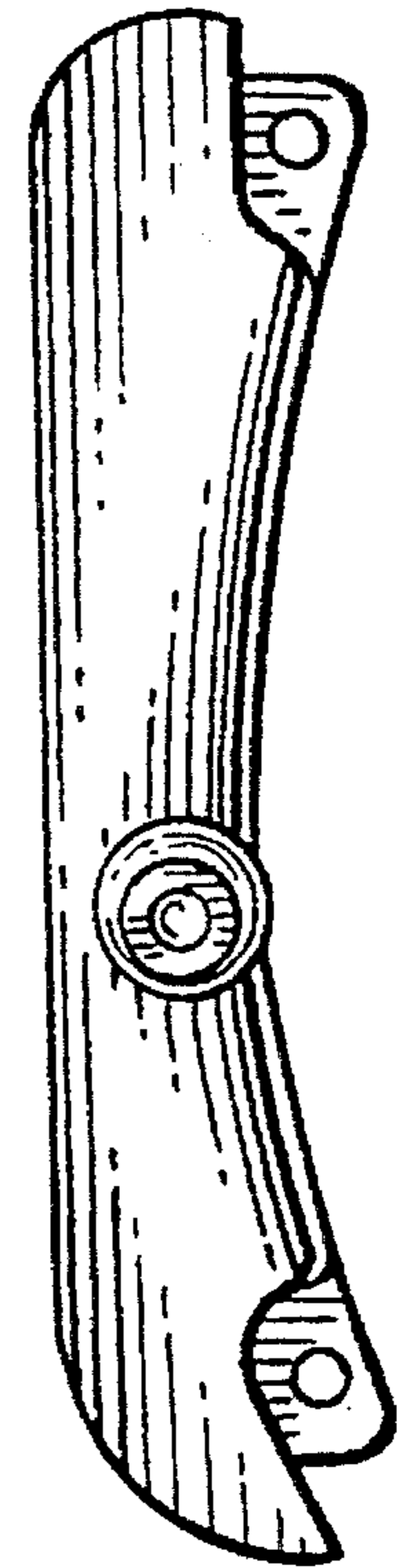
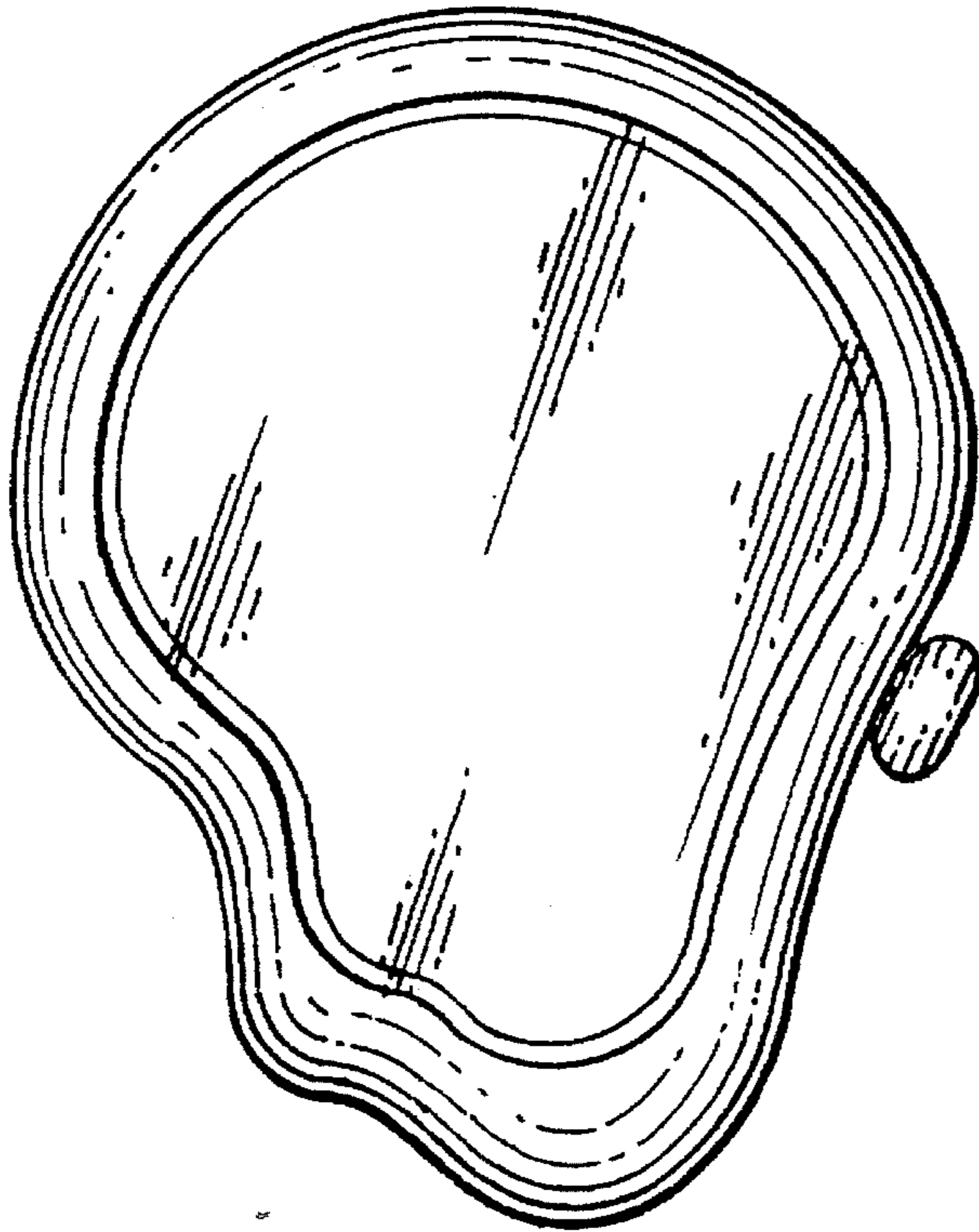
**1 Claim, 3 Drawing Sheets**




*FIG. 1*



*FIG. 2*

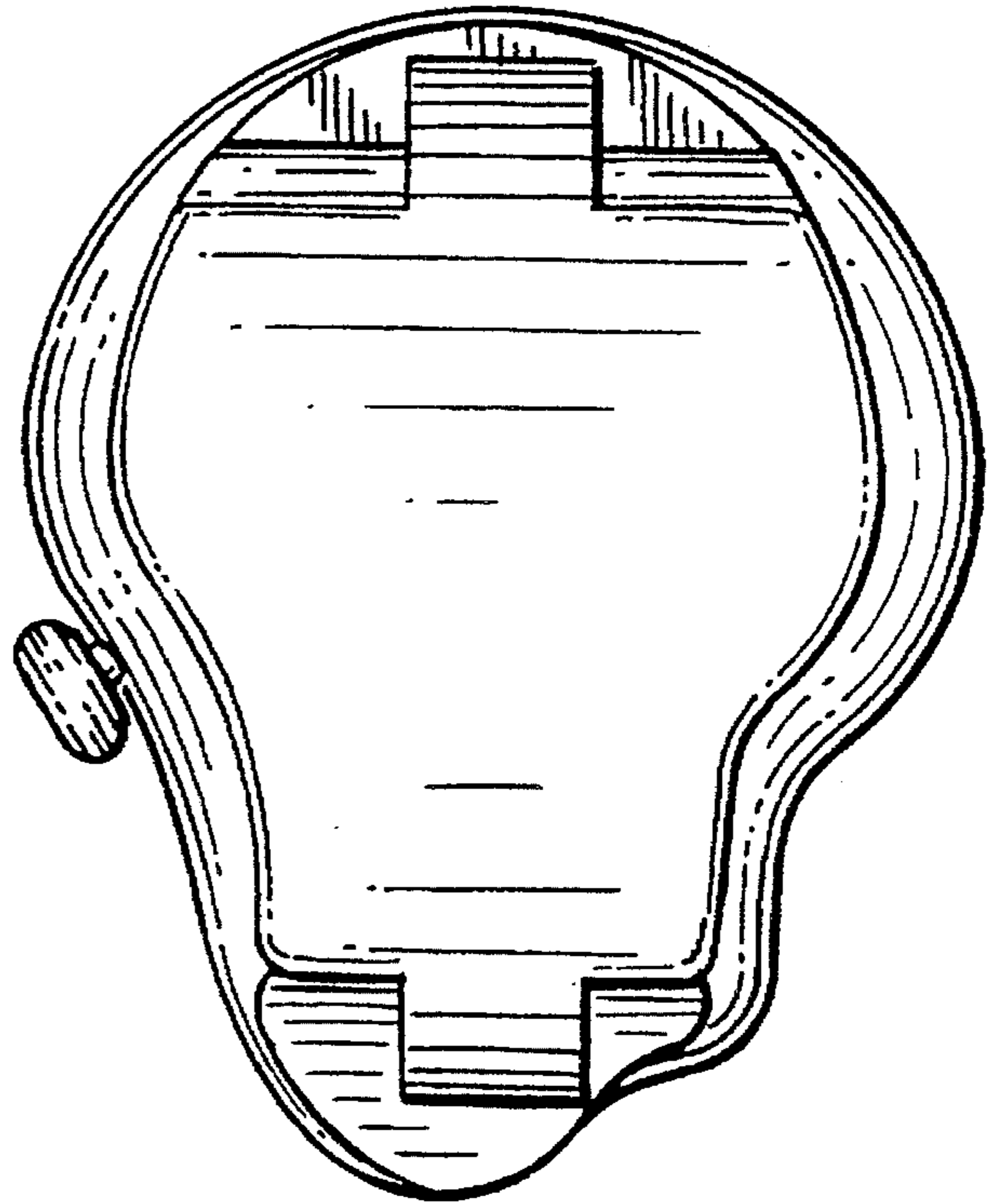


*FIG. 3*



*FIG. 4*

*FIG. 5*



*FIG. 6*

*FIG. 7*

