



US00D362610S

United States Patent [19]

[11] **Patent Number:** **Des. 362,610**

Ellis et al.

[45] **Date of Patent:** ****Sep. 26, 1995**

[54] **HANDLESET**

Baldwin Narrow Backset Mortise Locks Brochure, ©1978; front cover; Handleset on left.

[75] Inventors: **Philip C. Ellis**, Reading; **Martin S. Van Doren**, Sinking Spring, both of Pa.

Primary Examiner—B. J. Bullock
Attorney, Agent, or Firm—Edgar A. Zarins; Malcolm L. Sutherland

[73] Assignee: **Baldwin Hardware Corporation**, Reading, Pa.

[**] Term: **14 Years**

[57] CLAIM

[21] Appl. No.: **19,634**

The ornamental design for a handleset, as shown and described.

[22] Filed: **Mar. 7, 1994**

[52] U.S. Cl. **D8/302; D8/319; D8/350**

DESCRIPTION

[58] **Field of Search** D8/301, 302, 307, D8/308, 310, 350, 315-320; 16/110 R, 121, 125; 70/452; 292/336.3

FIG. 1 is a perspective view of a handleset showing our new design;

[56] References Cited

FIG. 2 is a reduced front elevational view thereof, the rear being unornamented;

U.S. PATENT DOCUMENTS

D. 261,857 11/1981 Valli D8/301

FIG. 3 is a left side elevational view thereof, the right side being a mirror image;

OTHER PUBLICATIONS


J. C. De Jong & Co. Cat. 704; Apr. 1, 1970; p. A-7; Handleset 988.

H. Pfanstiel Hardware Co. Cat.; 1968-1990; p. 3, Handleset (left upper corner).

FIG. 4 is a top plan view thereof; and,

FIG. 5 is a bottom plan view thereof.

1 Claim, 2 Drawing Sheets






Fig-1

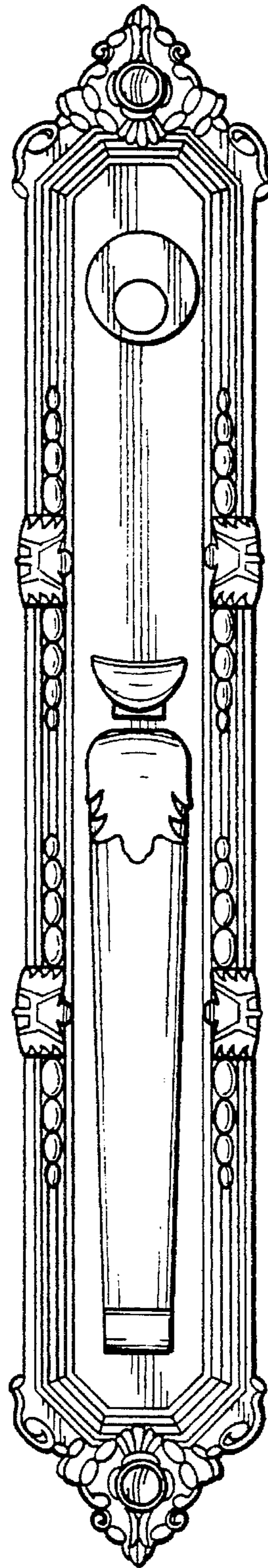


Fig-2

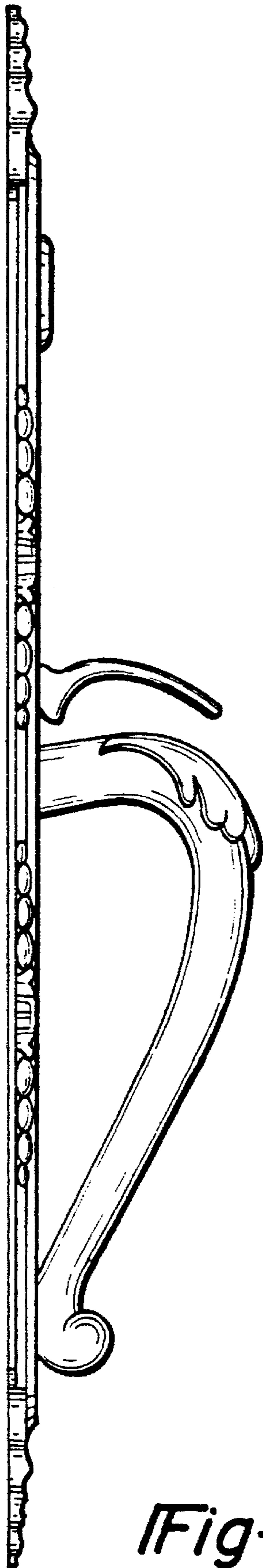


Fig-3

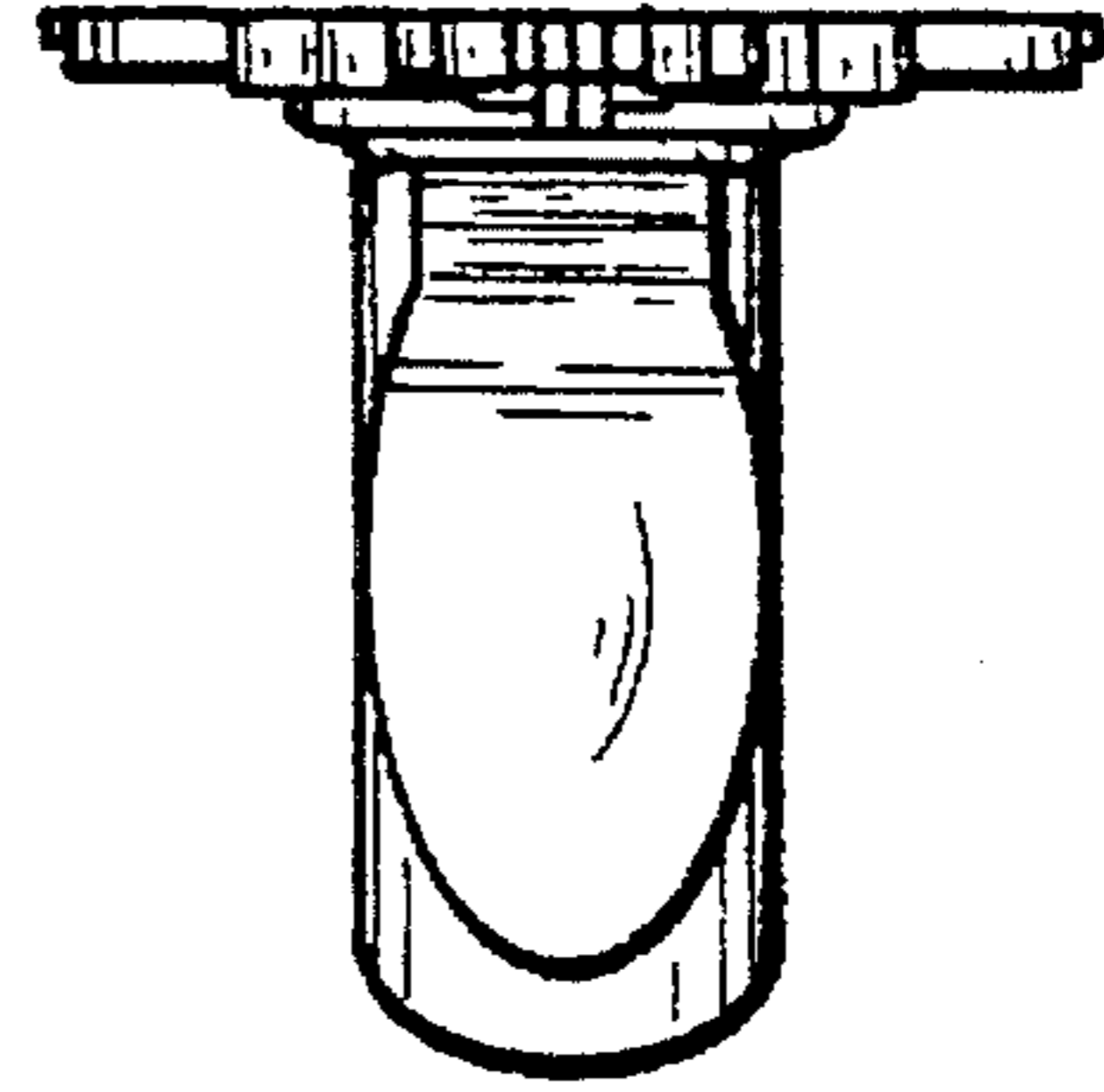


Fig-4




Fig-5