



US00D362604S

United States Patent [19]

[11] Patent Number: **Des. 362,604**

White et al.

[45] Date of Patent: ****Sep. 26, 1995**

[54] **CAULKING TOOL**

[75] Inventors: **William White; Julie White**, both of Indian Harbor Beach, Fla.

[73] Assignee: **Myro, Inc.**, Milwaukee, Wis.

[**] Term: **14 Years**

[21] Appl. No.: **18,242**

[22] Filed: **Jan. 31, 1994**

[52] U.S. Cl. **D8/45; D8/19**

[58] **Field of Search** D8/14, 16, 19, D8/45, 499; 81/441, 488; 470/205; 7/143; 15/235.3-235.7, 105.5, 236.01, 236.05, 236.07; 425/87, 105, 458

[56] **References Cited**

U.S. PATENT DOCUMENTS

D. 24,042	2/1895	Palmer	D10/64
D. 32,876	6/1900	Ward	D8/19
D. 207,184	3/1967	Williams	D8/19
D. 332,901	2/1993	Campbell	.	

1,211,098	1/1917	Darrin	.	
3,080,593	3/1963	Wilson	15/236.07 X
4,167,056	9/1979	Nattel	D8/19 X
4,698,870	10/1987	Clark	.	
5,075,916	12/1991	Englehart	.	

Primary Examiner—Ted Shooman
Assistant Examiner—Richelle Shelton
Attorney, Agent, or Firm—Quarles & Brady

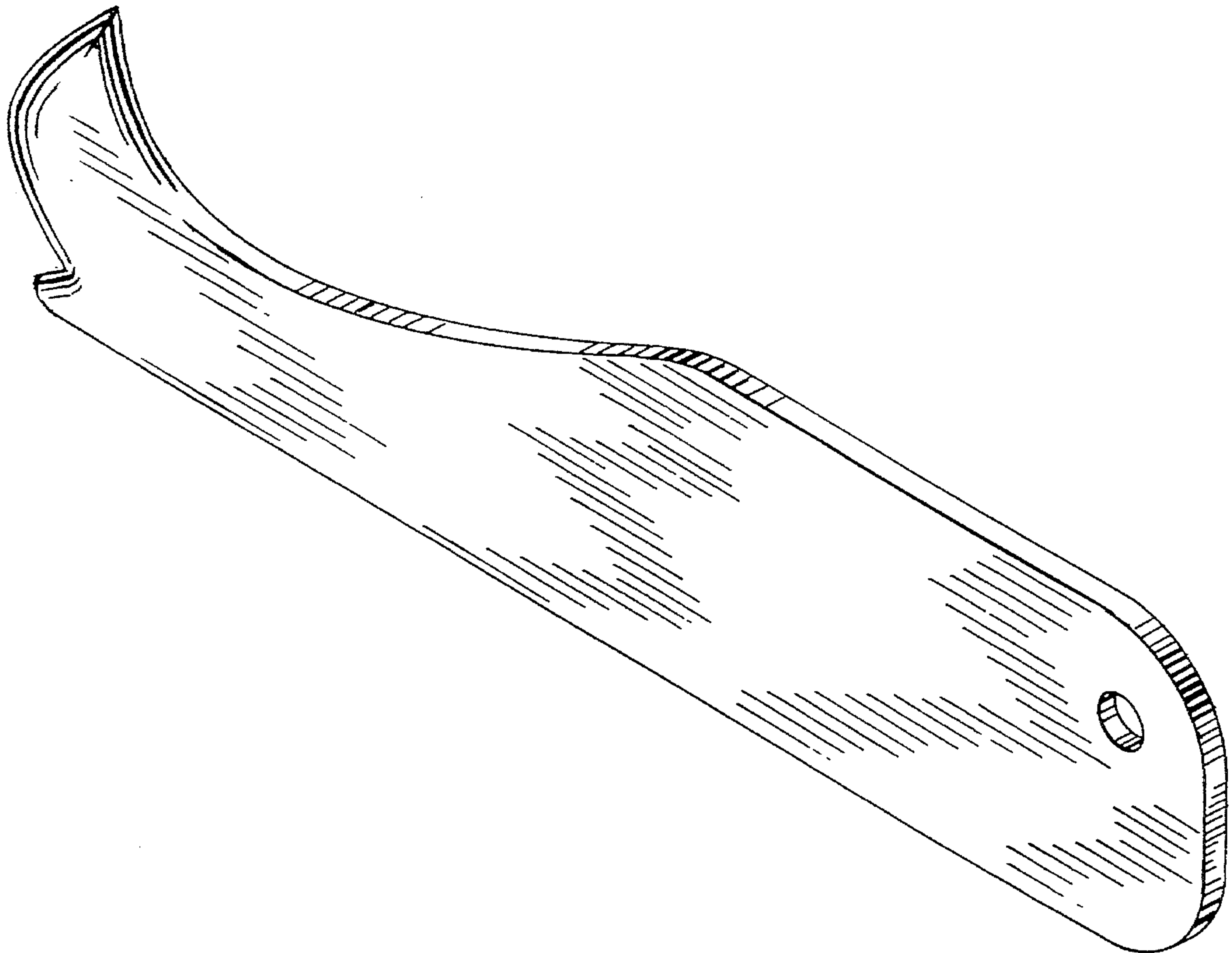
[57] **CLAIM**

The ornamental design for a caulking tool, as shown and described.

DESCRIPTION

FIG. 1 is an isometric view of a caulking tool showing my new design;
FIG. 2 is a left side elevation view thereof;
FIG. 3 is a right side elevation view thereof;
FIG. 4 is a front elevation view thereof;
FIG. 5 is a rear elevation view thereof;
FIG. 6 is a top plan view thereof; and,
FIG. 7 is a bottom plan view thereof.

1 Claim, 2 Drawing Sheets



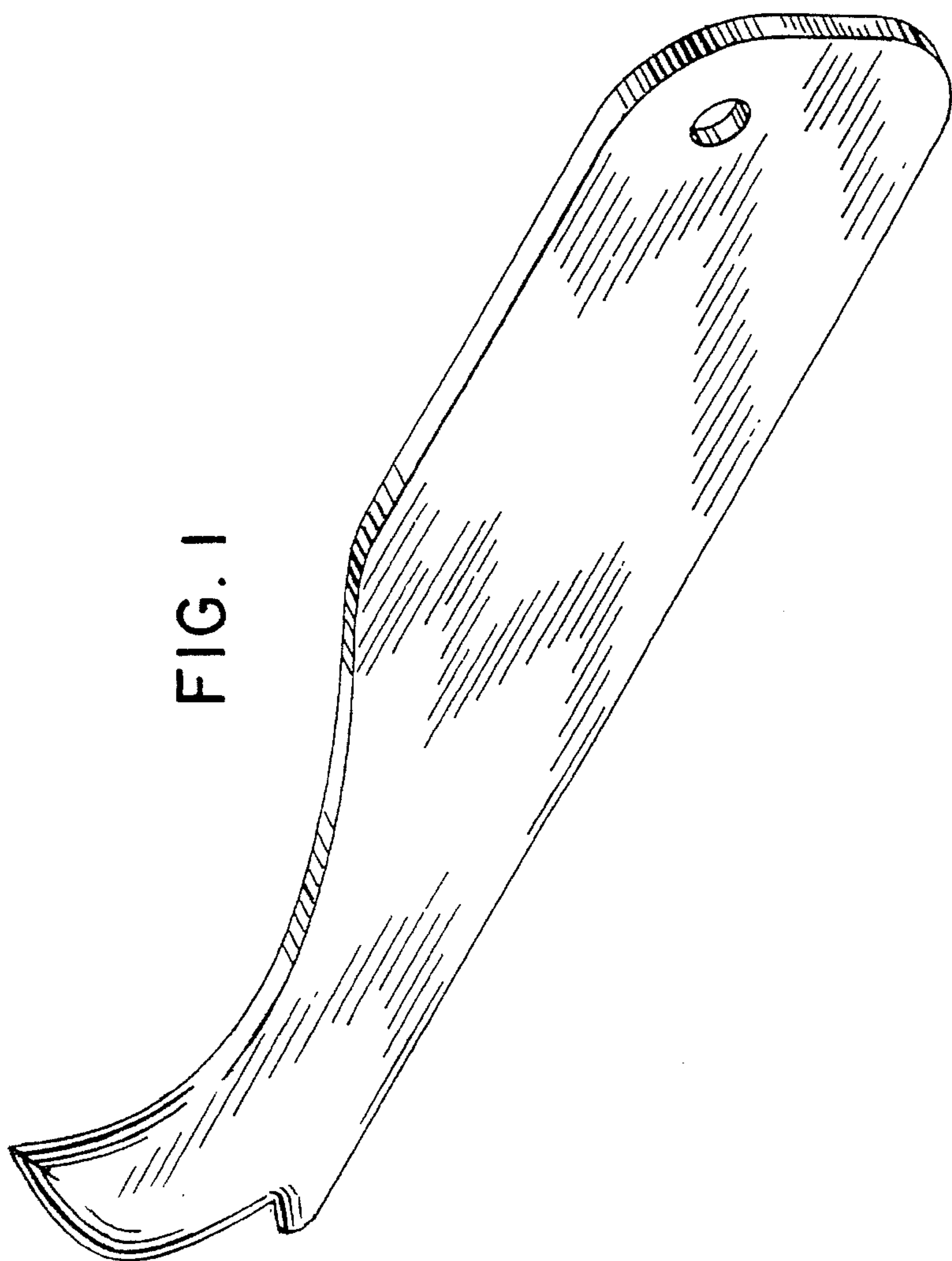


FIG. 1




FIG. 4




FIG. 5

FIG. 6



FIG. 7



FIG.2

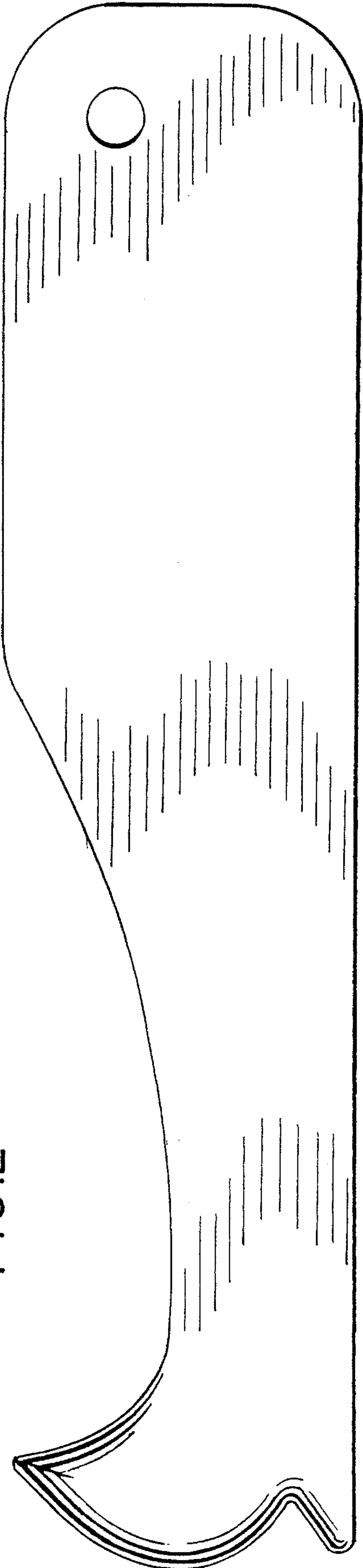


FIG.3

