



US00D362601S

United States Patent [19]

[11] Patent Number: **Des. 362,601**

Jackson

[45] Date of Patent: ****Sep. 26, 1995**

[54] **SOD-CUTTING SPADE**
[76] Inventor: **Herbert W. Jackson**, 30 Old
Piscataqua Rd., Durham, N.H.
03824-3307

3,015,930 1/1962 Campbell 56/239
3,517,752 6/1970 Glee .
3,643,744 2/1972 Turnquist 172/372
4,129,327 12/1978 Moore, Jr. .
5,054,830 10/1991 Nisenbaum .

[**] Term: **14 Years**

FOREIGN PATENT DOCUMENTS

24087 8/1950 Finland 294/49

[21] Appl. No.: **30,080**

Primary Examiner—A. Hugo Word
Assistant Examiner—Holly Baynham

[22] Filed: **Oct. 21, 1994**

[52] U.S. Cl. **D8/9**

[57] CLAIM

[58] Field of Search D8/10, 9, 11; 7/114-116;
172/371-372, 375-376; 294/49

The ornamental design for the sod-cutting spade, as shown and described.

[56] References Cited

DESCRIPTION

U.S. PATENT DOCUMENTS

D. 195,042 4/1963 Harrison D8/9
D. 267,306 12/1982 Hyggen .
D. 293,412 12/1987 Gonzales .
D. 354,206 1/1995 Künzle D8/9
808,168 12/1905 Reed 294/49
1,946,006 2/1934 Struckmeyer 172/375
2,169,557 8/1939 Curtiss 172/379
2,240,705 5/1941 Kloppenstein 172/372
2,251,048 7/1941 Garland 172/372

FIG. 1 is a front elevational view of the sod-cutting spade showing my new design;
FIG. 2 is a rear elevational view thereof;
FIG. 3 is a left side elevational view thereof;
FIG. 4 is a right side elevational view thereof;
FIG. 5 is a top plan view thereof; and,
FIG. 6 is a bottom plan view thereof.

1 Claim, 3 Drawing Sheets

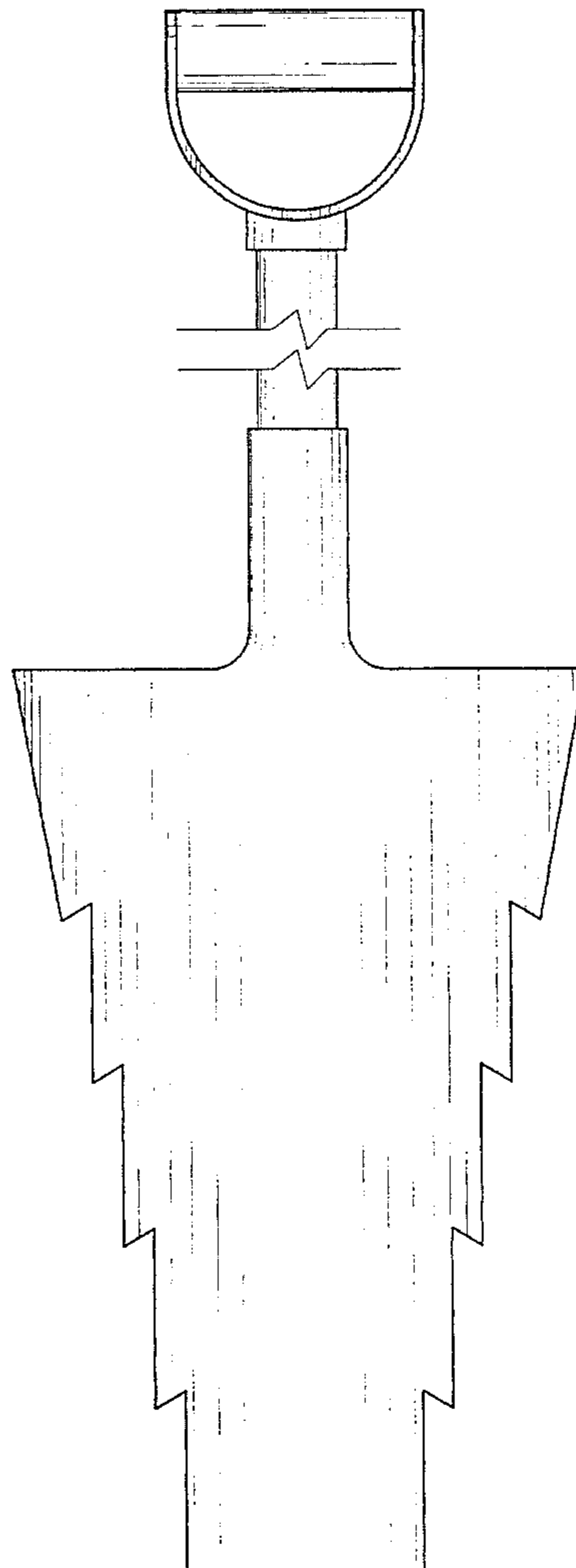


FIG. 1

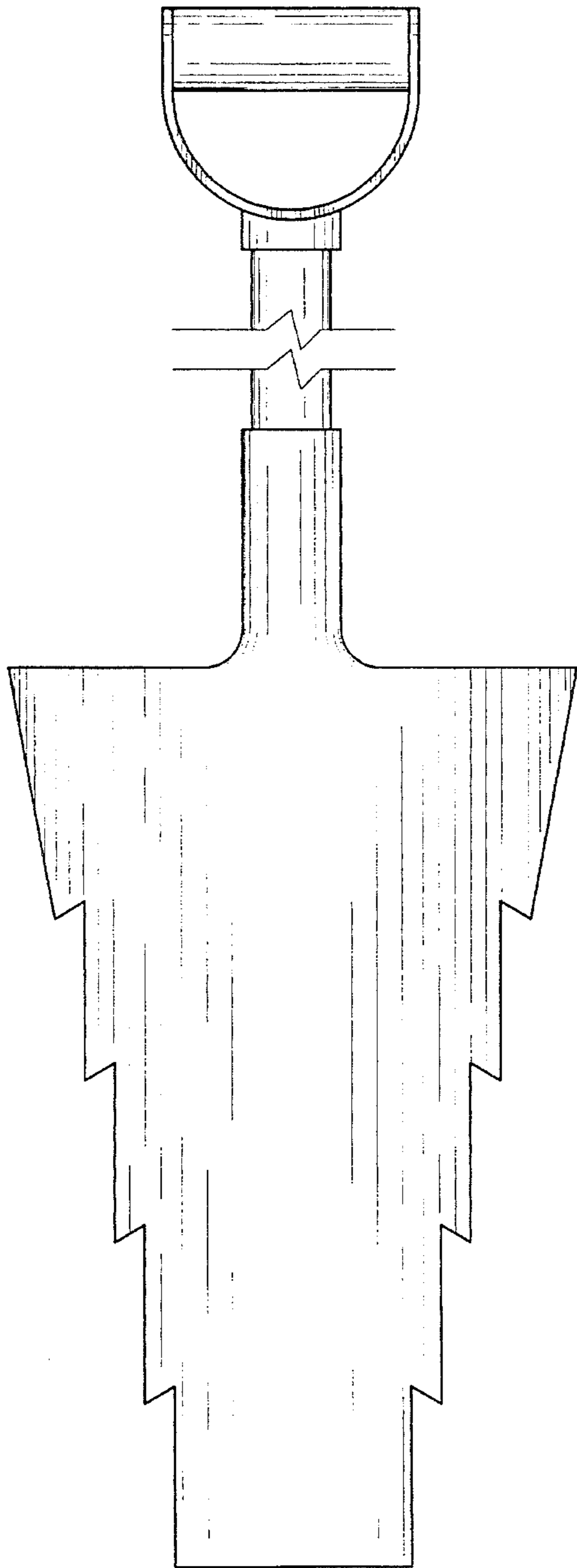


FIG. 2

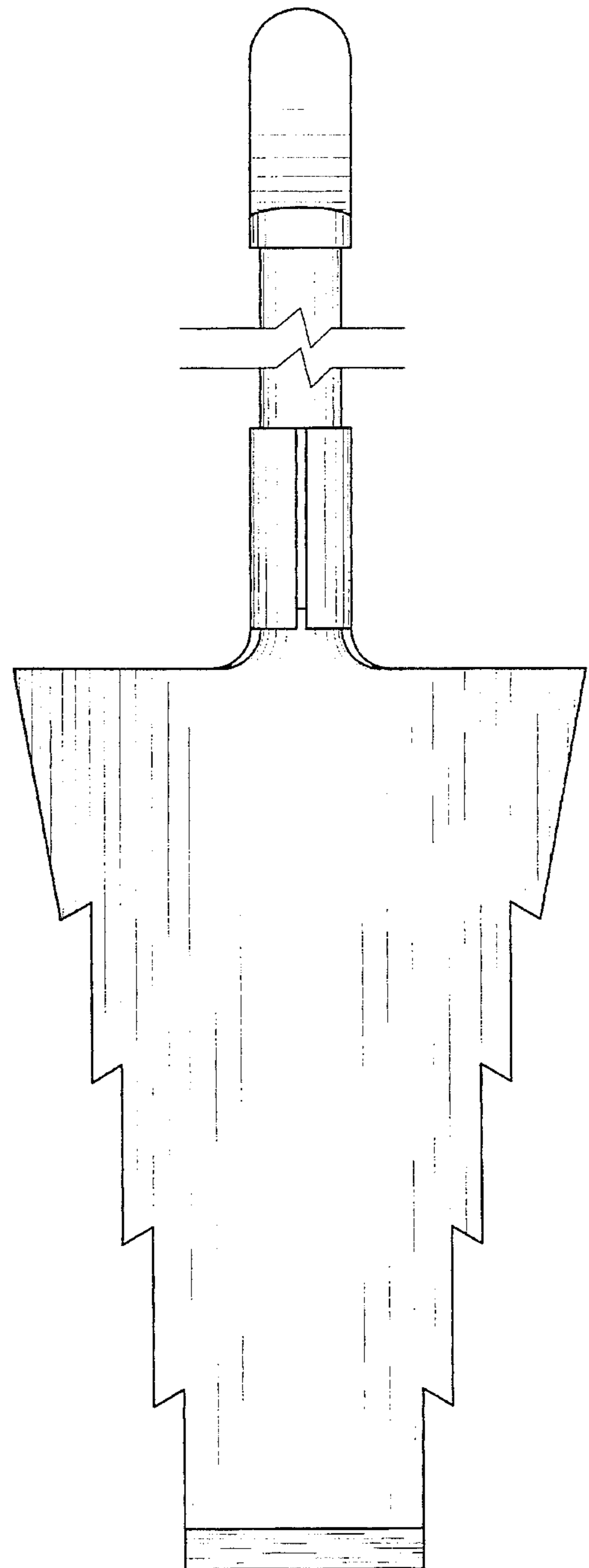


FIG. 3

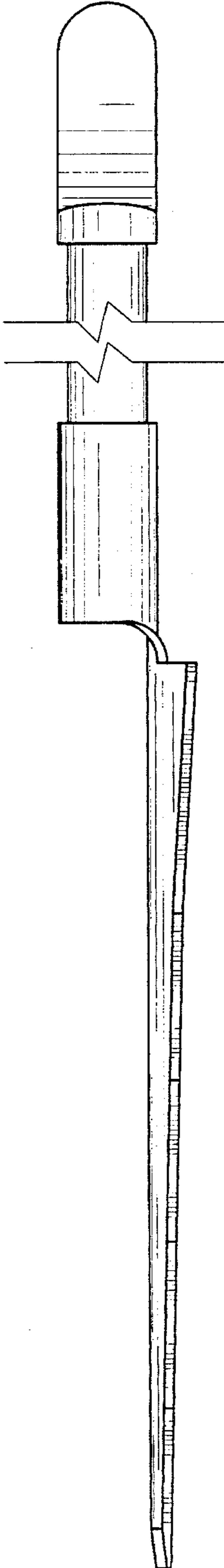


FIG. 4

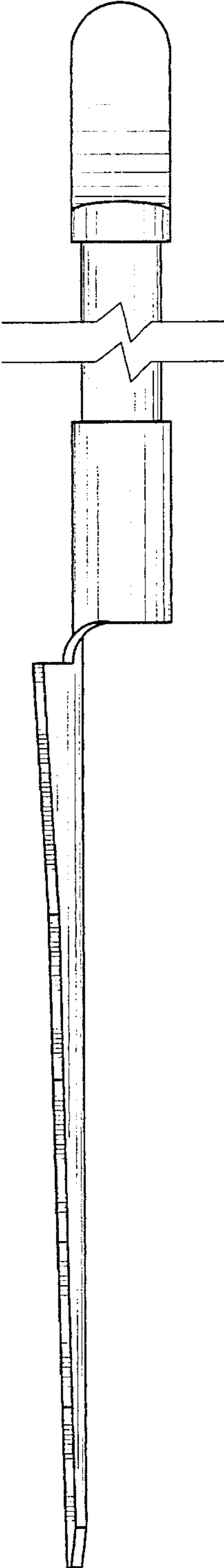


FIG. 5

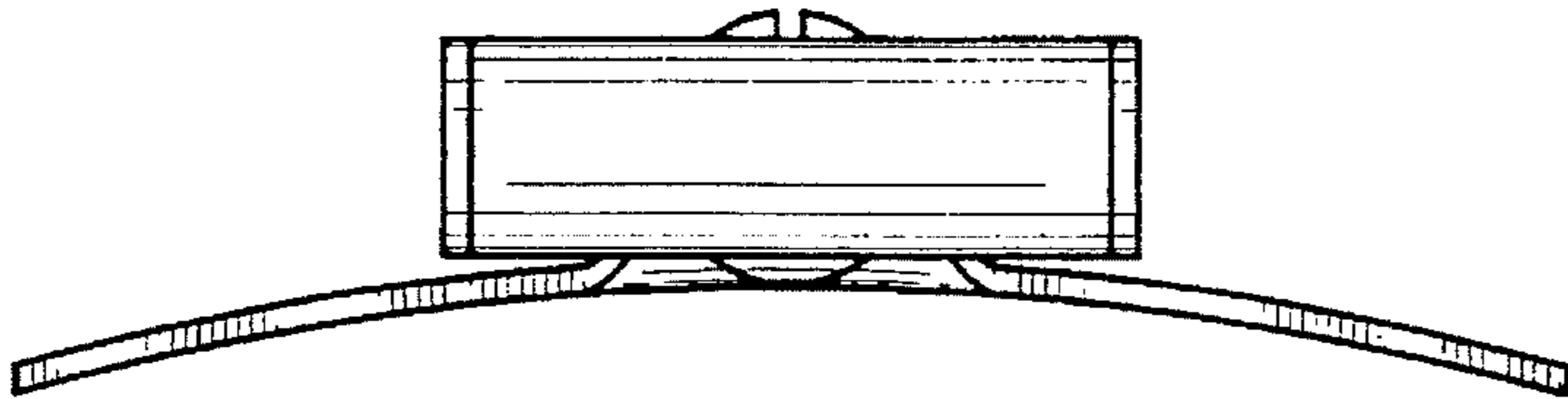


FIG. 6

