



US00D362553S

United States Patent [19]

[11] Patent Number: **Des. 362,553**

Hoeppner

[45] Date of Patent: ****Sep. 26, 1995**

[54] **HANGER**

[75] Inventor: **Michael A. Hoeppner**, Fort Wayne, Ind.

[73] Assignee: **Hoosier Pride Plastics, Inc.**,
Huntertown, Ind.

[**] Term: **14 Years**

[21] Appl. No.: **26,459**

[22] Filed: **Jul. 28, 1994**

[52] U.S. Cl. **D6/327**

[58] Field of Search **D6/315, 327, 317;**
211/113; 223/85

[56] **References Cited**

U.S. PATENT DOCUMENTS

- D. 171,872 3/1954 Waldron .
- D. 181,917 1/1958 Tupper .
- D. 195,018 4/1963 McClelland .
- D. 238,539 1/1976 Field et al. D6/315
- D. 285,264 8/1986 Miale D6/327

- D. 330,157 10/1992 Peters D8/367
- D. 343,300 1/1994 Doyel D6/327
- 3,343,733 9/1967 Schmednecht 223/95
- 3,346,150 10/1967 Clopton 223/95
- 3,685,189 8/1972 Conger 40/322
- 4,155,531 5/1979 Bagne 248/360
- 4,299,342 11/1981 Kessler 294/149

Primary Examiner—B. J. Bullock
Attorney, Agent, or Firm—Taylor & Knuth


[57] **CLAIM**

The ornamental design for a hanger, as shown and described.

DESCRIPTION

FIG. 1 is a front elevational view the hanger showing my new design;
FIG. 2 is a elevational view of the back side thereof;
FIG. 3 is a elevational view of the left end thereof;
FIG. 4 is a elevational view of the right end thereof;
FIG. 5 is a top plan view thereof;
FIG. 6 is an bottom plan view thereof; and,
FIG. 7 is a perspective view thereof.

1 Claim, 2 Drawing Sheets



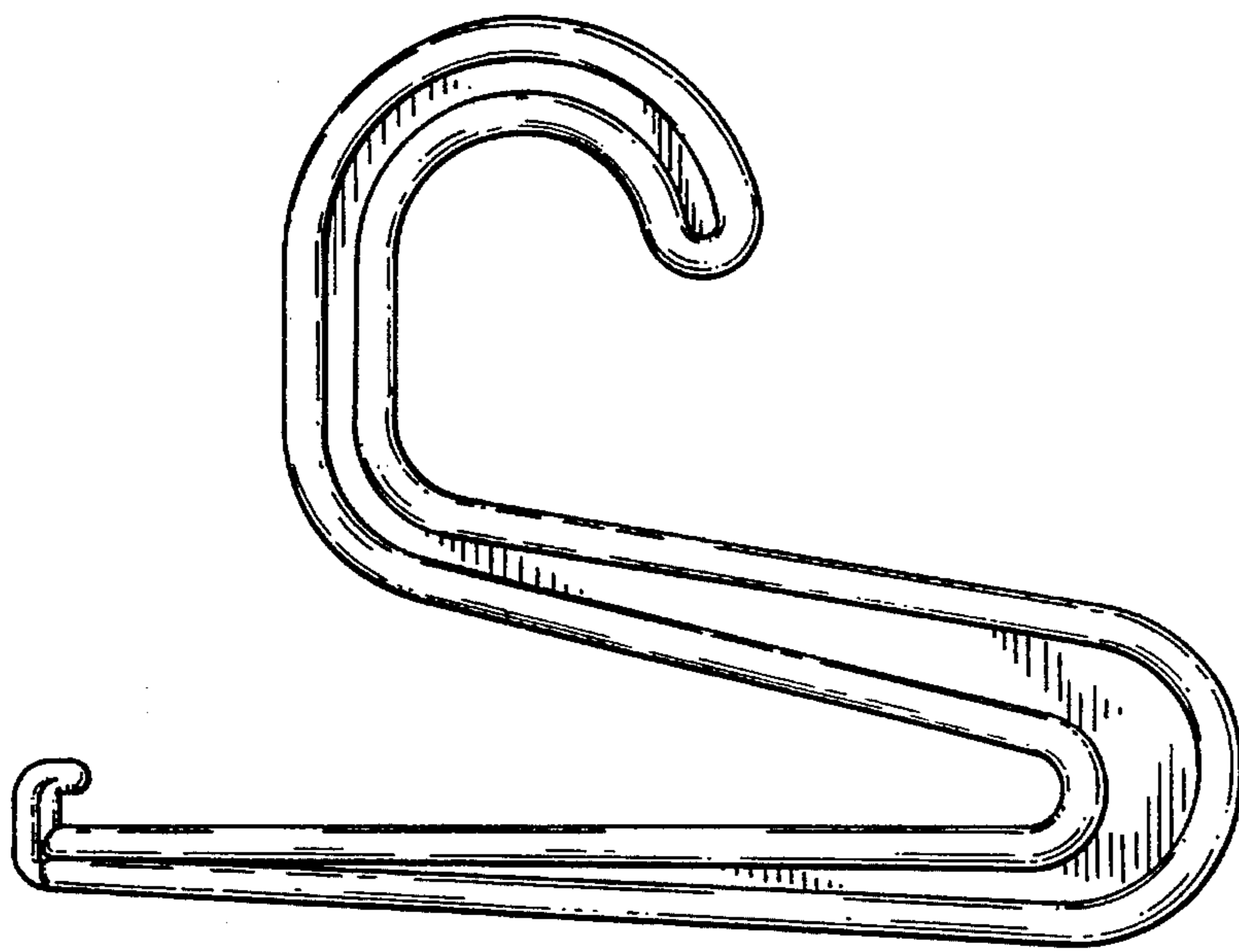


FIG. 1



FIG. 3



FIG. 4

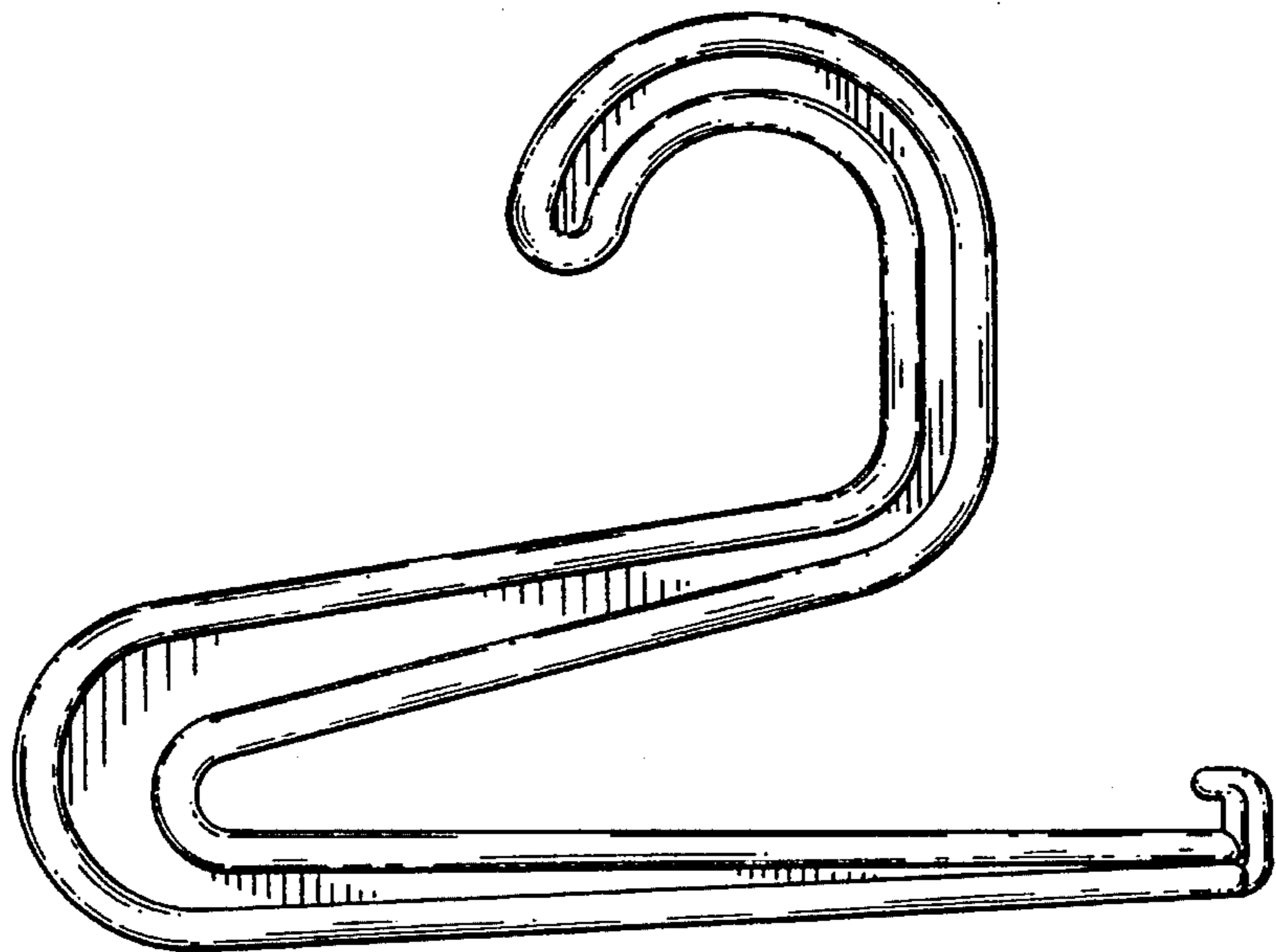


FIG. 2



FIG. 5



FIG. 6




FIG. 7