



US00D362545S

# United States Patent [19]

[11] **Patent Number:** **Des. 362,545**

**Vincent**

[45] **Date of Patent:** **\*\*Sep. 26, 1995**

[54] **CARRYING CASE FOR SKIS, POLES, BOOTS AND ACCESSORIES**

D. 332,695 1/1993 Moscovitch ..... D3/261  
4,860,935 8/1989 Pavlinsky ..... 206/315.1

[76] Inventor: **Robert C. Vincent**, 104 Rose Twig La., North Wales, Pa. 19454

*Primary Examiner*—Louis S. Zarfes  
*Assistant Examiner*—Catherine R. Oliver

[\*\*] Term: **14 Years**

[57] **CLAIM**

[21] Appl. No.: **19,150**

The ornamental design for the carrying case for skis, poles, boots and accessories, as shown and described.

[22] Filed: **Feb. 24, 1994**

**DESCRIPTION**

[52] U.S. Cl. .... **D3/261**

[58] **Field of Search** ..... D3/261, 282, 270,  
D3/254, 901, 273; 206/315.1, 579, 278,  
305, 349, 335; 224/917, 202

FIG. 1 is a front elevational view of the carrying case for skis, poles, boots and accessories, showing my new design; FIG. 2 is a rear elevational view thereof; FIG. 3 is a left side elevational view thereof; FIG. 4 is a right side elevational view thereof; FIG. 5 is a top plan view thereof; FIG. 6 is a bottom plan view thereof; FIG. 7 is a cross-sectional elevational view taken along line 7—7 of FIG. 1; and, FIG. 8 is a cross-sectional elevational view taken along line 8—8 of FIG. 1.

[56] **References Cited**

**U.S. PATENT DOCUMENTS**

D. 212,139 8/1968 Alexander et al. .... D3/261  
D. 222,012 9/1971 Harris ..... D3/282 X  
D. 230,378 2/1974 Eisenberg ..... D3/261  
D. 247,459 3/1978 Tennison ..... D3/282  
D. 257,913 1/1981 O'Dair ..... D3/261  
D. 321,430 11/1991 Wirth ..... D3/261

**1 Claim, 4 Drawing Sheets**

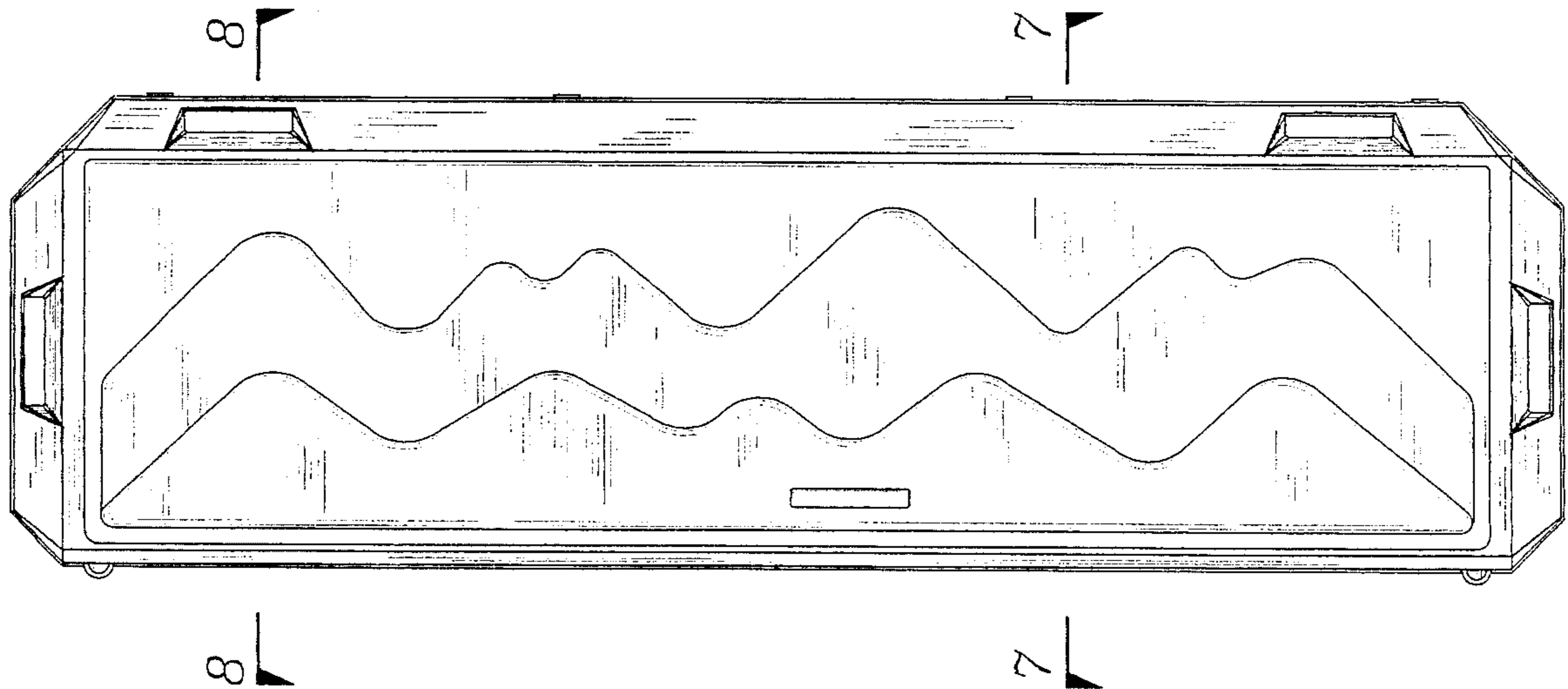


FIG. 1

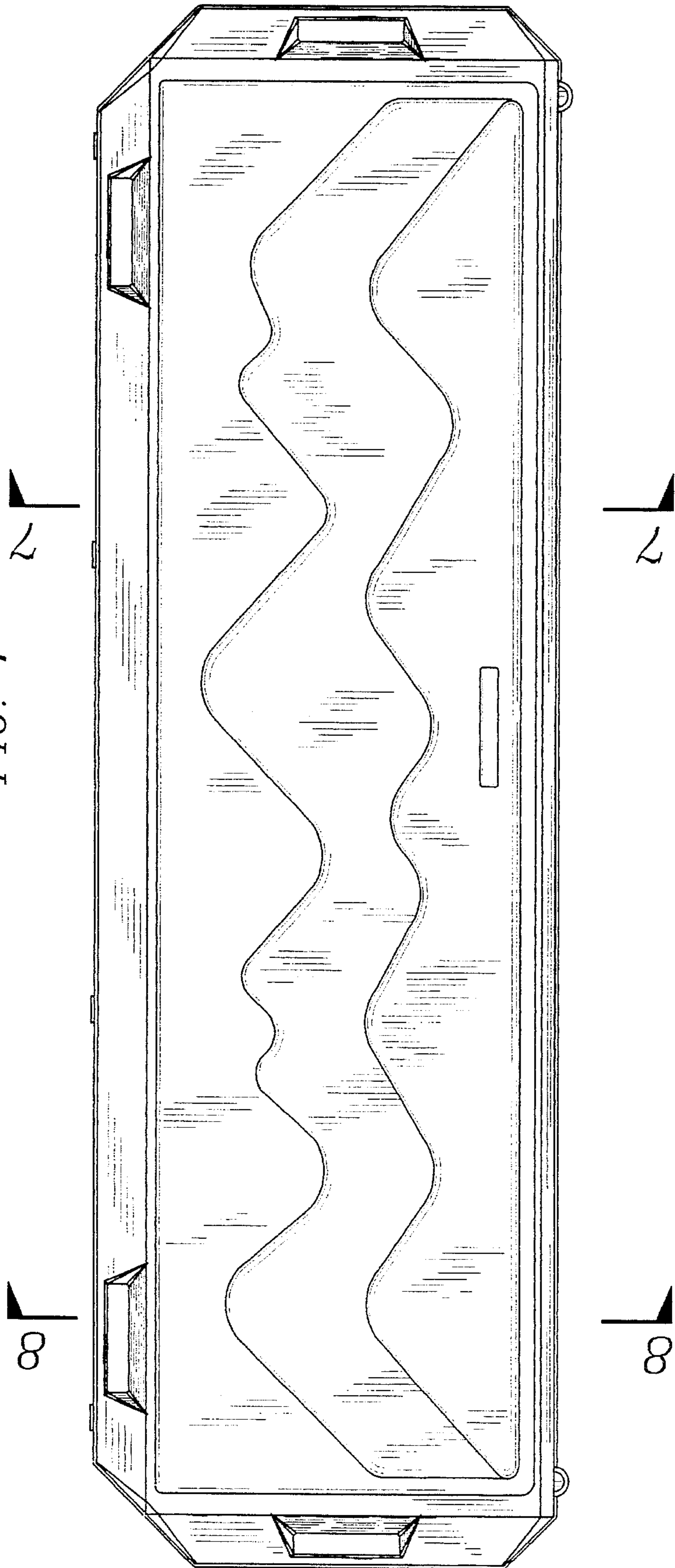
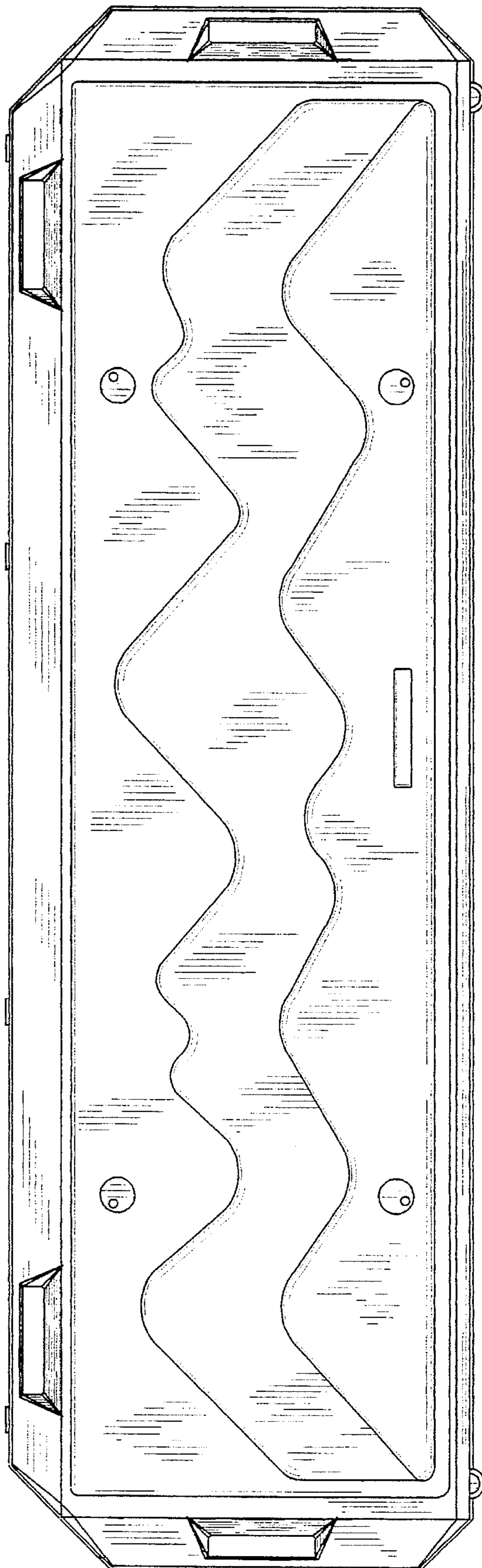


FIG. 2



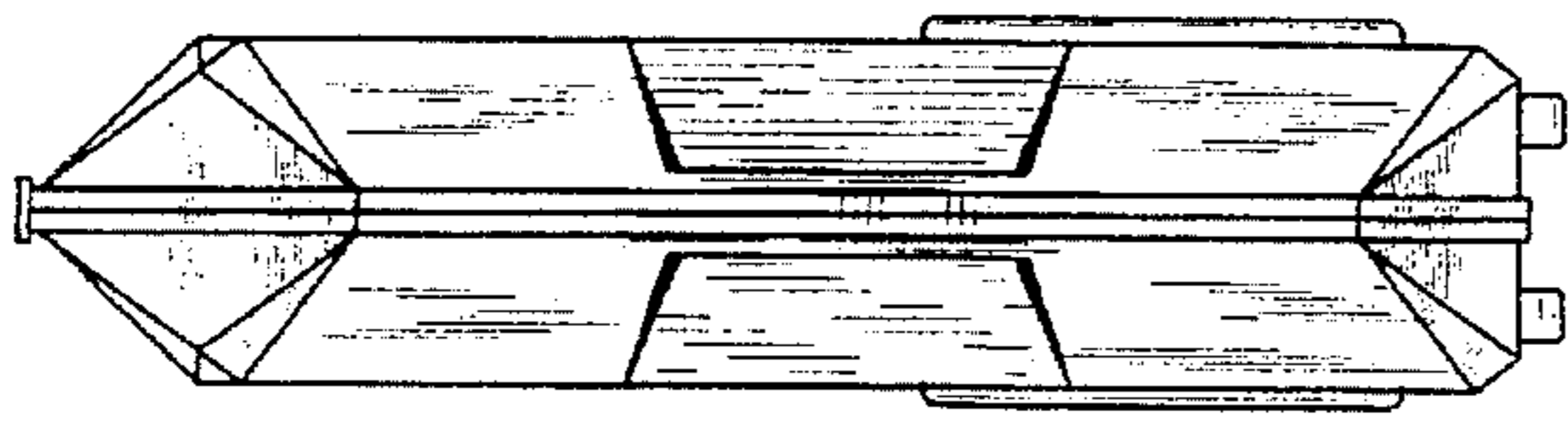


FIG. 4

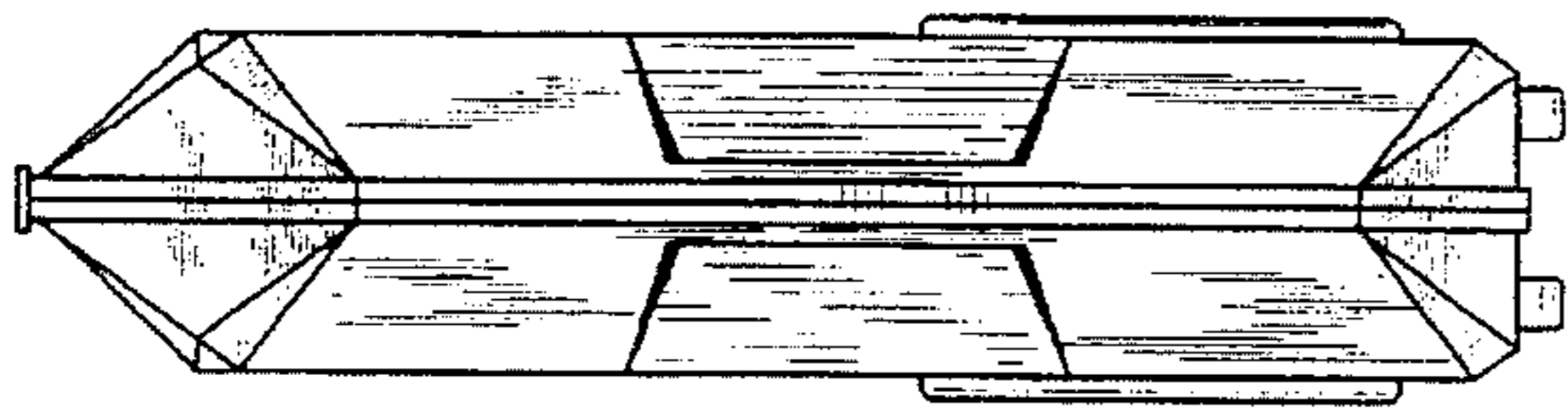


FIG. 3



FIG. 5




FIG. 6

FIG. 7

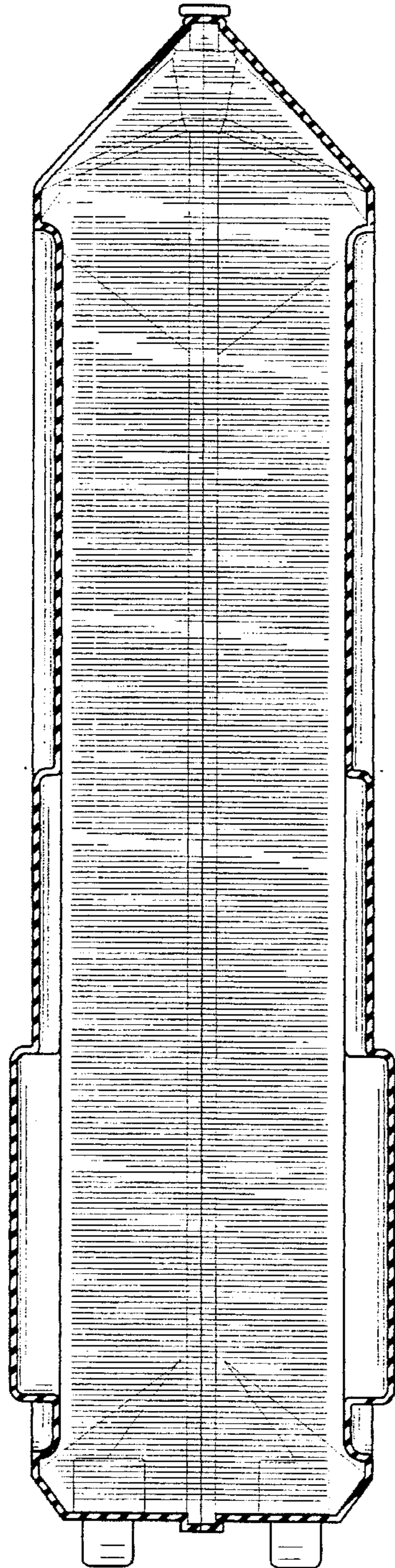


FIG. 8

