



US00D362485S

United States Patent [19]
Hall

[11] **Patent Number: Des. 362,485**

[45] **Date of Patent: ** Sep. 19, 1995**

[54] **KNIFE**

[75] **Inventor: David K. Hall, Kodak, Tenn.**

[73] **Assignee: United Cutlery Corporation,
Sevierville, Tenn.**

[**] **Term: 14 Years**

[21] **Appl. No.: 11,031**

[22] **Filed: Jul. 23, 1993**

[52] **U.S. Cl. D22/118**

[58] **Field of Search D22/118, 149; 30/340,
30/294, 317, 291; D7/649-652**

[56] **References Cited**

U.S. PATENT DOCUMENTS

D. 275,360	9/1984	Child	D7/649
D. 330,405	10/1992	Luchak	D7/649 X
D. 336,126	6/1993	Luchak	D22/118
3,605,268	9/1971	Cassell, Sr.	30/294
4,283,854	8/1981	Austin	30/314

FOREIGN PATENT DOCUMENTS

79438	6/1955	Denmark	30/294
1225073	9/1966	Germany	30/294

OTHER PUBLICATIONS

Atlanta Cutlery, Summer 1993, p. 3, Game Zipper.
Gun World, Oct. 1988, p. 70, GS100 Game Skinner.

Primary Examiner—Doris V. Coles
Attorney, Agent, or Firm—Lalos & Keegan

[57] **CLAIM**

The ornamental design for a knife, as shown and described.

DESCRIPTION

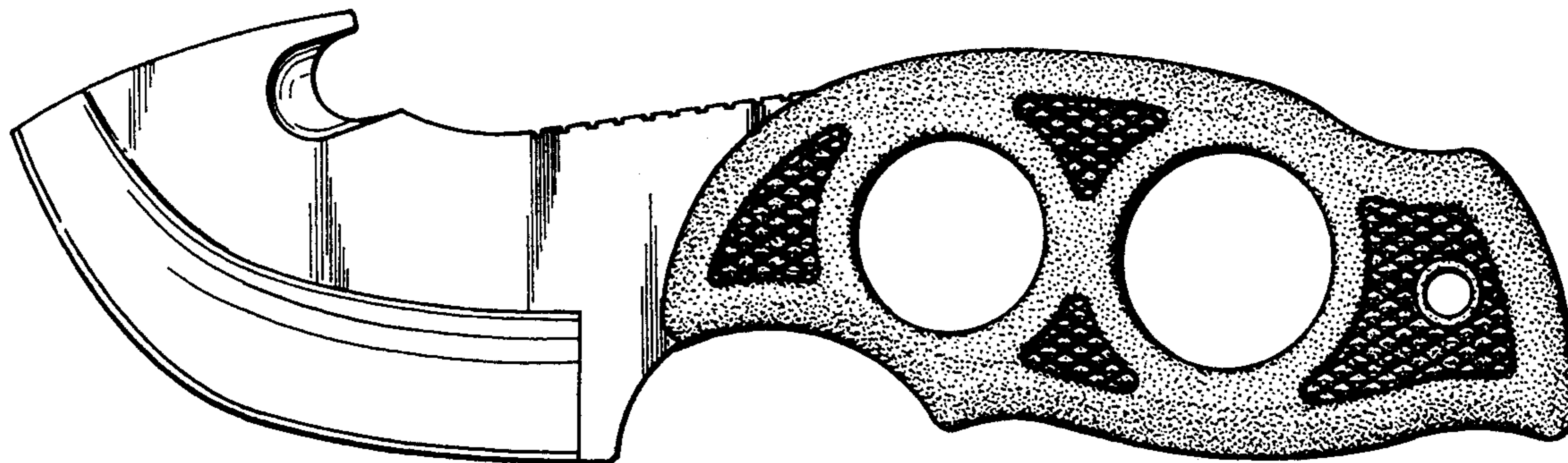
FIG. 1 is a side view of the knife embodying the design invention, the opposite side being a mirror image of the side shown;

FIG. 2 is a top view thereof;

FIG. 3 is a bottom view thereof;

FIG. 4 is a front view thereof; and,

FIG. 5 is a rear view thereof.



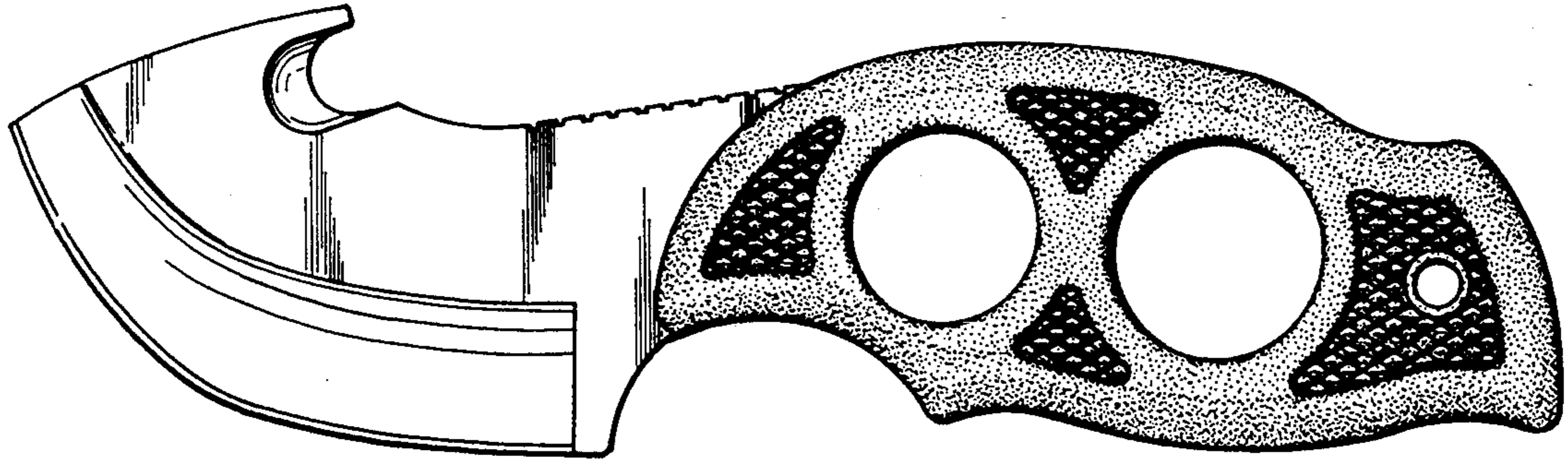


FIG. 1




FIG. 2




FIG. 3




FIG. 4




FIG. 5