



US00D362480S

# United States Patent [19]

[11] Patent Number: Des. 362,480

Reaves

[45] Date of Patent: \*\* Sep. 19, 1995

[54] GOLF TEE PLACEMENT AND REMOVAL AID

5,242,161 9/1993 Wilkinson ..... 273/32.5

[76] Inventor: Kenneth L. Reaves, 6803 Fegenbush La., Louisville, Ky. 40228

Primary Examiner—Ted Shooman  
Assistant Examiner—Cheri Cohen  
Attorney, Agent, or Firm—Middleton & Reutlinger;  
David W. Carrithers

[\*\*] Term: 14 Years

[57] CLAIM

[21] Appl. No.: 28,556

The ornamental design for a golf tee placement and removal aid, shown and described.

[22] Filed: Sep. 19, 1994

[52] U.S. Cl. .... D21/208

[58] Field of Search ..... D21/208, 234, 108;  
273/32.5, 33, 32 A, 32 B, 32 F, 162 C, 162 D,  
162 E, 162 F, 202-212; 248/545; 294/19.1,  
19.2, 24

DESCRIPTION

FIG. 1 is a perspective view of a golf tee placement and removal aid made in accordance with my design;  
FIG. 2 is a top plan view thereof;  
FIG. 3 is an elevational front view thereof;  
FIG. 4 is an elevational right side view the left side view being a mirror image thereof;  
FIG. 5 is a rear elevational view thereof;  
FIG. 6 is a bottom plan view thereof; and,  
FIG. 7 is a perspective side view showing a golf tee in phantom lines held thereby.  
The broken line showing of the golf tee in FIG. 7 is for illustrative purposes only and forms no part of the claimed design.

[56] References Cited

U.S. PATENT DOCUMENTS

D. 279,208	6/1985	Schuster	.....	D21/234
2,801,852	8/1957	Hottle	.....	273/33
3,540,727	11/1970	Hoe, Jr.	.....	273/33
3,671,036	6/1972	Rubino	.....	273/32.5
4,896,883	1/1990	Wagenkuecht	.....	273/32.5
4,989,868	2/1991	Manko	.....	273/32.5






FIG. 1



FIG. 2




FIG. 3



FIG. 4




FIG. 5



FIG. 6



FIG. 7