



US00D362478S

# United States Patent [19]

[11] Patent Number: **Des. 362,478**

Wilkinson et al.

[45] Date of Patent: **\*\* Sep. 19, 1995**

- [54] **TRAMPOLINE EXERCISER**
- [75] Inventors: **William T. Wilkinson**, Severnside Farm, 300 Kyle Rd., Crownsville, Md. 21032-0572; **Richard S. Wyerman**, Doylestown, Pa.
- [73] Assignee: **William T. Wilkinson**, Crownsville, Md.
- [\*\*] Term: **14 Years**
- [21] Appl. No.: **20,105**
- [22] Filed: **Mar. 18, 1994**
- [52] U.S. Cl. .... **D21/191**
- [58] Field of Search ..... **D21/191, 192, 193, 194; 482/27, 28, 71, 73**

4,598,905	7/1986	Vrana .....	482/27
4,630,816	12/1986	Hill .....	482/27
4,824,100	4/1989	Hall et al. ....	482/28
4,836,530	6/1989	Stanley, Jr. ....	482/27
5,007,638	4/1991	Yukl .....	482/28
5,074,550	12/1991	Sloan .....	482/71

*Primary Examiner*—Theodore M. Shooman  
*Assistant Examiner*—Philip Hyder  
*Attorney, Agent, or Firm*—Connolly & Hutz

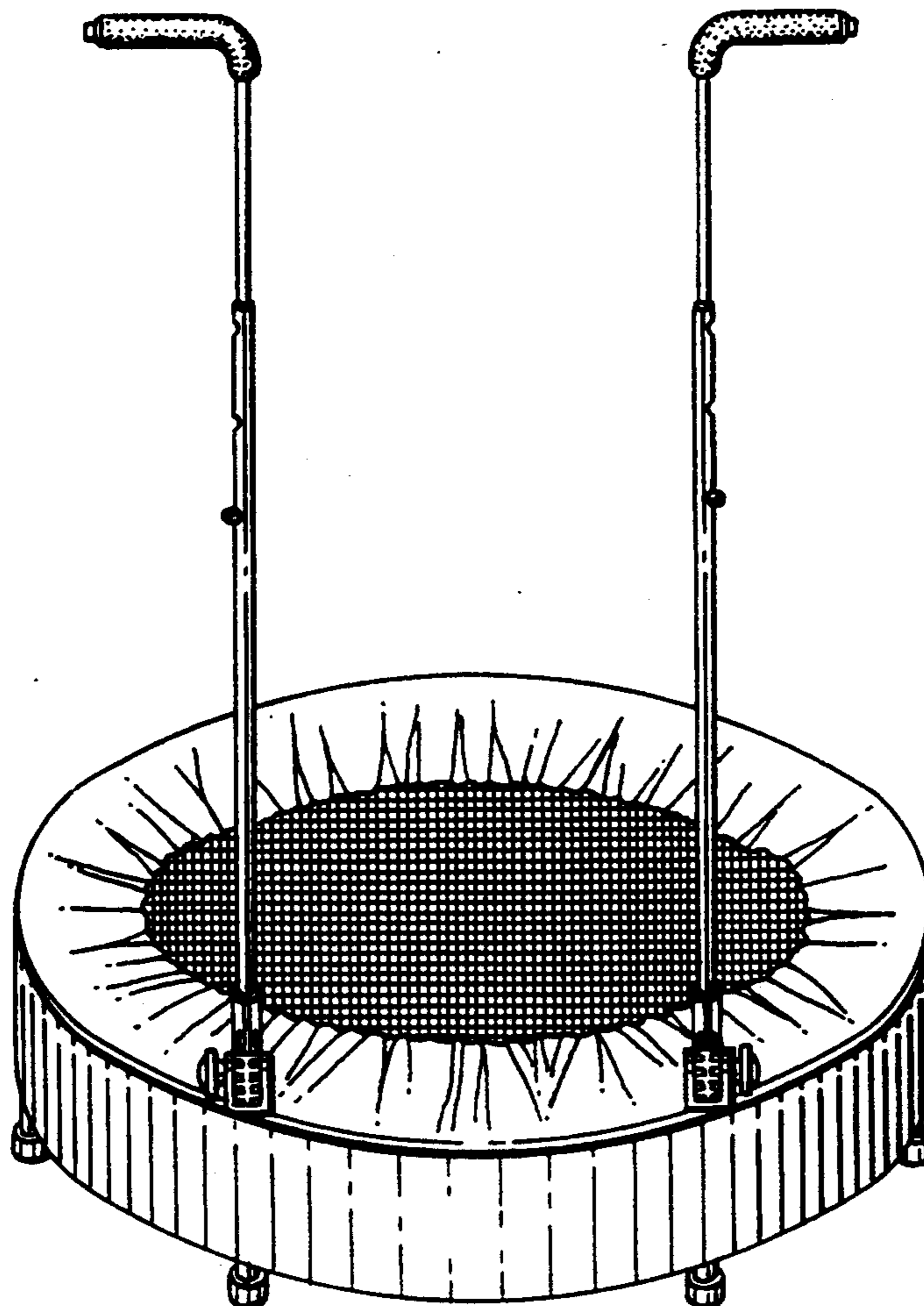
### [57] CLAIM

The ornamental design for a trampoline exerciser, as shown and described.


### DESCRIPTION

FIG. 1 is a left side elevational view of a trampoline exerciser showing our new design with the right hand side elevational view being a mirror image thereof; FIG. 2 is a front elevational view thereof with the rear elevational view being a mirror image thereof; FIG. 3 is a top plan view thereof; FIG. 4 is a bottom plan view thereof; and, FIG. 5 is a perspective view thereof shown on a reduced scale.


- [56] **References Cited**
- U.S. PATENT DOCUMENTS**
- D. 304,850 11/1989 Chambers ..... D21/192
- 4,225,131 9/1980 Sidlinger et al. .... 482/27
- 4,477,070 10/1984 Appelbaum ..... 482/28
- 4,489,933 12/1984 Fisher et al. .... 482/28



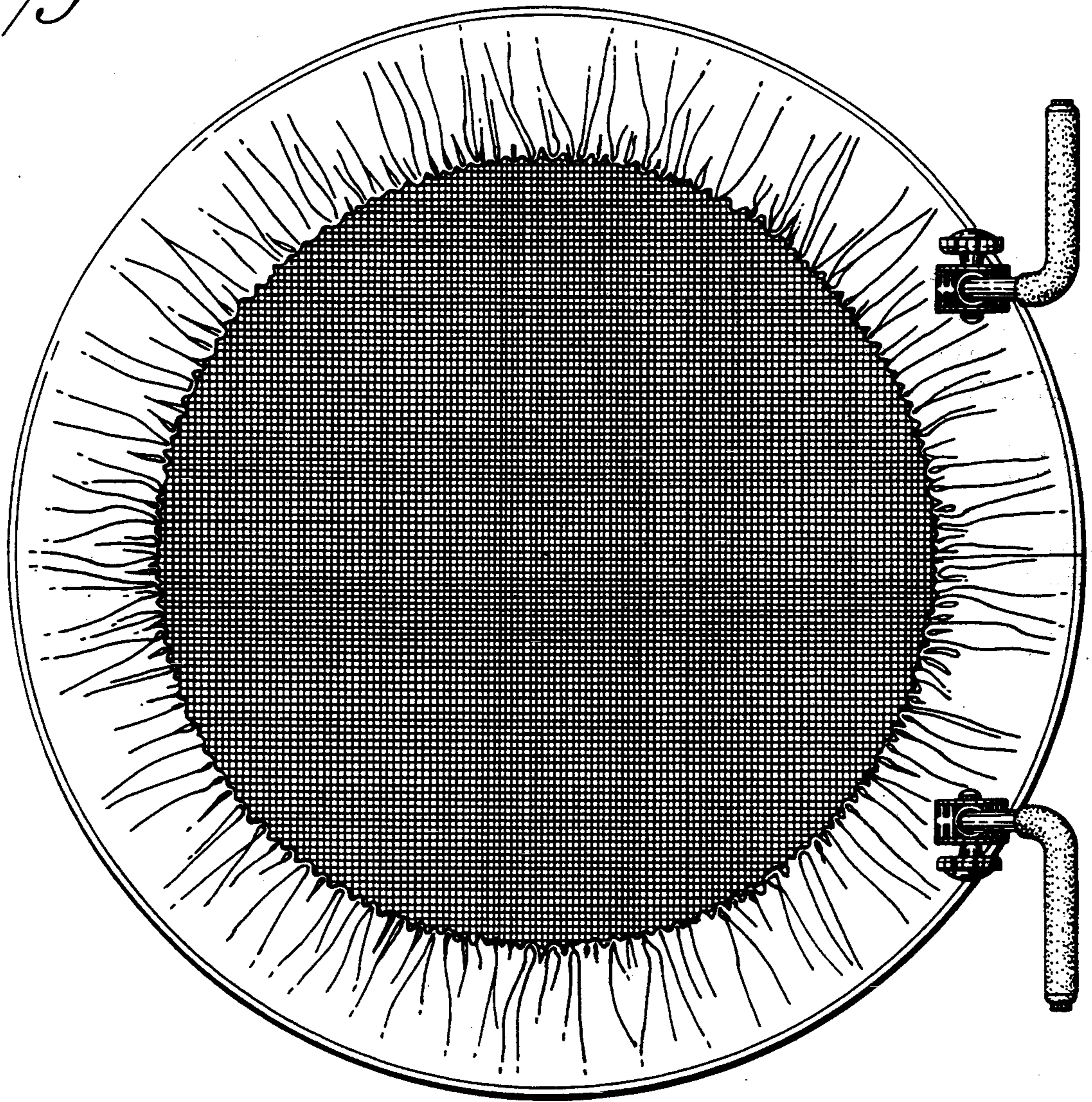
*Fig. 1.*



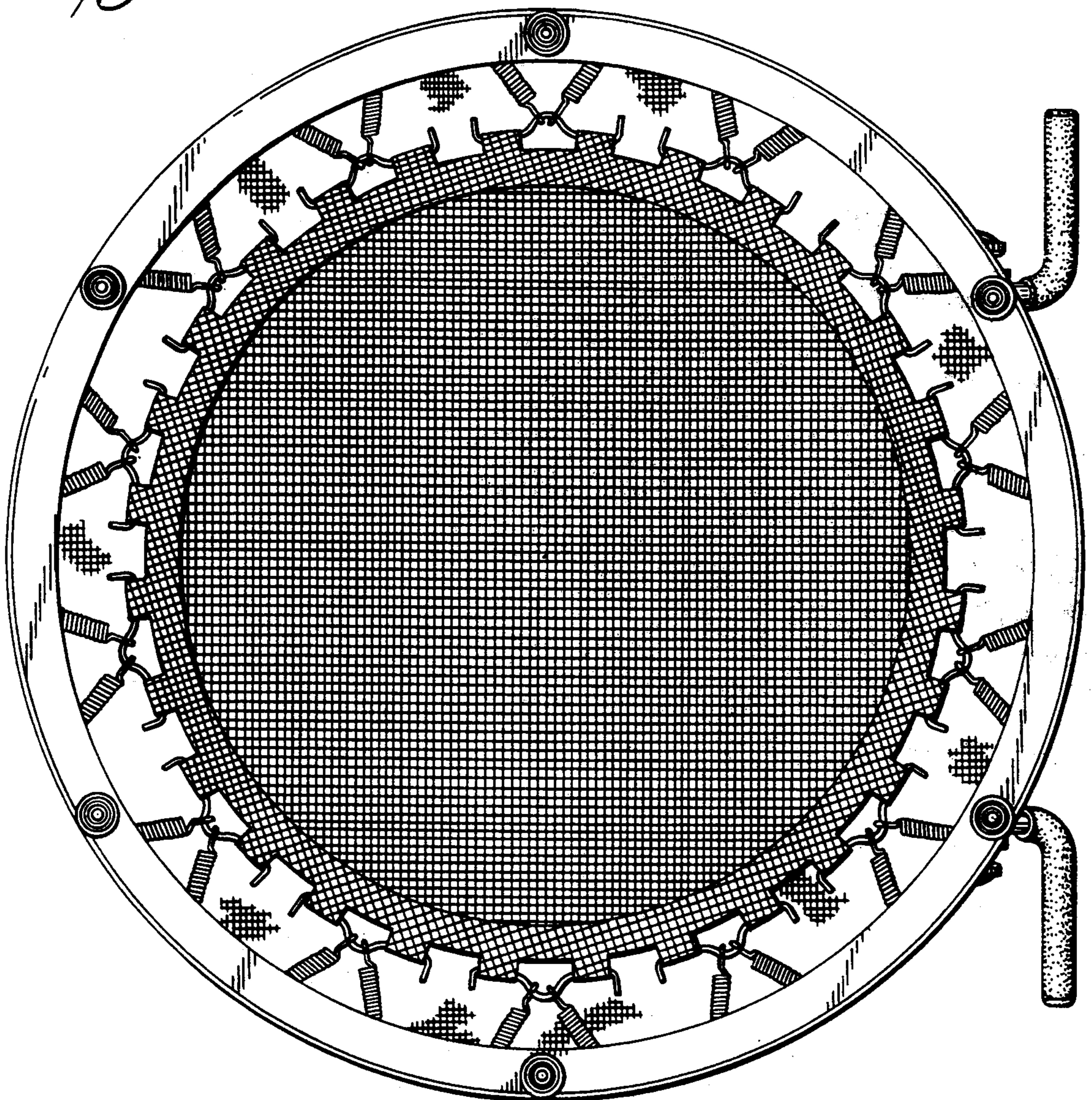
*Fig. 2.*



*Fig. 3.*



*Fig. 4.*



*Fig. 5.*

