



US00D362465S

United States Patent [19]

[11] Patent Number: **Des. 362,465**

Gallemore, II

[45] Date of Patent: **** Sep. 19, 1995**

[54] **PORTABLE SIGN**

[75] Inventor: **William E. Gallemore, II**, Colleyville, Tex.

[73] Assignee: **National Banner Company, Inc.**, Dallas, Tex.

[**] Term: **14 Years**

[21] Appl. No.: **25,602**

[22] Filed: **Jul. 6, 1994**

[52] U.S. Cl. **D20/41**

[58] Field of Search **D20/10, 17, 39, 40, D20/41; 40/1, 124, 124.1, 584, 606, 607, 608, 610, 611, 618, 624**

[56] **References Cited**

U.S. PATENT DOCUMENTS

3,553,871	1/1971	Benchley	40/607
4,173,086	11/1979	Hempfling	40/607
4,258,494	3/1981	Borque	40/607

4,259,803	4/1981	Sittler	40/607
4,357,772	11/1982	Amick et al.	40/606
4,790,092	12/1988	Farmer	40/606
5,103,582	4/1992	Farmer	40/606

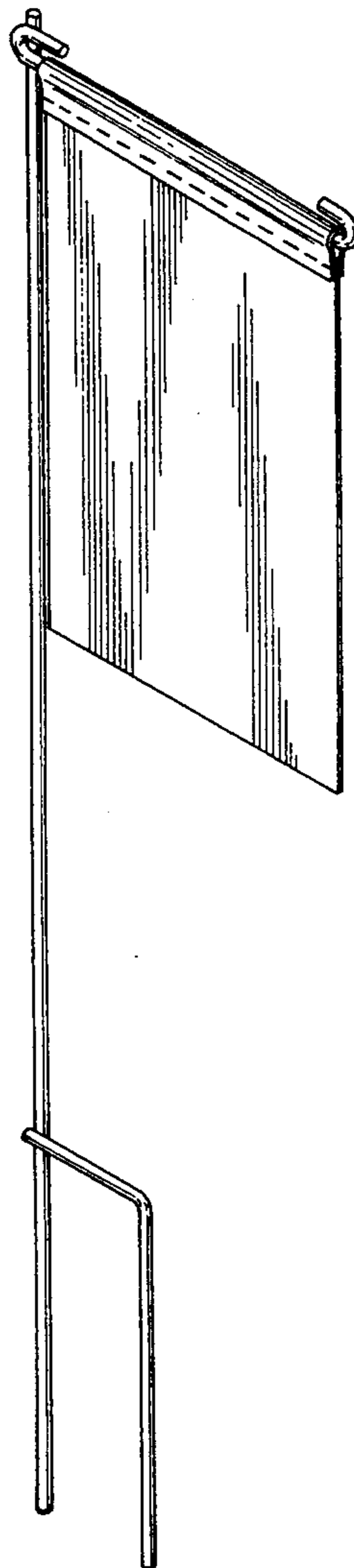
Primary Examiner—A. Hugo Word
Assistant Examiner—Marcus Jackson
Attorney, Agent, or Firm—Locke Purnell Rain Harrell

[57] **CLAIM**

The ornamental design for the portable sign, as shown and described.

DESCRIPTION

FIG. 1 is a perspective view of the portable sign; FIG. 2 is a side elevational view taken from the right side of the portable sign; FIG. 3 is a front elevational view of the portable sign; FIG. 4 is a side elevational view taken from the left side of the portable sign; FIG. 5 is a rear elevational view of the portable sign; FIG. 6 is a top plan view of the portable sign; and, FIG. 7 is a bottom plan view of the portable sign.



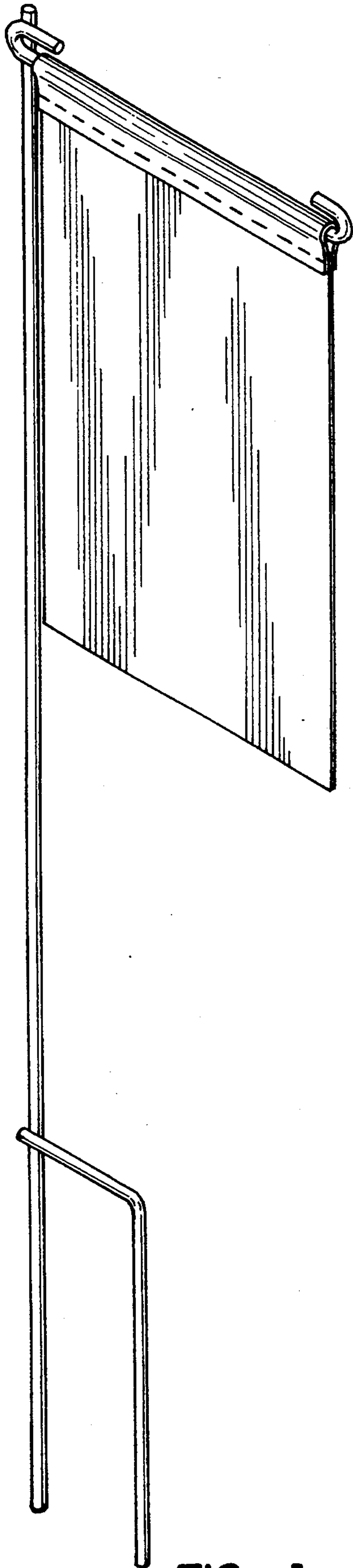


FIG. 1



FIG. 2

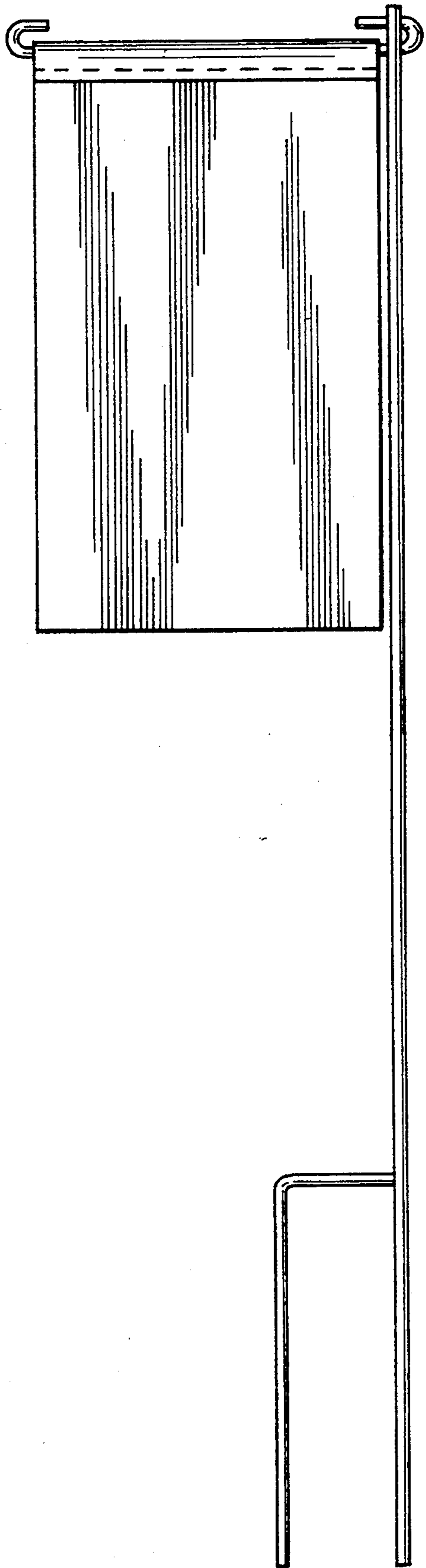


FIG. 3

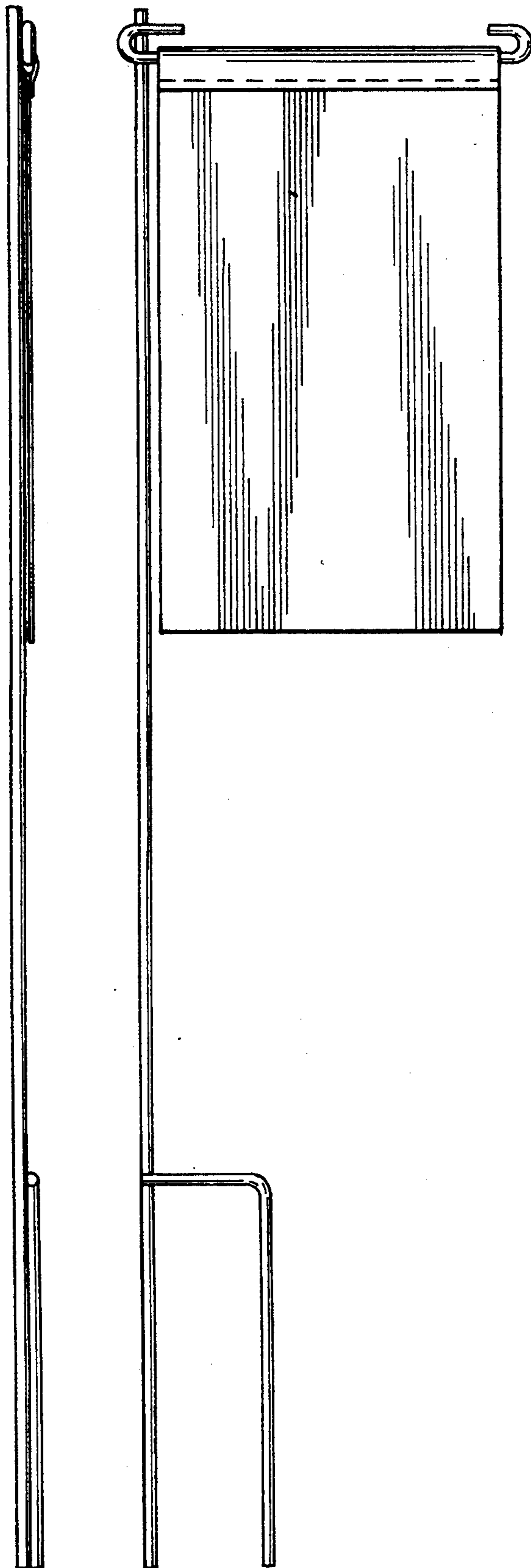


FIG. 4 **FIG. 5**



FIG. 6



FIG. 7