



US00D362462S

United States Patent [19]

[11] Patent Number: **Des. 362,462**

Carlson et al.

[45] Date of Patent: **** Sep. 19, 1995**

[54] **ADHESIVE DISPENSER**

[75] Inventors: **Casey L. Carlson, Edina; Bruce E. Samuelson, West Lakeland, both of Minn.**

[73] Assignee: **Minnesota Mining and Manufacturing Company, St. Paul, Minn.**

[**] Term: **14 Years**

[21] Appl. No.: **23,237**

[22] Filed: **May 20, 1994**

[52] U.S. Cl. **D19/66; D19/65; D19/71; D9/300; D9/337; D9/338**

[58] Field of Search **D19/35, 36, 51, 65, D19/66, 70, 71, 95, 99, 100; D9/300, 337, 338; 401/208, 37, 126, 139, 260, 262, 264, 266; 18/261; 184/64; 222/162, 92, 630**

[56] **References Cited**

U.S. PATENT DOCUMENTS

- D. 207,563 5/1967 Bailey, Jr. D19/36
- D. 208,599 9/1967 Lind D19/51
- D. 245,221 8/1977 Hout D19/71 X
- D. 292,265 10/1987 Schmidt D9/300

- D. 327,090 6/1992 Kishita D19/66
- D. 340,186 10/1993 Rand et al. D9/337
- D. 343,351 1/1994 Hawthornthwaite D9/300
- D. 353,397 12/1994 Banik D9/338 X

OTHER PUBLICATIONS

Pictures of two refrigerators and a drink dispensing machine from the 1930's.

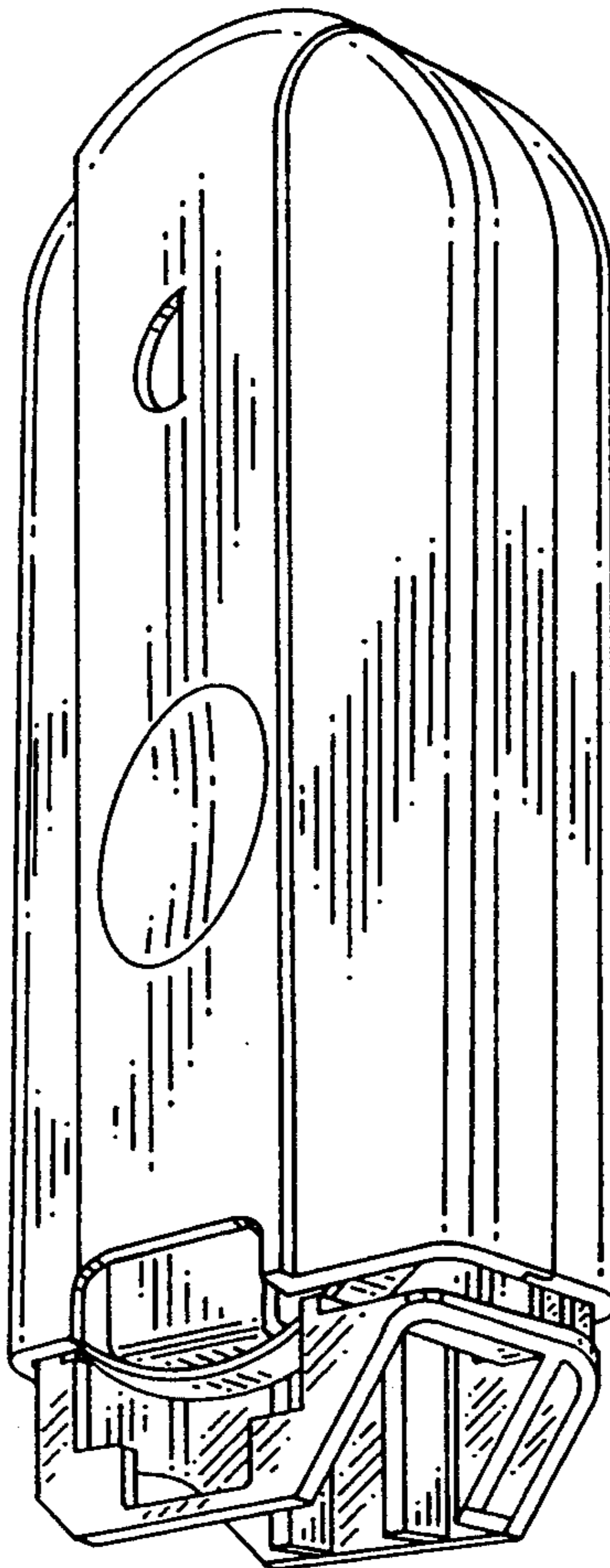
Primary Examiner—Martie Thompson
Attorney, Agent, or Firm—Gary L. Griswold; Walter N. Kirn; William L. Huebsch

[57] **CLAIM**

The ornamental design for an adhesive dispenser, as shown.

DESCRIPTION

FIG. 1 is a bottom, right, front isometric view of an adhesive dispenser showing our new design; FIG. 2 is a bottom, right, rear isometric view of an adhesive dispenser showing our new design; FIG. 3 is a front elevational view thereof; FIG. 4 is a rear elevational view thereof; FIG. 5 is a top view thereof; FIG. 6 is a bottom view thereof; FIG. 7 is a left side elevational view thereof; and, FIG. 8 is a right side elevational view thereof.



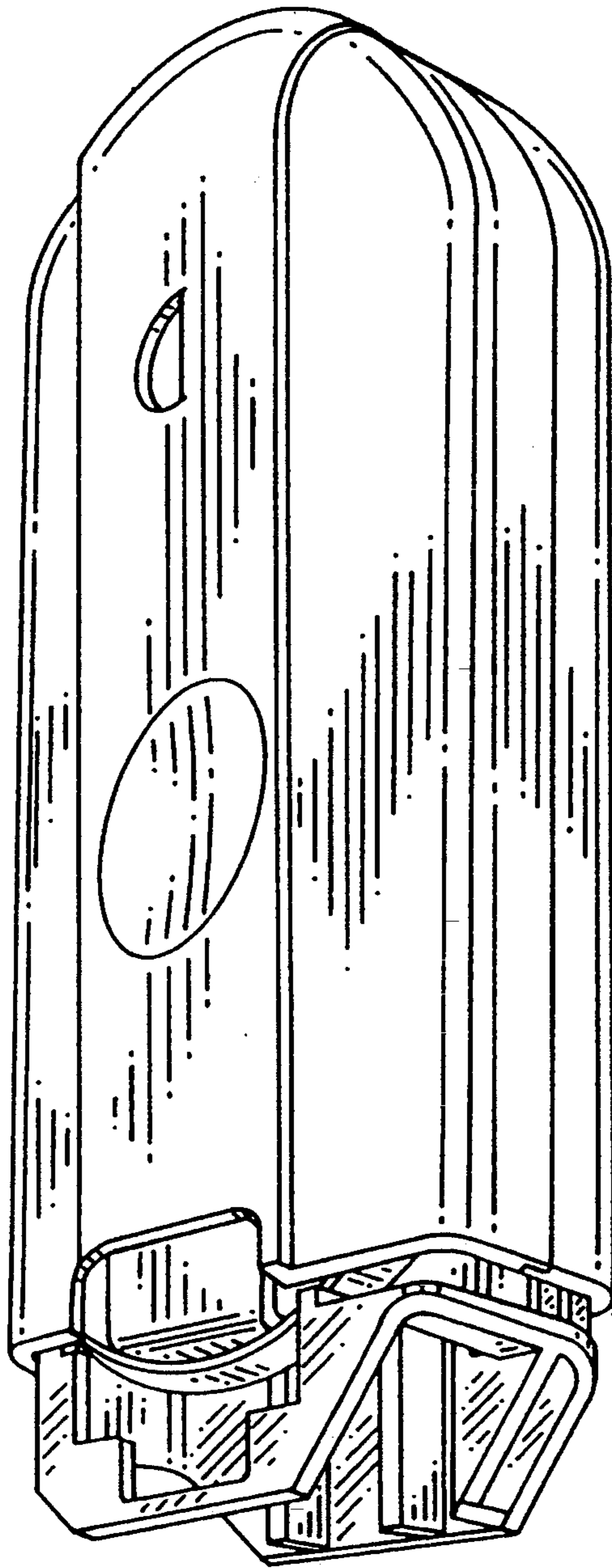


FIG. 1

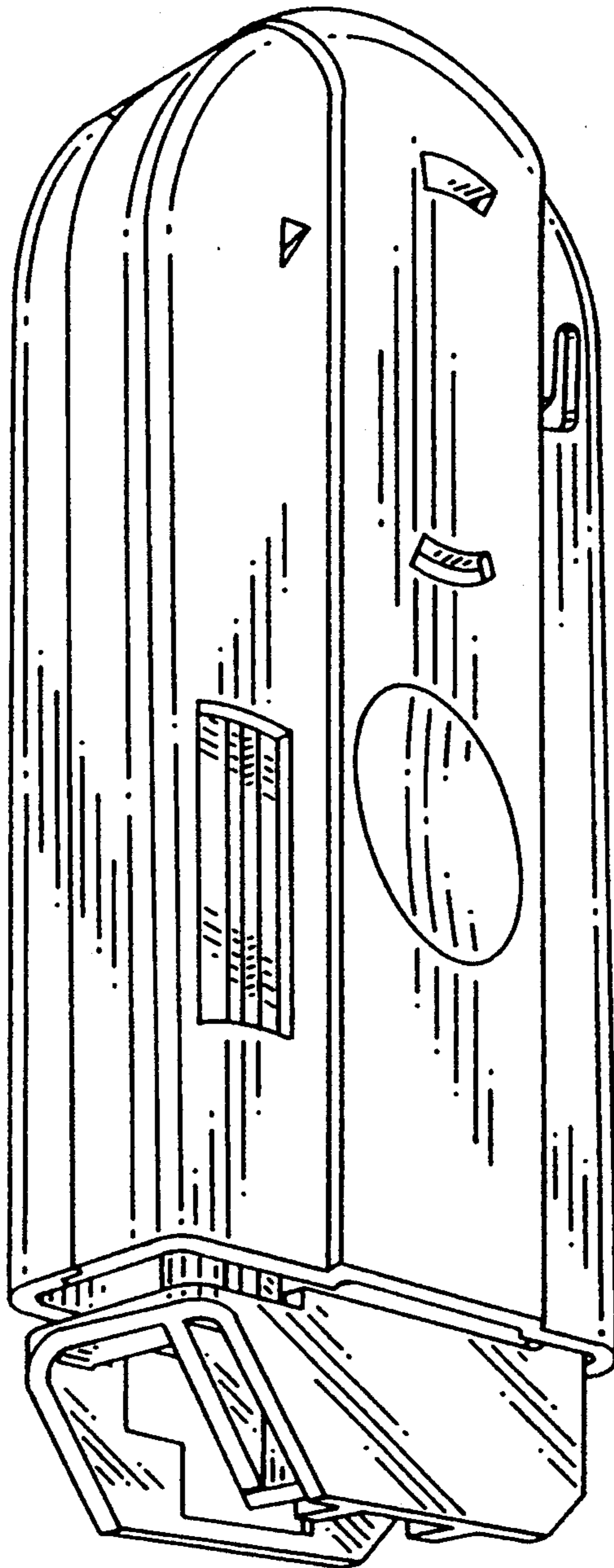


FIG. 2

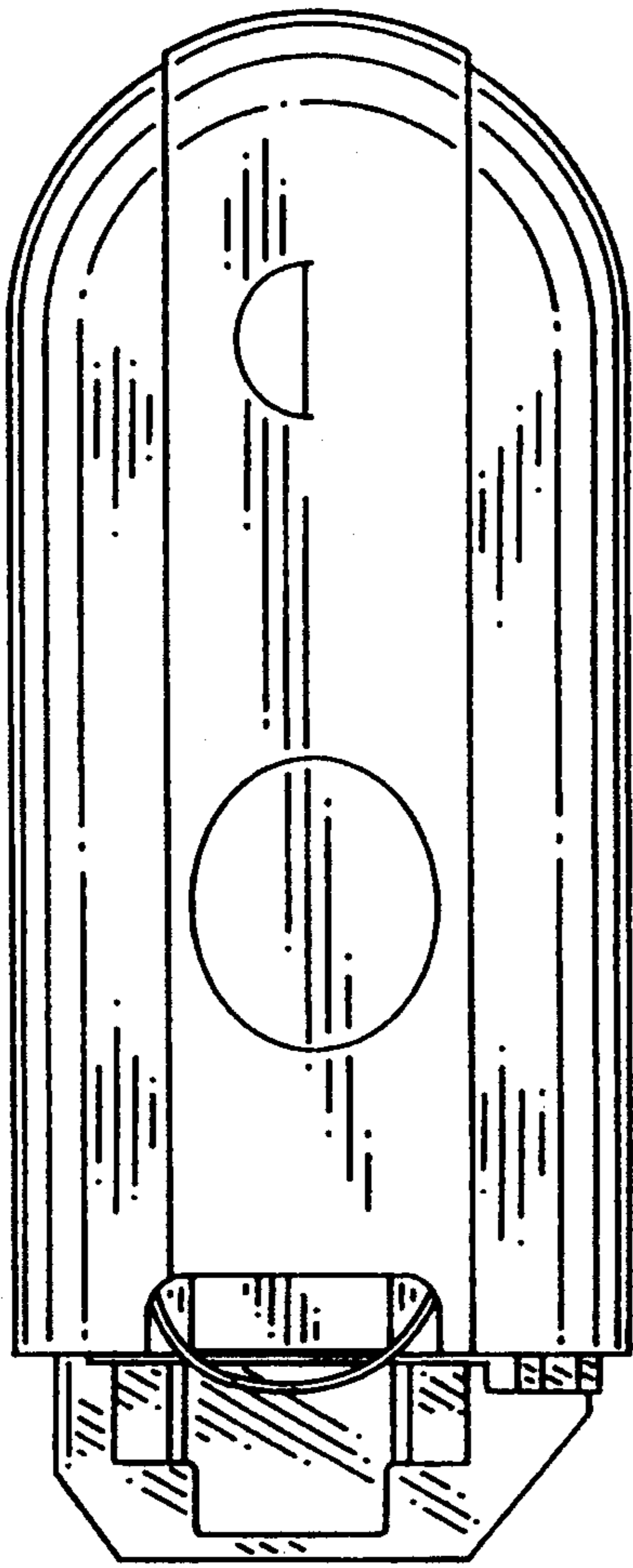


FIG. 3




FIG. 4




FIG. 5

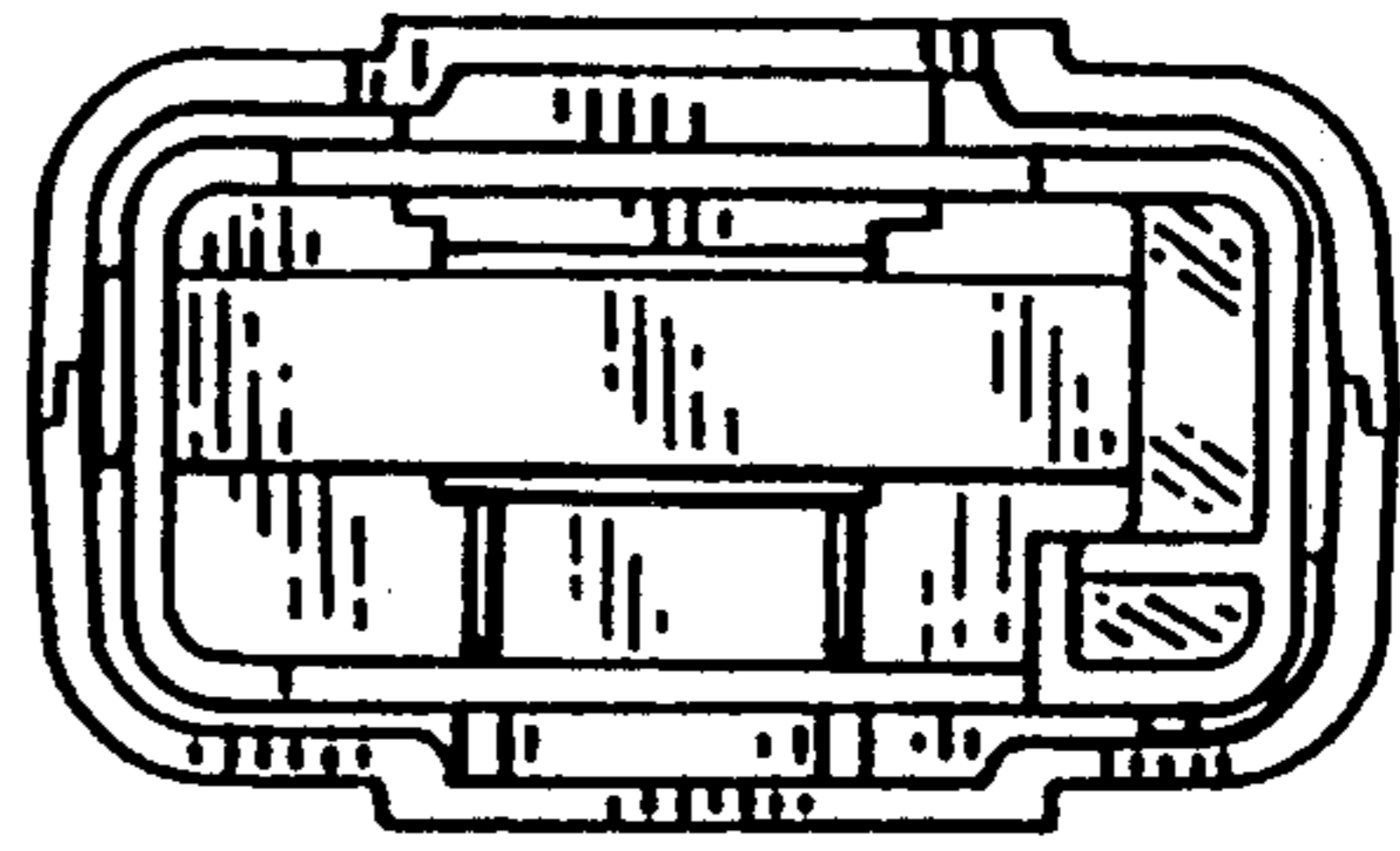


FIG. 6




FIG. 7

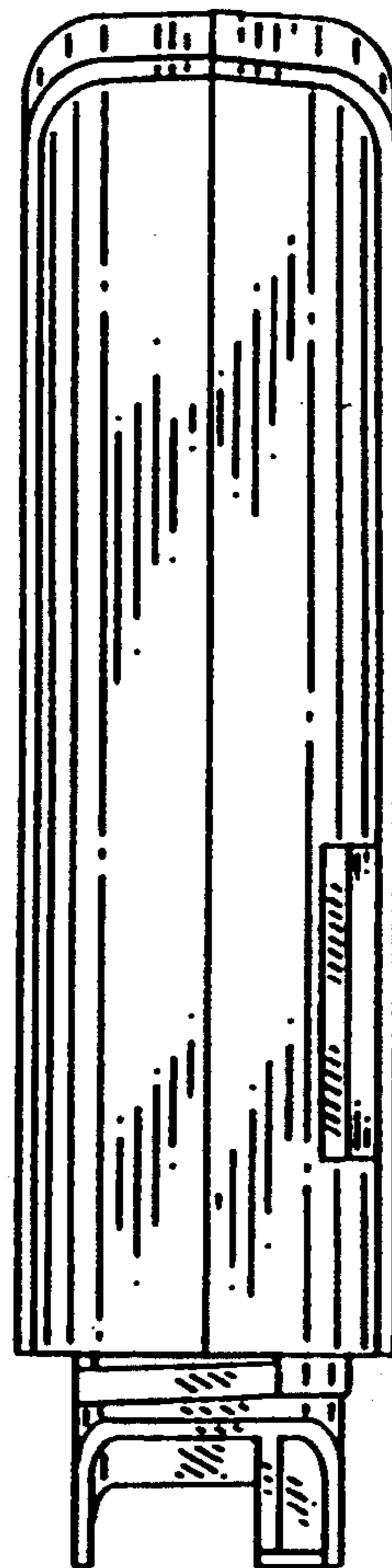


FIG. 8