

US00D362460S

United States Patent [19]

[11] Patent Number: **Des. 362,460**

Young

[45] Date of Patent: **** Sep. 19, 1995**

[54] **WRITING INSTRUMENT**

[76] Inventor: **Brian Q. Young**, P.O. Box 862469,
Los Angeles, Calif. 90086-2469

[**] Term: **14 Years**

[21] Appl. No.: **18,046**

[22] Filed: **Jan. 28, 1994**

[52] U.S. Cl. **D19/48; D19/51;**
D19/56; D19/57

[58] Field of Search **D19/35, 36, 41-51,**
D19/54-58, 81-85; 401/99, 100, 103, 104, 209,
6, 7, 88

[56] **References Cited**

U.S. PATENT DOCUMENTS

- D. 149,672 5/1948 Phillips D19/48 X
- D. 179,449 12/1956 Harper et al. D19/48
- D. 265,212 6/1982 Spiegel D19/47

- D. 303,549 9/1989 Horntrich D19/48
- D. 312,478 11/1990 Lecce D19/56 X
- D. 323,852 2/1992 Gomez D19/48
- D. 333,677 3/1993 Giralt D19/51 X
- D. 339,607 9/1993 White et al. D19/48

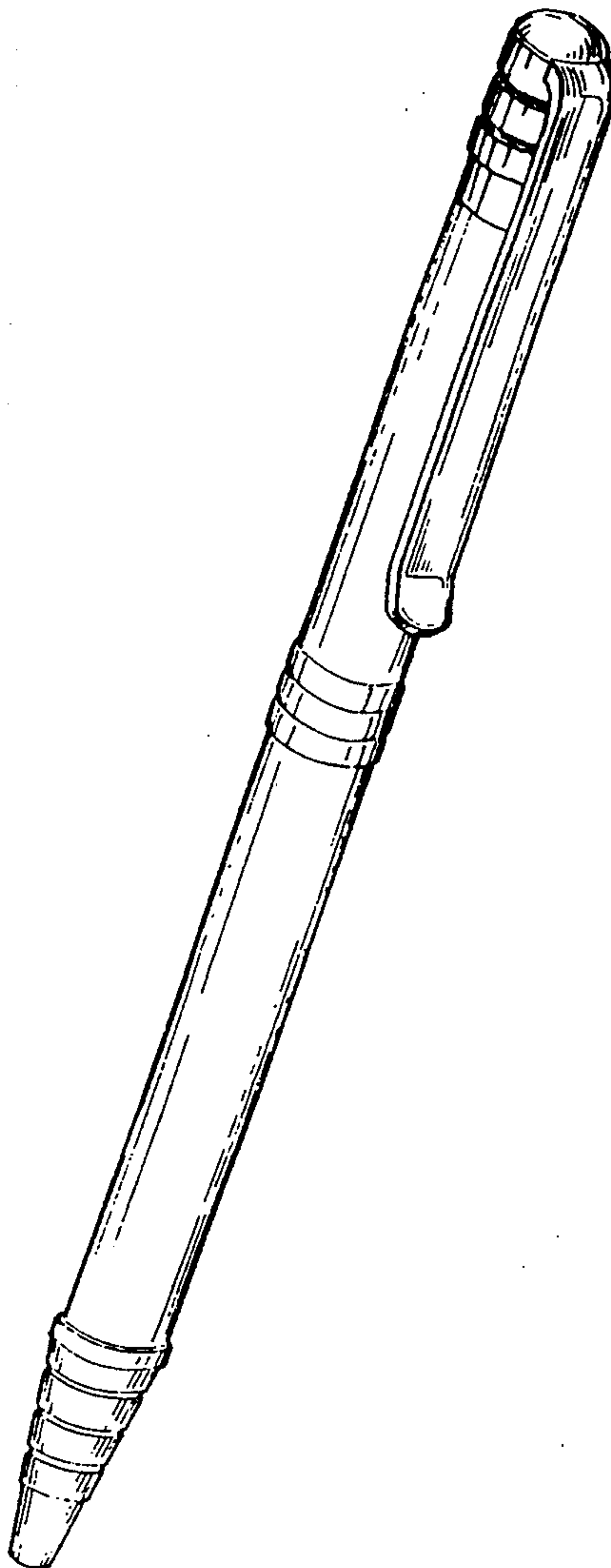
Primary Examiner—Martie Thompson

[57] **CLAIM**

The ornamental design for a writing instrument, as shown and described.

DESCRIPTION

FIG. 1 is a front perspective view of a writing instrument showing my new design in an exploded condition; FIG. 2 is a front perspective view thereof; FIG. 3 is a rear elevational view thereof; FIG. 4 is a front elevational view thereof; FIG. 5 is a left side elevational view, the right side being a mirror image thereof; FIG. 6 is a top plan view thereof; and, FIG. 7 is a bottom plan view thereof.



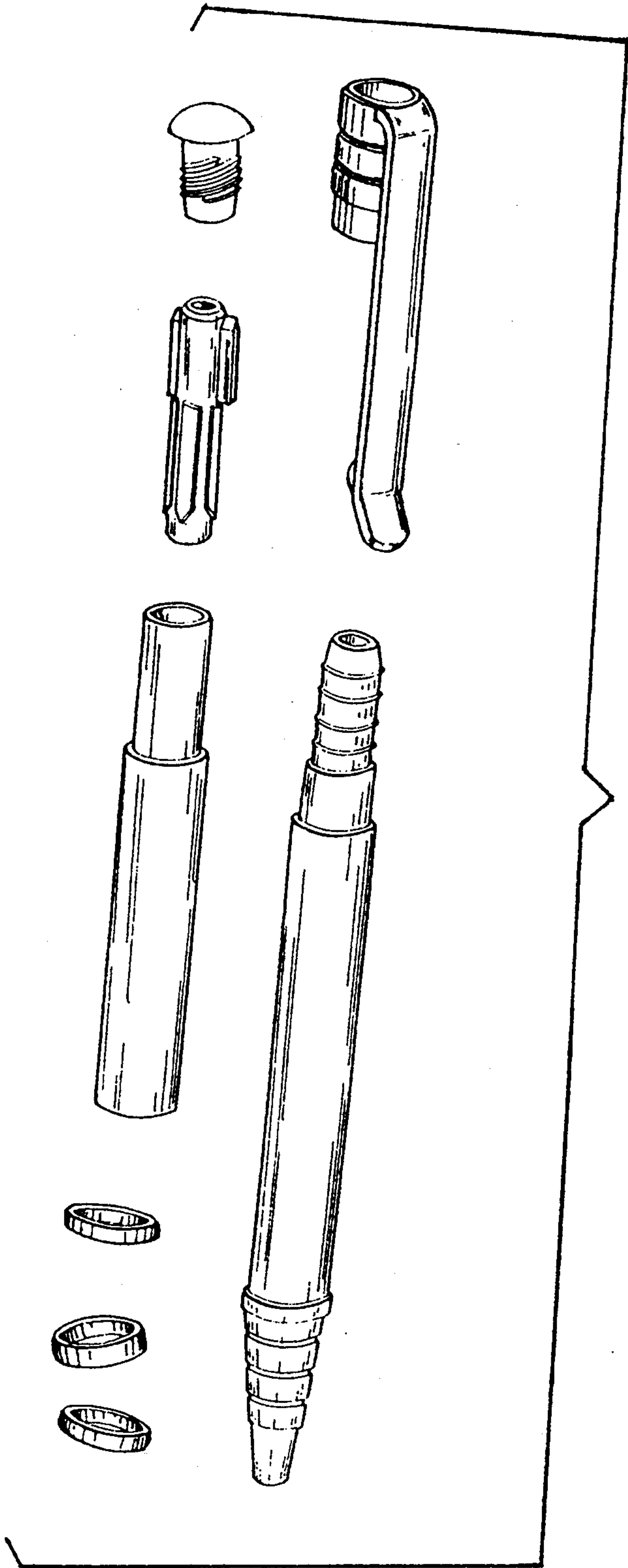


FIG. 1

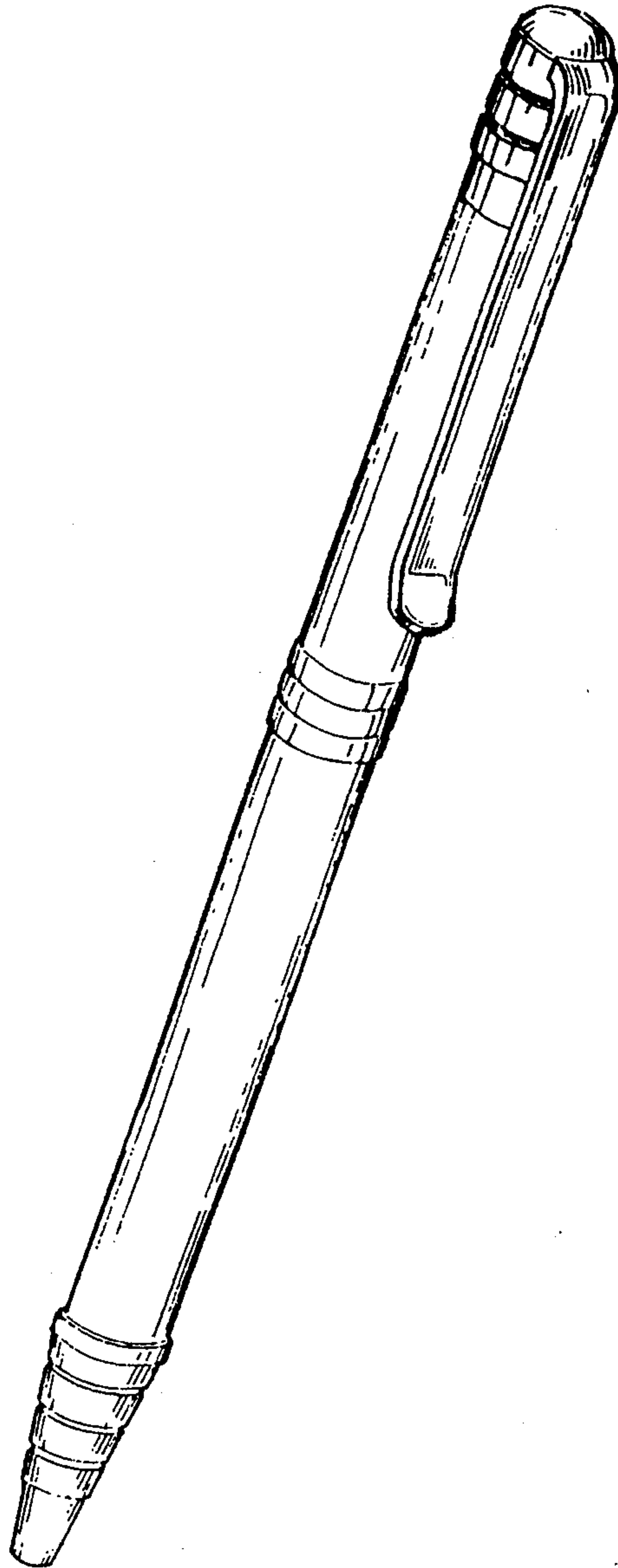


FIG. 2



FIG. 7

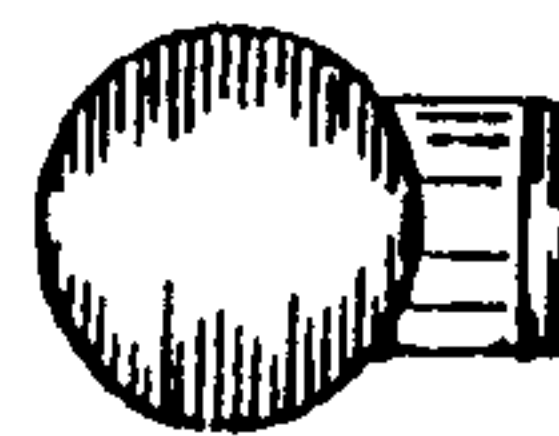


FIG. 6

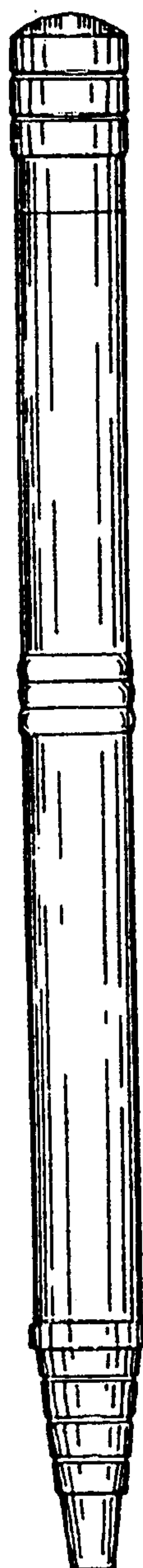


FIG. 3




FIG. 4




FIG. 5