



US00D362434S

# United States Patent [19]

[11] Patent Number: **Des. 362,434**

Abell, Jr. et al.

[45] Date of Patent: **\*\* Sep. 19, 1995**

[54] **ADJUSTABLE KEYBOARD FOR A PERSONAL COMPUTER**

[75] Inventors: **William A. Abell, Jr.,** Wilmore, Ky.; **David C. Bishop,** Cincinnati, Ohio; **Edwin T. Coleman, III,** Versailles, Ky.; **John M. Huellemeier,** Georgetown, Ky.; **Charles H. Lingle,** Nicholasville, Ky.; **Peter J. Mendel,** Lexington, Ky.; **Kenneth H. Mimplitch,** Lexington, Ky.; **Edward E. Pollard,** Lexington, Ky.; **Steven A. Silverstein,** Nashville, Tenn.

[73] Assignee: **Lexmark International, Inc.,** Greenwich, Conn.

[\*\*] Term: **14 Years**

[21] Appl. No.: **23,613**

[22] Filed: **May 27, 1994**

[52] U.S. Cl. .... **D14/115**

[58] Field of Search ..... **D14/100, 101, 106, 115; D18/1, 2, 7, 11, 12; 235/145 A, 145 R; 200/5 A, 5 R, 6 A, 6 R; 345/167, 168, 160; 341/22, 23; 364/708.1; 400/472, 479, 484-486, 488, 489, 682**

[56] **References Cited**

### U.S. PATENT DOCUMENTS

- D. 344,724 3/1994 Pangburn ..... D14/115
- D. 348,453 7/1994 Riley et al. .... D14/115
- D. 348,877 7/1994 Lichtenberg ..... D14/115
- D. 354,279 1/1995 Ciccone ..... D14/115

*Primary Examiner*—Freda S. Nunn  
*Attorney, Agent, or Firm*—John J. McArdle, Jr.

### [57] CLAIM

The ornamental design for an adjustable keyboard for a personal computer, as shown and described.

### DESCRIPTION

FIG. 1 is a top plan view of an adjustable keyboard for a personal computer showing our new design; FIG. 2 is a front elevational view thereof; FIG. 3 is a right side elevational view thereof; FIG. 4 is a left side elevational view thereof; FIG. 5 is a rear elevational view thereof; FIG. 6 is a bottom plan view thereof; FIG. 7 is a top, front, left side perspective view of the embodiment with the two segments adjacent each other; and, FIG. 8 is a top, front, left side perspective view of the embodiment with the two segments split from each other.







FIG. 1






FIG. 2






FIG. 3

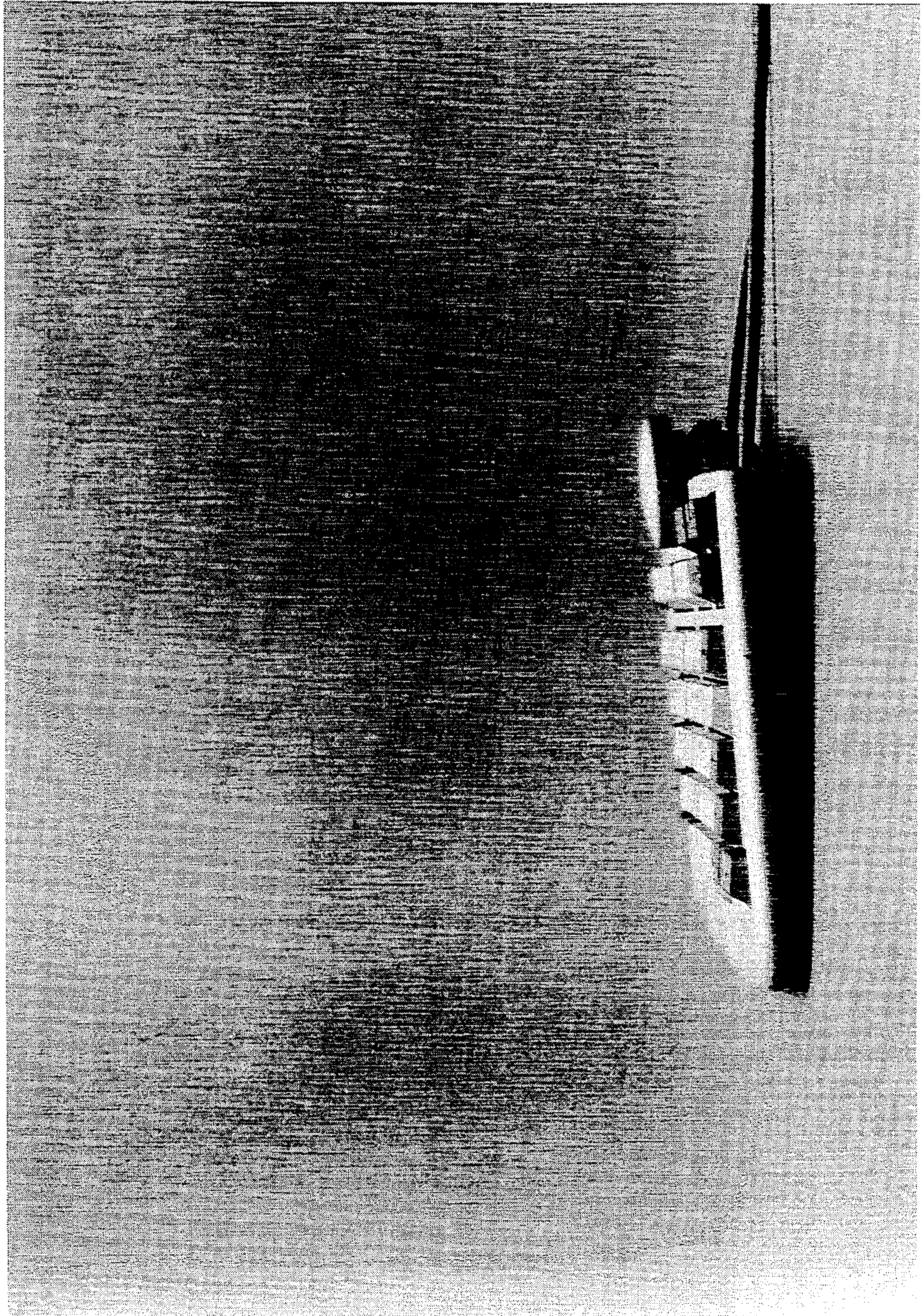




FIG. 4






FIG. 5

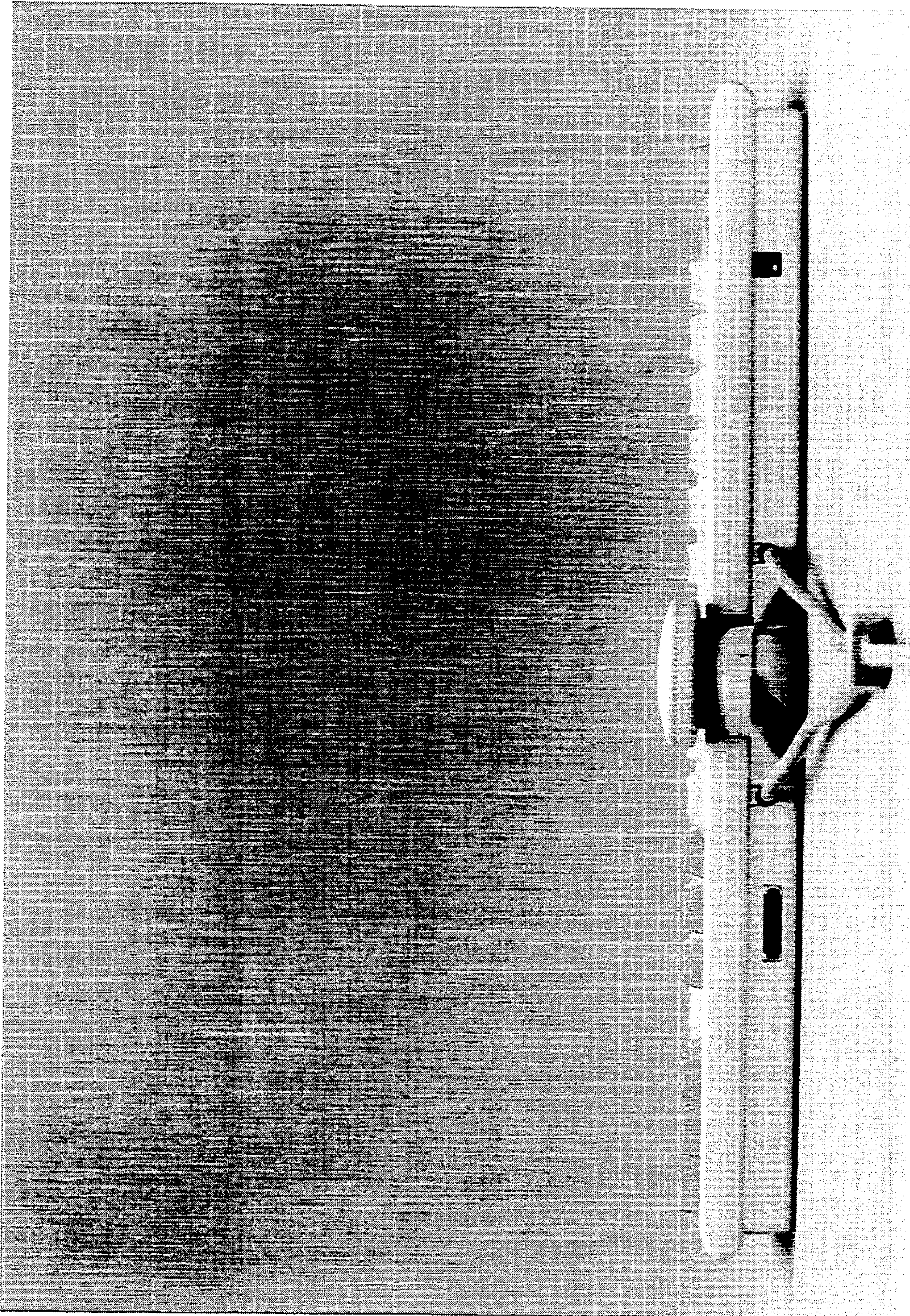




FIG. 6






FIG. 7






FIG. 8

