



US00D362422S

United States Patent [19]

[11] Patent Number: Des. 362,422

Stanesic

[45] Date of Patent: ** Sep. 19, 1995

[54] AUTOMOTIVE WINDSHIELD VISOR WITH SUNSHIELD INSERT

4,966,404	10/1990	Lund	296/95.1
5,108,142	4/1992	Lund	296/95.1
5,112,095	5/1992	Lund et al.	296/91
5,130,906	7/1992	Lund	362/80.1

[75] Inventor: John M. Stanesic, Johnston, Iowa

[73] Assignee: DFM Corporation, Urbandale, Iowa

[**] Term: 14 Years

FOREIGN PATENT DOCUMENTS

487922 7/1952 Canada .

[21] Appl. No.: 21,294

OTHER PUBLICATIONS

[22] Filed: Apr. 14, 1994

JC Whitney & Co Catalog No 540j, ©1992 pp. 94 & 95 the fiberglass sun visors custom fit for pickups, vans & sport vehicles.

[52] U.S. Cl. D12/191

[58] Field of Search D12/191, 181, 190; 296/95.1, 97.1, 97.4, 97.6, 97.7, 97.8, 97.9; 160/DIG. 3

Primary Examiner—A. Hugo Word
Assistant Examiner—M. Brown
Attorney, Agent, or Firm—Zarley, McKee, Thomte, Voorhees & Sease

[56] References Cited

U.S. PATENT DOCUMENTS

D. 154,735	8/1949	Arbib	D14/6
D. 155,030	8/1949	Oswald	D14/6
D. 273,672	5/1984	Lund	D12/191
D. 288,309	2/1987	Lund	D12/191
D. 288,310	2/1987	Lund	D12/191
D. 291,295	8/1987	Lund	D12/191
D. 301,028	5/1989	Buck	D12/191
D. 303,239	9/1989	Gempel et al.	D12/191
D. 303,948	10/1989	Bonstead et al.	D12/191
D. 312,238	11/1990	Lund	D12/191
D. 319,209	8/1991	Miller et al.	D12/191
D. 328,274	7/1992	Lund	D12/181
D. 329,630	9/1992	Lund et al.	D12/181
D. 330,003	10/1992	Lund	D12/191
D. 330,359	10/1992	Addeo et al.	D12/191
D. 330,533	10/1992	Orth, Sr. et al.	D12/191
D. 330,534	10/1992	Fink	D12/191
2,599,809	6/1952	Branch	296/95
2,681,700	6/1954	Krusemark	160/222
2,687,328	8/1954	Dieterich	296/95
3,424,490	1/1969	Francis	296/95
4,842,320	6/1989	Kingsley	296/95.1

[57] CLAIM

The ornamental design for a automotive windshield visor with sunshield insert, as shown and described.

DESCRIPTION

FIG. 1 is a perspective view of an automotive windshield visor with sunshield insert showing my new design, the broken lines are for illustrative purposes only and form no part of the claimed design;

FIG. 2 is an elevated perspective view of the visor;

FIG. 3 is an elevated side view of the visor;

FIG. 4 is a top plan view of the visor;

FIG. 5 is a front view of the visor;

FIG. 6 is a rear view of the visor;

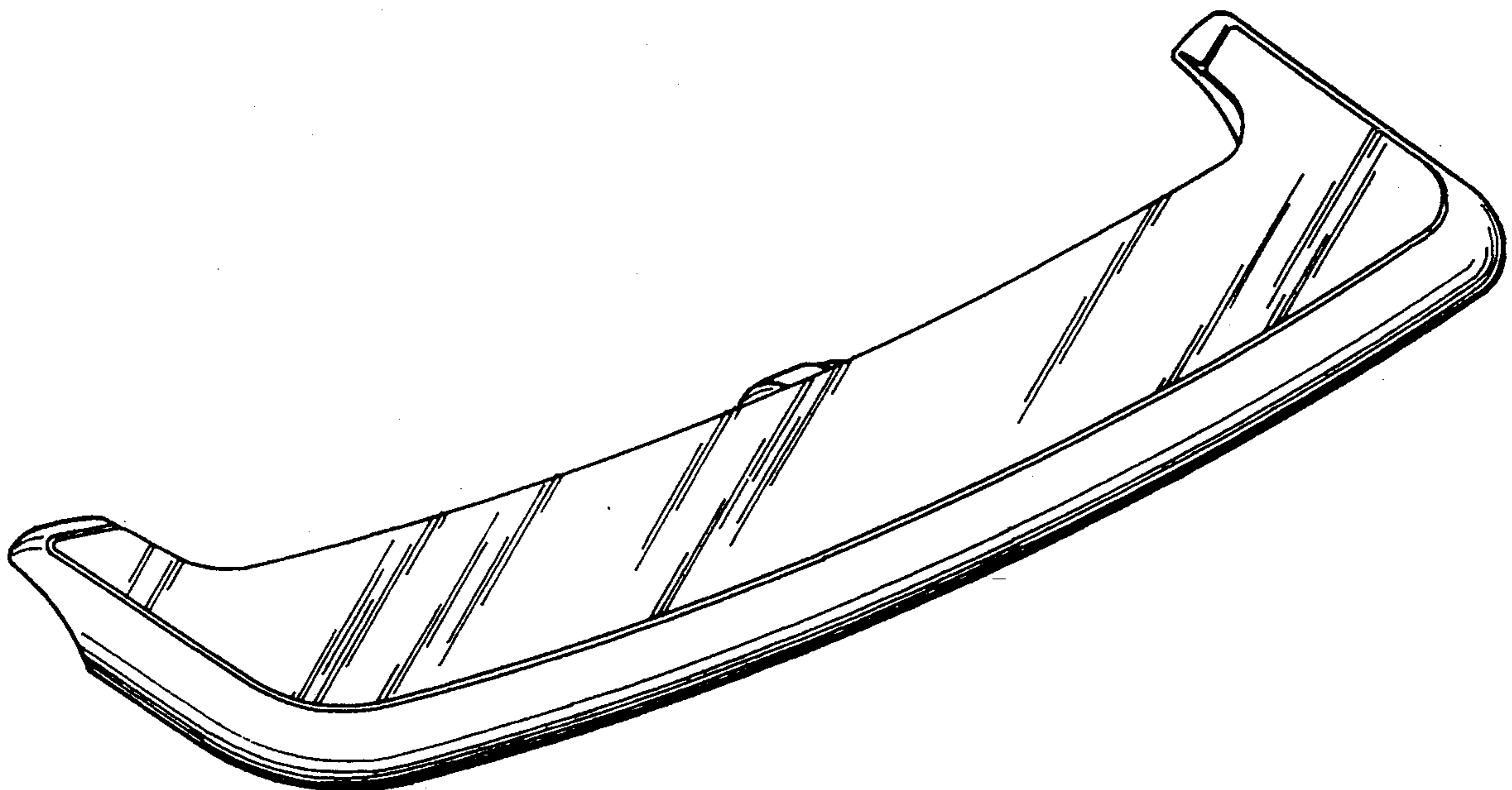
FIG. 7 is a bottom plan view of the visor;

FIG. 8 is a perspective view of an automotive windshield visor with sunshield insert showing a second embodiment of my new design;

FIG. 9 is a top plan view of FIG. 8;

FIG. 10 is a bottom plan view of FIG. 8; and,

FIG. 11 is a rear view of FIG. 8.






Fig. 1

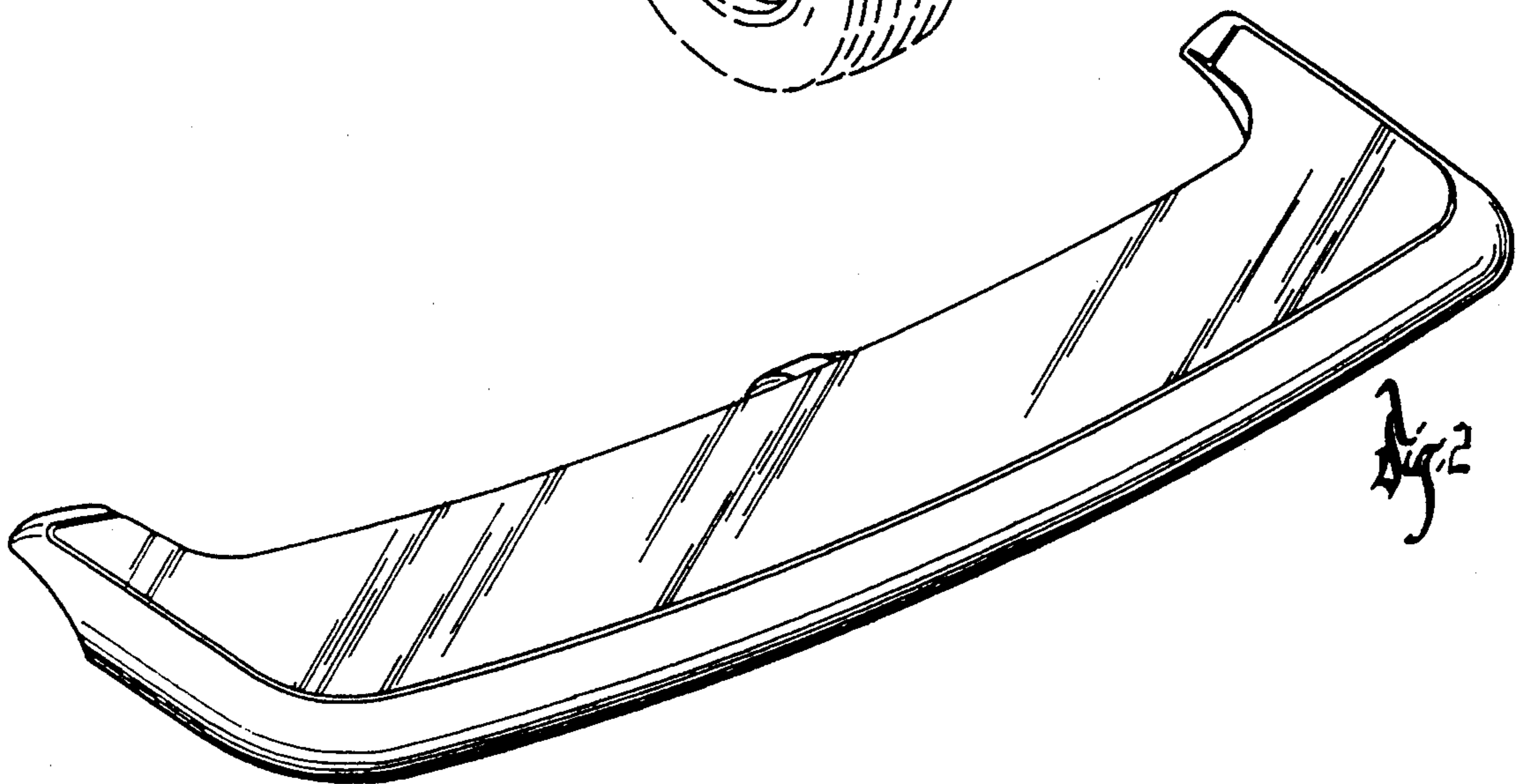


Fig. 2




Fig. 3

