



US00D362414S

United States Patent [19]

[11] Patent Number: **Des. 362,414**

Takimoto

[45] Date of Patent: **** Sep. 19, 1995**

[54] **BUCKLE FOR CARGO STRAPS**
 [75] Inventor: **Kazuhide Takimoto, Tokyo, Japan**
 [73] Assignee: **Takigen Manufacturing Co. Ltd., Tokyo, Japan**
 [**] Term: **14 Years**
 [21] Appl. No.: **24,987**
 [22] Filed: **Jun. 24, 1994**

3,147,530 9/1964 Goldman D11/216
 3,157,929 11/1964 Warner et al. D11/216
 3,255,502 6/1966 Hollins 26/637
 4,843,688 7/1989 Ikeda 24/170

Primary Examiner—Ralf Seifert
Attorney, Agent, or Firm—Martin Smolowitz

[30] Foreign Application Priority Data

Dec. 9, 1993 [JP] Japan 5-37291
 [52] U.S. Cl. **D11/216**
 [58] Field of Search D11/200-220;
 24/170, 68 SB, 69 R, 69 J, 69 CT, 68 T, 68 E,
 68 CD, 68 R, 68 SC

[57] CLAIM

The ornamental design of a buckle for cargo straps, as shown and described.


DESCRIPTION

FIG. 1 is a front view of the buckle for cargo straps showing my new design;
 FIG. 2 is a rear view thereof;
 FIG. 3 is a left side view thereof;
 FIG. 4 is a right side view thereof;
 FIG. 5 is a top plan view thereof;
 FIG. 6 is a bottom plan view thereof;
 FIG. 7 is a sectional view taken along the line 7—7 of FIG. 1; and,
 FIG. 8 is a sectional view taken along the line 8—8 of FIG. 3.

[56] References Cited

U.S. PATENT DOCUMENTS

D. 200,772 4/1965 Dahms D11/216
 D. 209,657 12/1967 Barcus D11/216
 D. 215,195 9/1969 Kregel D11/216






FIG. 1

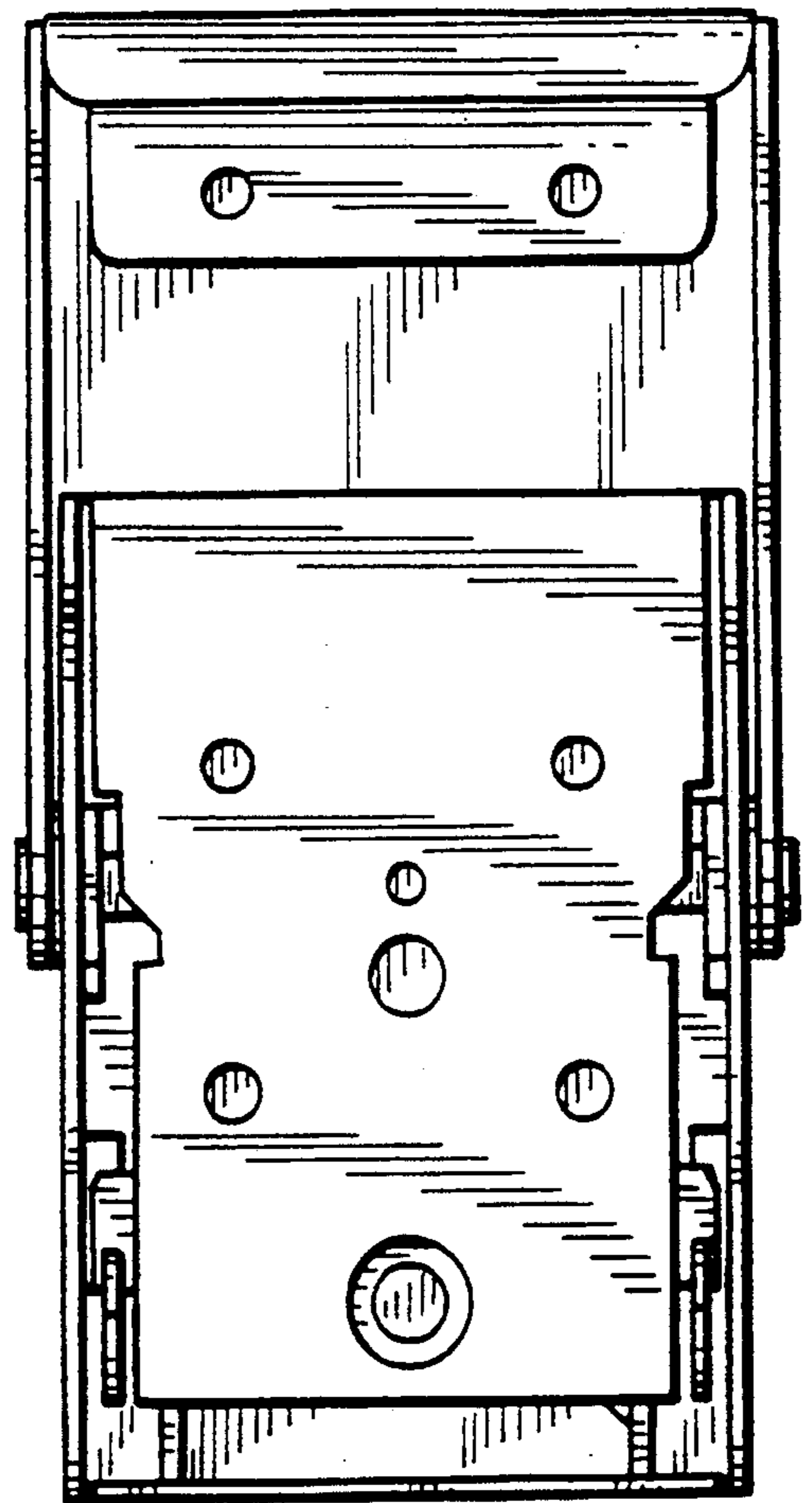


FIG. 2

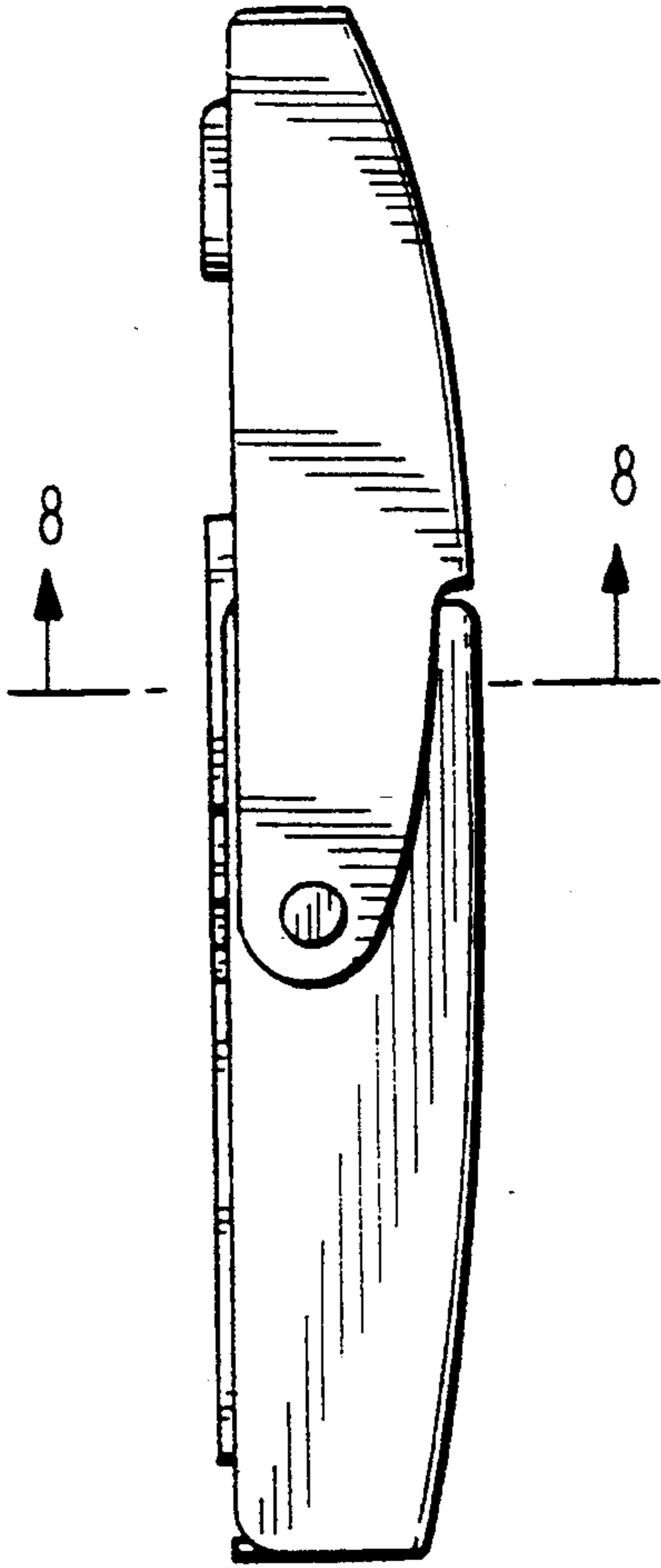


FIG. 3




FIG. 4

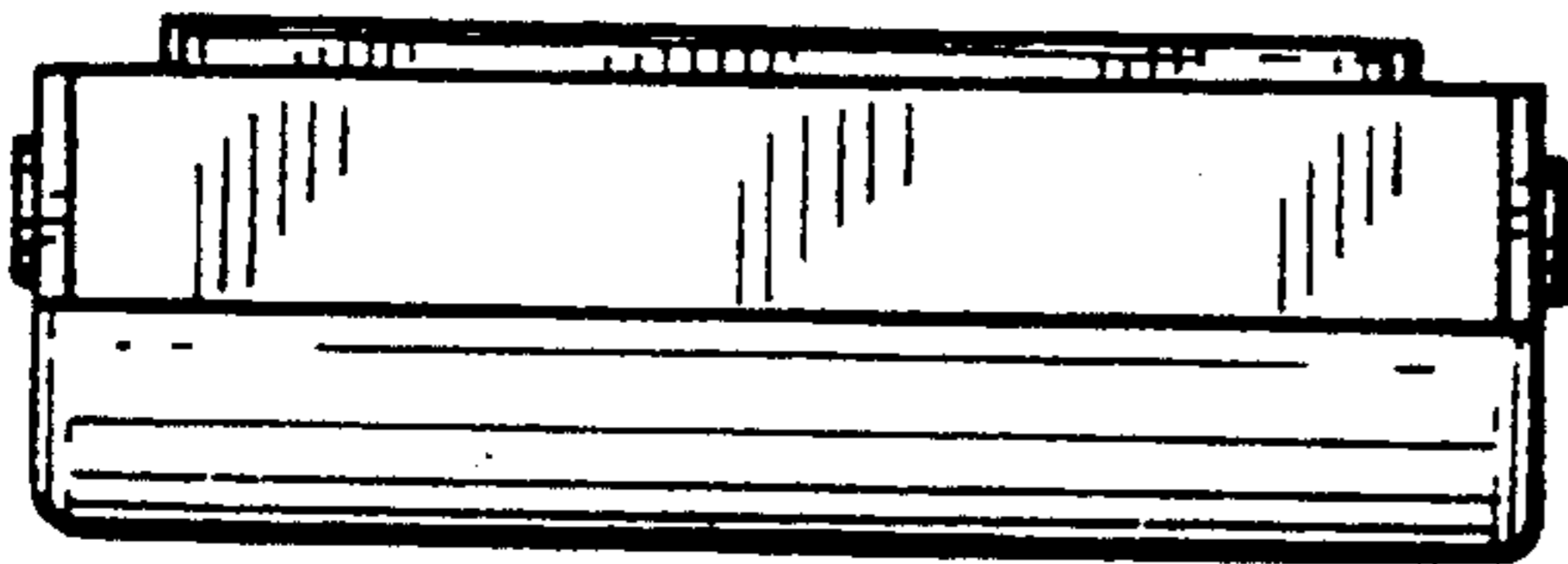


FIG. 5

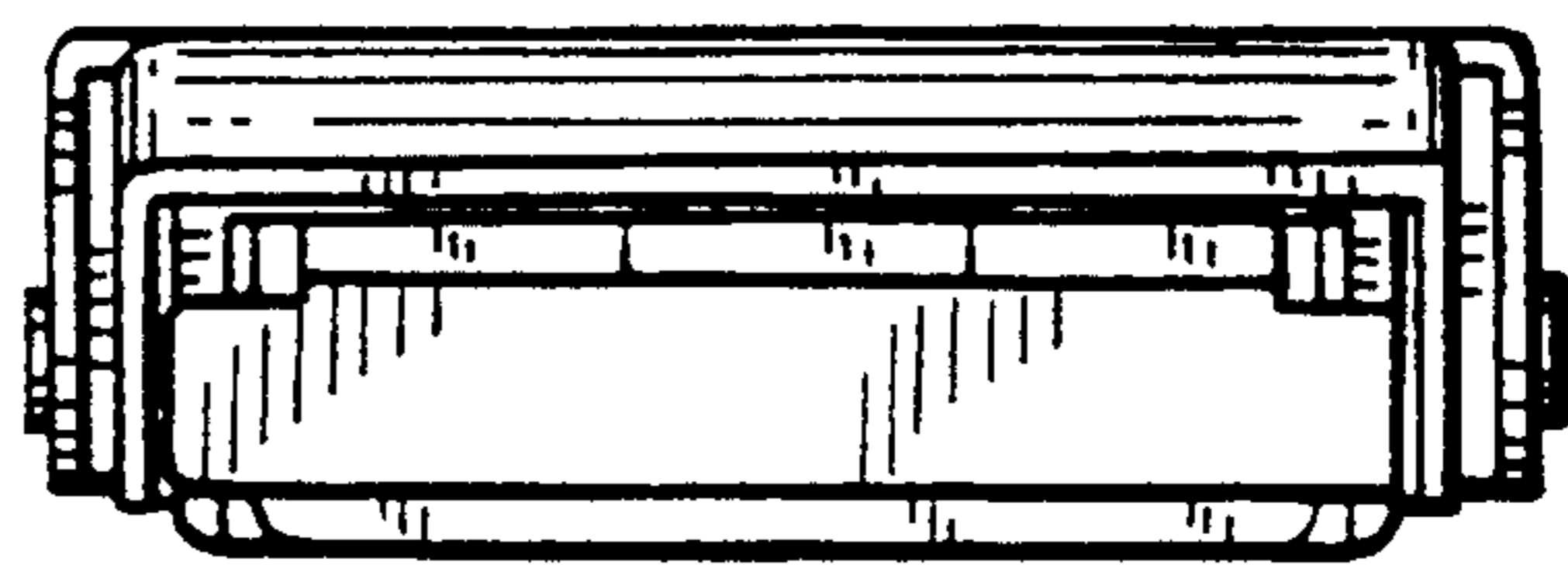


FIG. 6




FIG. 7

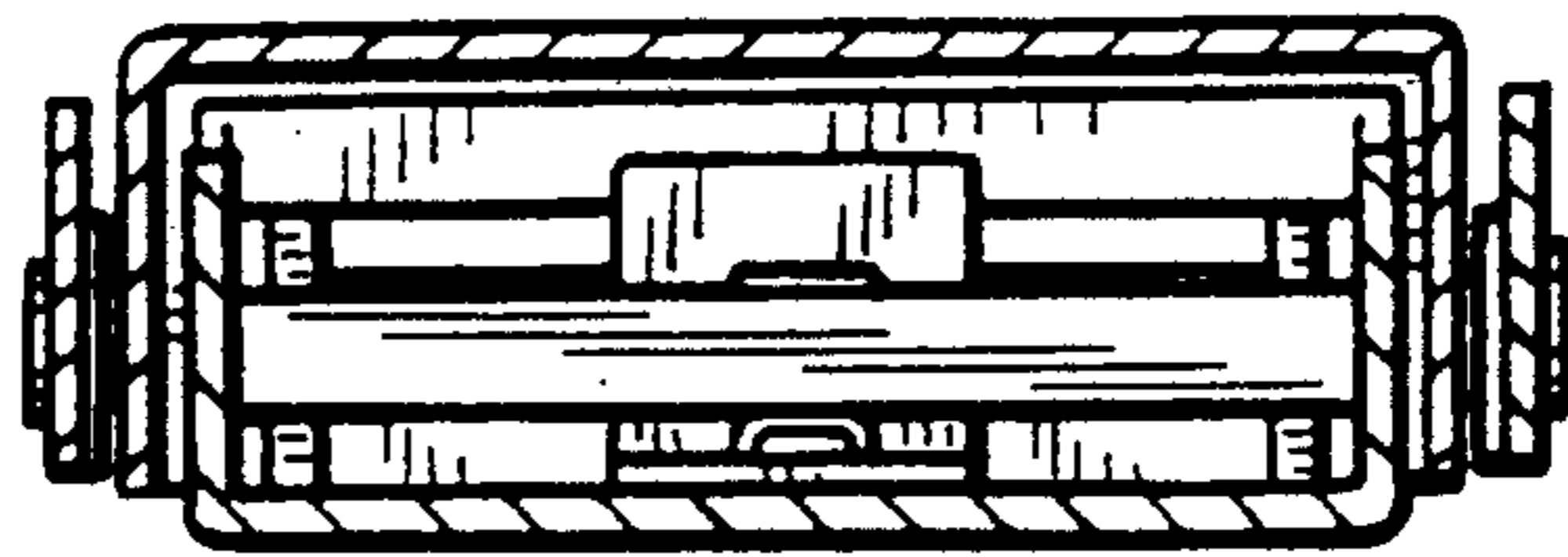


FIG. 8