



US00D362413S

# United States Patent [19]

[11] Patent Number: **Des. 362,413**

**Takimoto**

[45] Date of Patent: **\*\* Sep. 19, 1995**

- [54] **BUCKLE FOR CARGO STRAPS**
- [75] Inventor: **Kazuhide Takimoto**, Tokyo, Japan
- [73] Assignee: **Takigen Manufacturing Co., Ltd.**,  
Tokyo, Japan
- [\*\*] Term: **14 Years**
- [21] Appl. No.: **24,985**
- [22] Filed: **Jun. 24, 1994**
- [52] U.S. Cl. .... **D11/216**
- [58] Field of Search ..... **D11/200-220;**  
24/170, 68 SB, 69 R, 69 J, 69 CT, 68 T, 68 E,  
68 CD, 68 R, 68 SC

4,843,688 7/1989 Ikeda ..... 24/170  
 4,881,303 11/1989 Martini ..... 24/170

*Primary Examiner*—Ralf Seifert  
*Attorney, Agent, or Firm*—Martin Smolowitz


### [57] CLAIM

The ornamental design of a buckle for cargo straps, as shown and described.

### DESCRIPTION

FIG. 1 is a front view of the buckle for cargo straps showing my new design;  
 FIG. 2 is a rear view thereof;  
 FIG. 3 is a right side view thereof, the left side view being a mirror image of the right side;  
 FIG. 4 is a top plan view thereof;  
 FIG. 5 is a bottom plan view thereof; and,  
 FIG. 6 is sectional view taken along the line 6—6 of FIG. 1.

- [56] **References Cited**
- U.S. PATENT DOCUMENTS**
- D. 209,657 12/1967 Barcus ..... D11/216
- 3,157,929 11/1964 Warner et al. .... D11/216



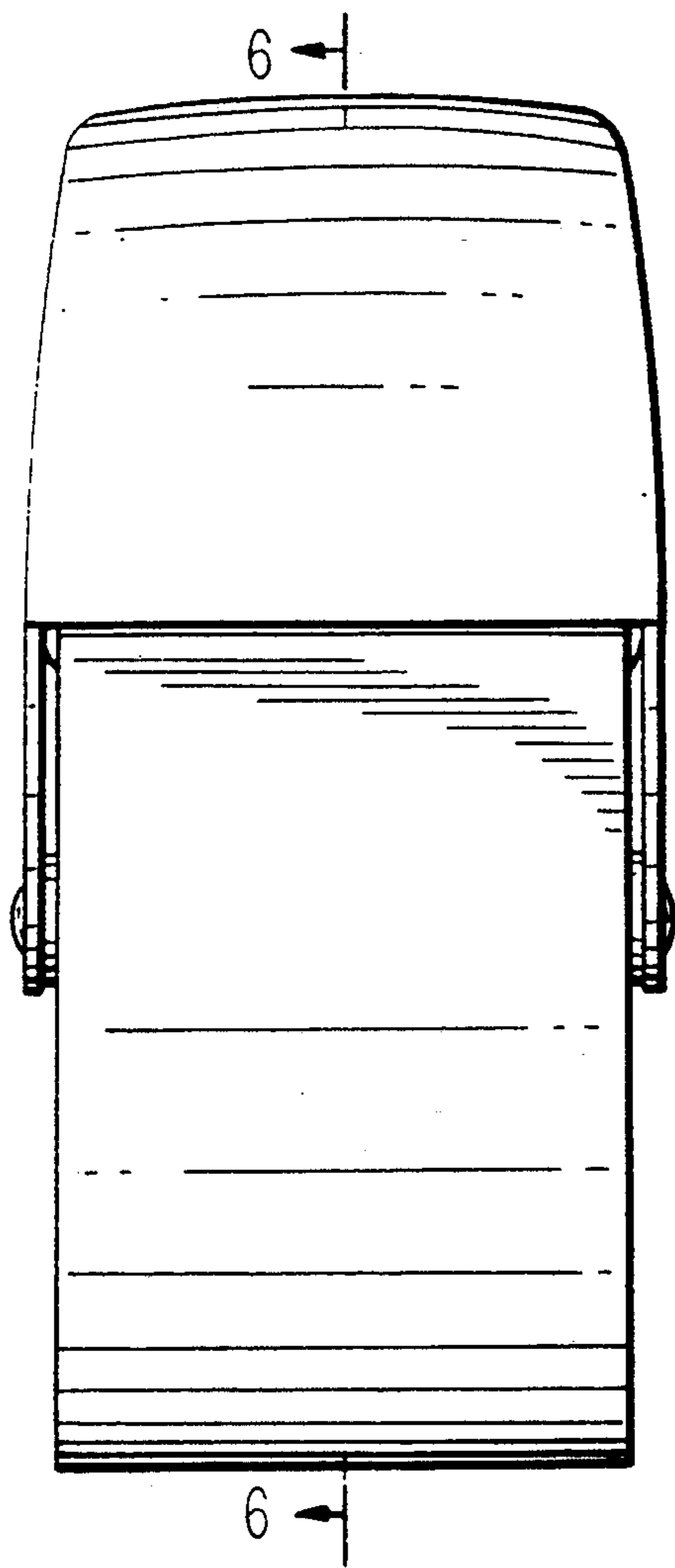


FIG. 1

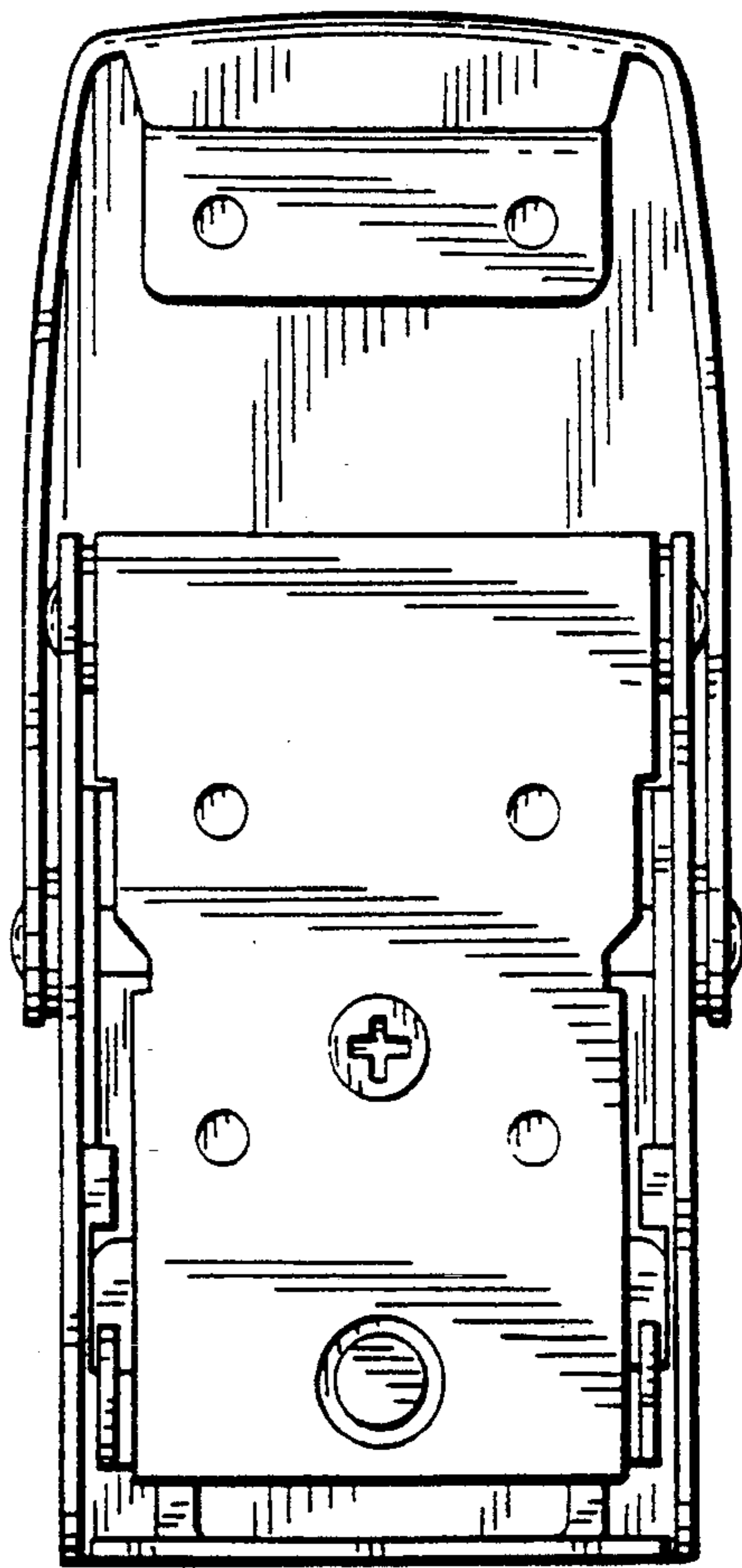
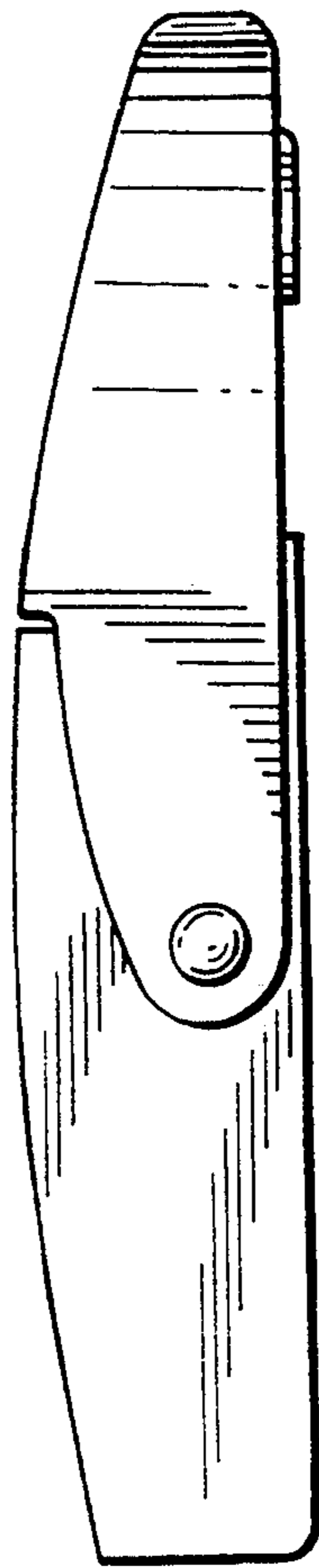
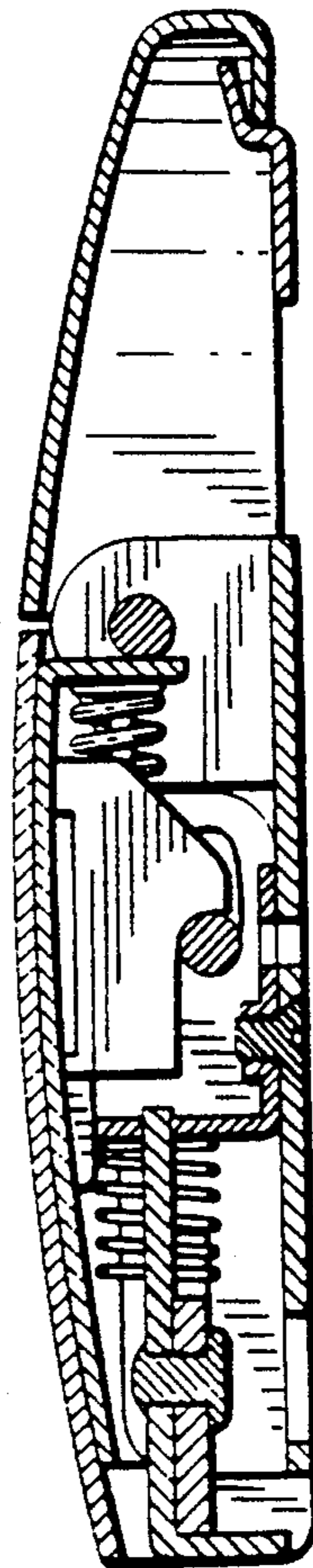



FIG. 2



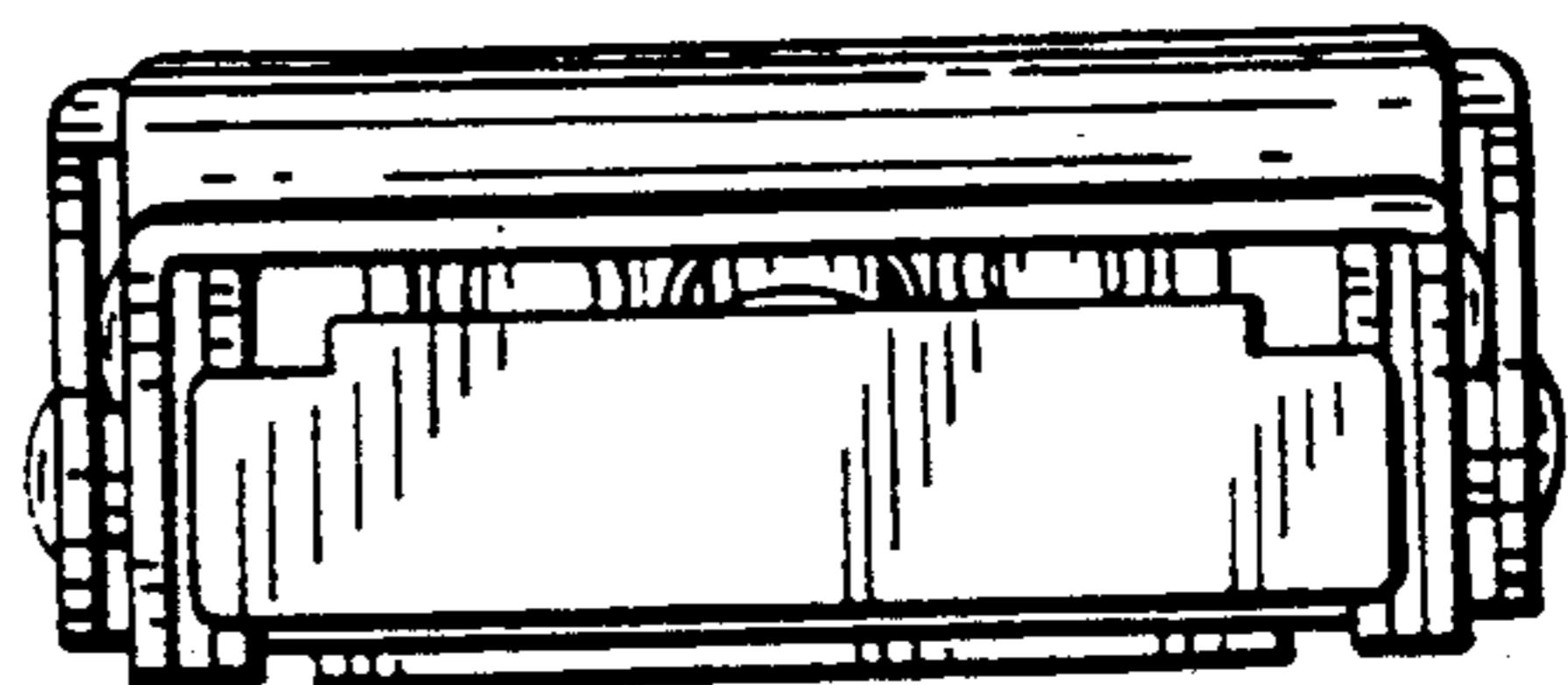
*FIG. 3*



*FIG. 6*



*FIG. 4*



*FIG. 5*