



US00D362411S

United States Patent [19]

[11] Patent Number: Des. 362,411

Doyle

[45] Date of Patent: ** Sep. 19, 1995

[54] COMBINED FLAG, MAST AND SUCTION CUP

5,176,346 1/1993 Liu .

[75] Inventor: Patrick W. Doyle, Willits, Calif.

OTHER PUBLICATIONS

[73] Assignee: Diamondback Productions, Inc., Willits, Calif.

Cataglo Page: SUCTION CUPS, Inc. for "Mount-A-Flag".

[**] Term: 14 Years

Advertisement: SUCTION CUPS, Inc. for various types of suction cups.

[21] Appl. No.: 3,135

Primary Examiner—Terry A. Wallace

Assistant Examiner—Dominic Simone

Attorney, Agent, or Firm—Hoffman, Wasson & Gitler

[22] Filed: Dec. 29, 1992

[52] U.S. Cl. D11/166

[58] Field of Search D11/166, 181, 182; 40/597; 116/173

[57] CLAIM

The ornamental design for a combined flag, mast and suction cup, as shown and described.

[56] References Cited

DESCRIPTION

U.S. PATENT DOCUMENTS

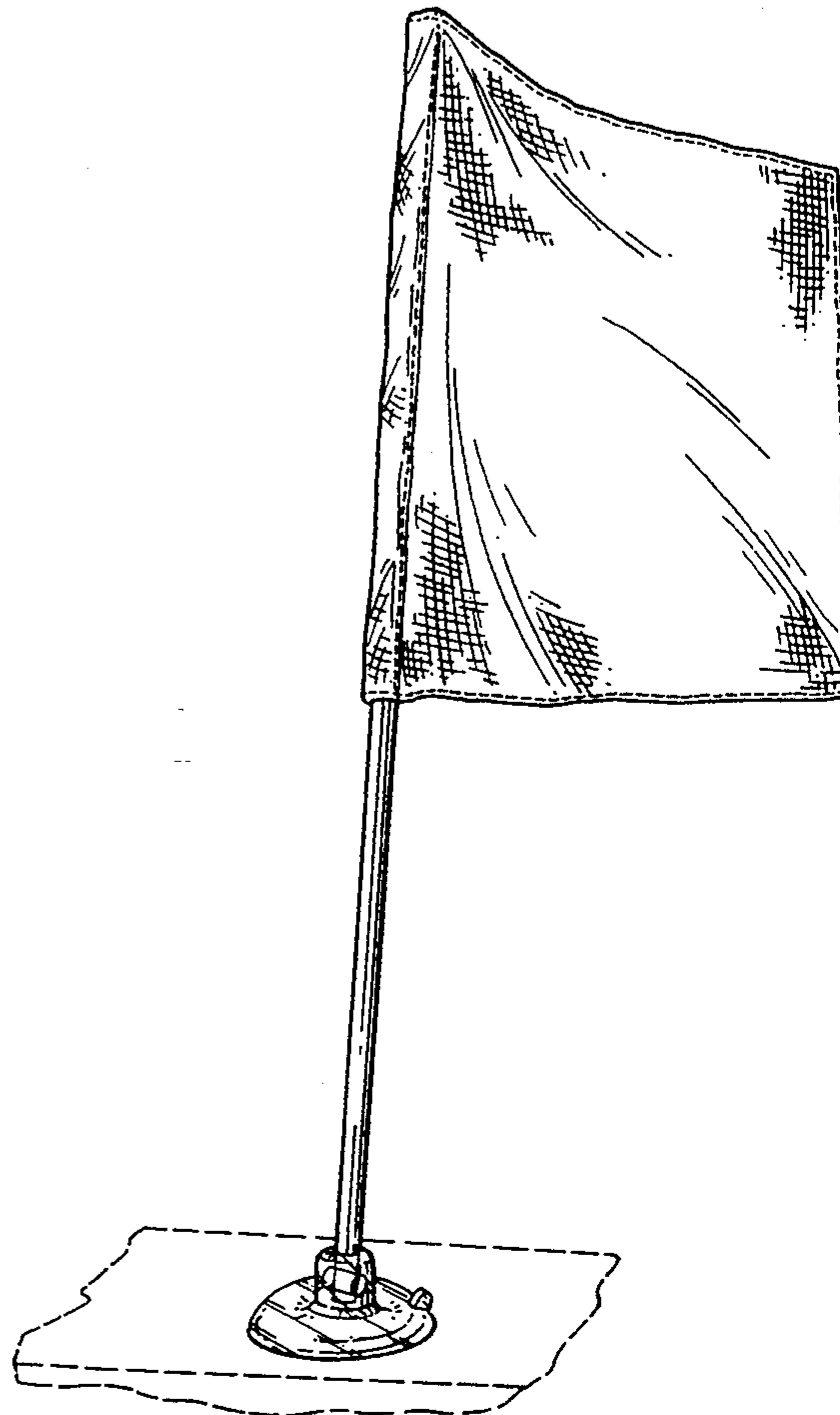

D. 2,599	3/1867	Rogers	D11/166
41,656	2/1864	Watson	.	
D. 271,190	11/1983	Dostourian	.	
D. 312,223	11/1990	Davison	.	
D. 354,712	1/1995	Moat	.	
1,743,694	3/1928	Tierney	.	
1,828,892	10/1931	Felton	.	
3,148,856	9/1964	Orlando	40/597 X
4,352,461	10/1982	Orta et al.	40/597 X
5,042,418	8/1991	Hoover et al.	.	

FIG. 1 is a front perspective view of the combined flag, mast and suction cup according to my design. The broken lines showing a mounting surface are for environmental purposes only and form no part of the claimed design;

FIG. 2 is a front perspective view thereof;

FIG. 3 is a rear perspective view thereof; and,

FIG. 4 is a front perspective view of a second embodiment of FIG. 1, the difference residing in the position of the suction cup, the mounting surface shown in broken lines is for environmental purposes only.






FIG. 1

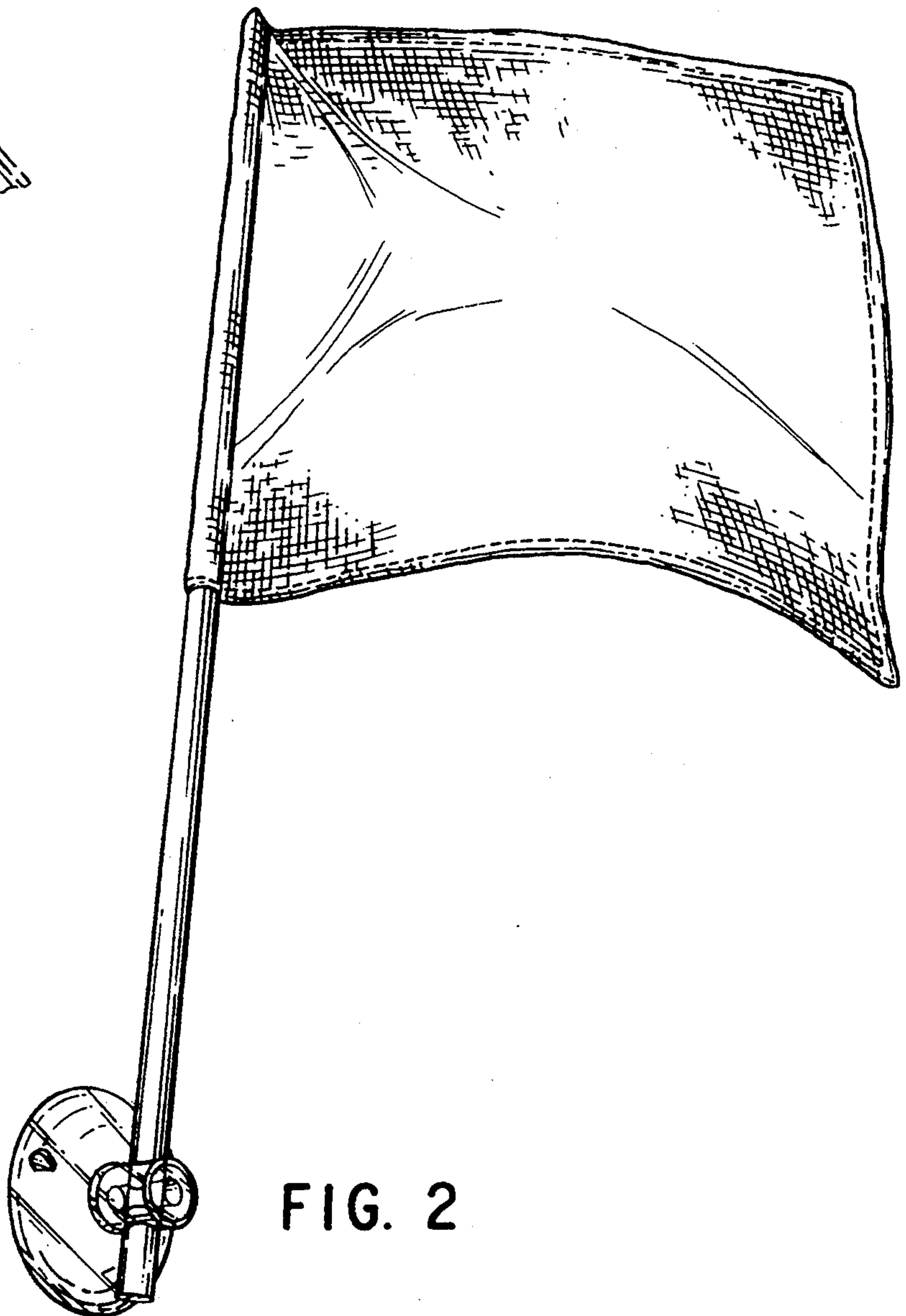


FIG. 2

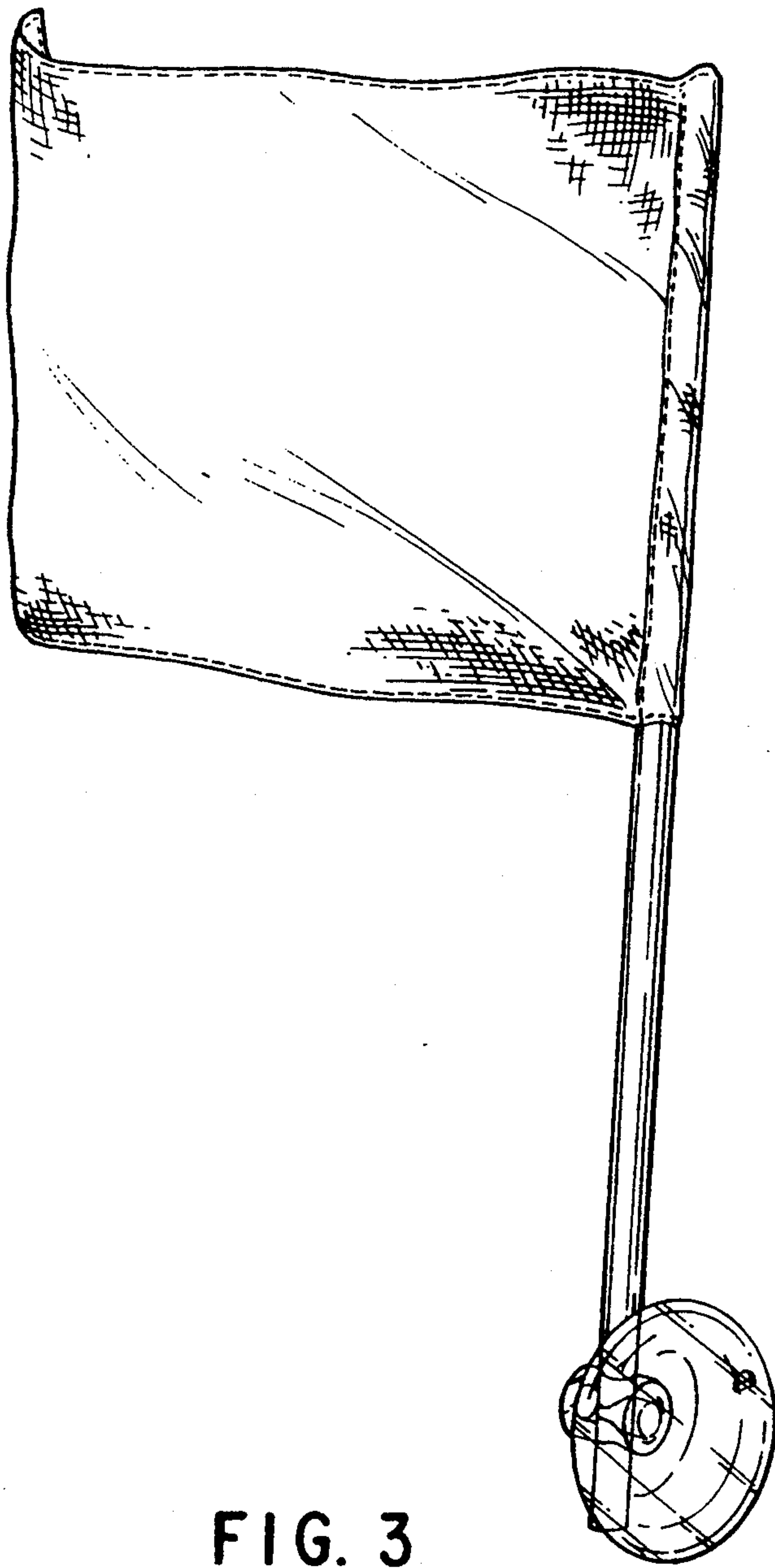


FIG. 3

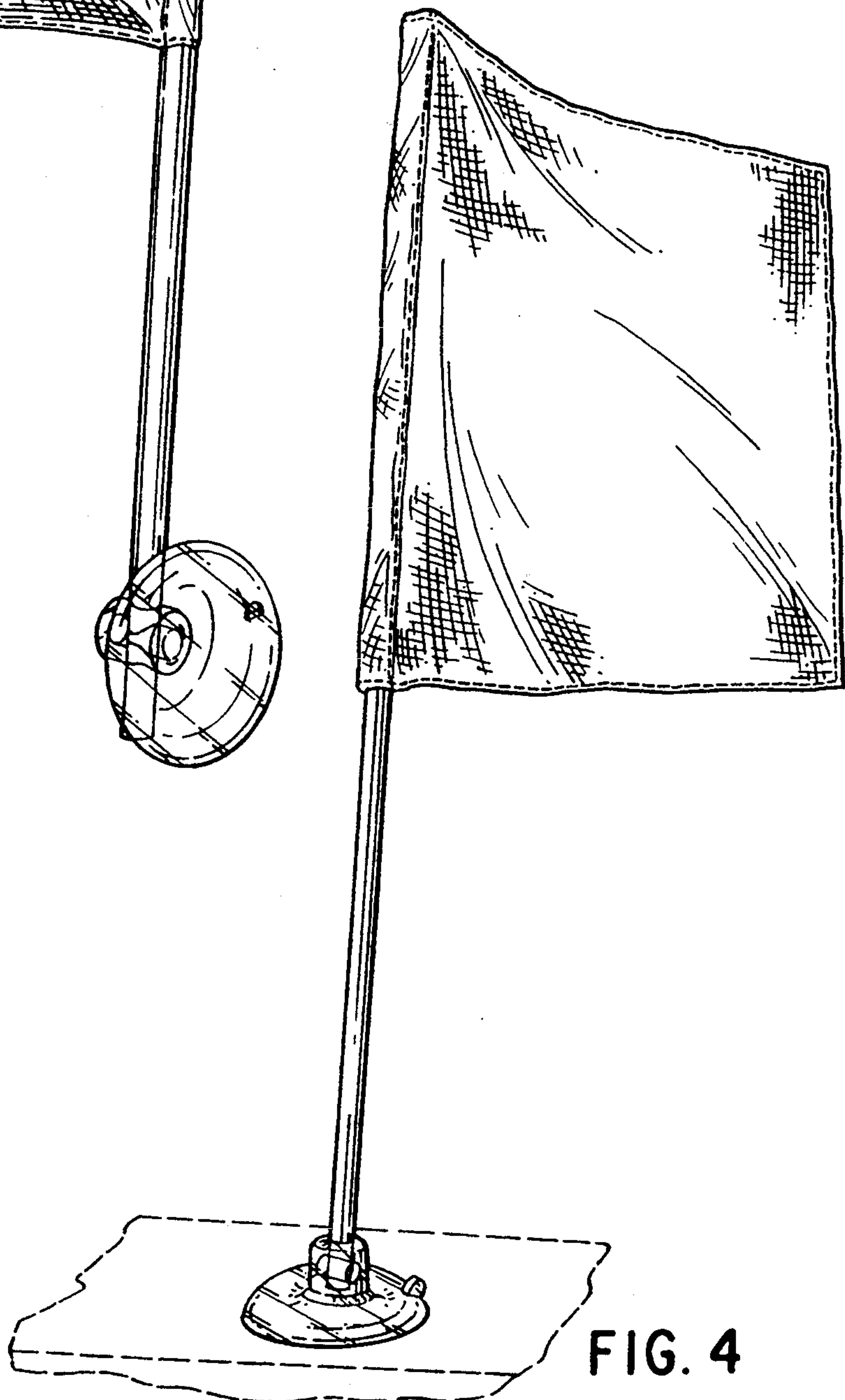


FIG. 4