



US00D362383S

# United States Patent [19]

[11] Patent Number: **Des. 362,383**

**Boelling**

[45] Date of Patent: **\*\* Sep. 19, 1995**

## [54] CORNER BRACE

[76] Inventor: **James E. Boelling**, 1223 SE. Emma Ave., Des Moines, Iowa 50315

[\*\*] Term: **14 Years**

[21] Appl. No.: **14,927**

[22] Filed: **Nov. 3, 1993**

[52] U.S. Cl. .... **D8/354**

[58] Field of Search ..... **D8/354, 349; 403/231, 403/403; 248/220.1; 52/712**

## [56] References Cited

### U.S. PATENT DOCUMENTS

D. 342,662	12/1993	Lavin, Sr. ....	D8/354
2,761,476	9/1956	Gunas .....	144/293
2,908,300	10/1959	Hahn .....	143/86
3,137,492	6/1964	Dussold .....	269/41
5,199,681	4/1993	Reidy .....	248/220.1

## OTHER PUBLICATIONS

Larson Catalog, Jul. 30, 1987, p. 29, corner brace, item No. 4422U located at left of page.

*Primary Examiner*—James M. Gandy

*Assistant Examiner*—H. Baynham

*Attorney, Agent, or Firm*—Zarley, McKee, Thomte, Voorhees & Sease

## [57] CLAIM

The ornamental design for a corner brace, as shown and described.

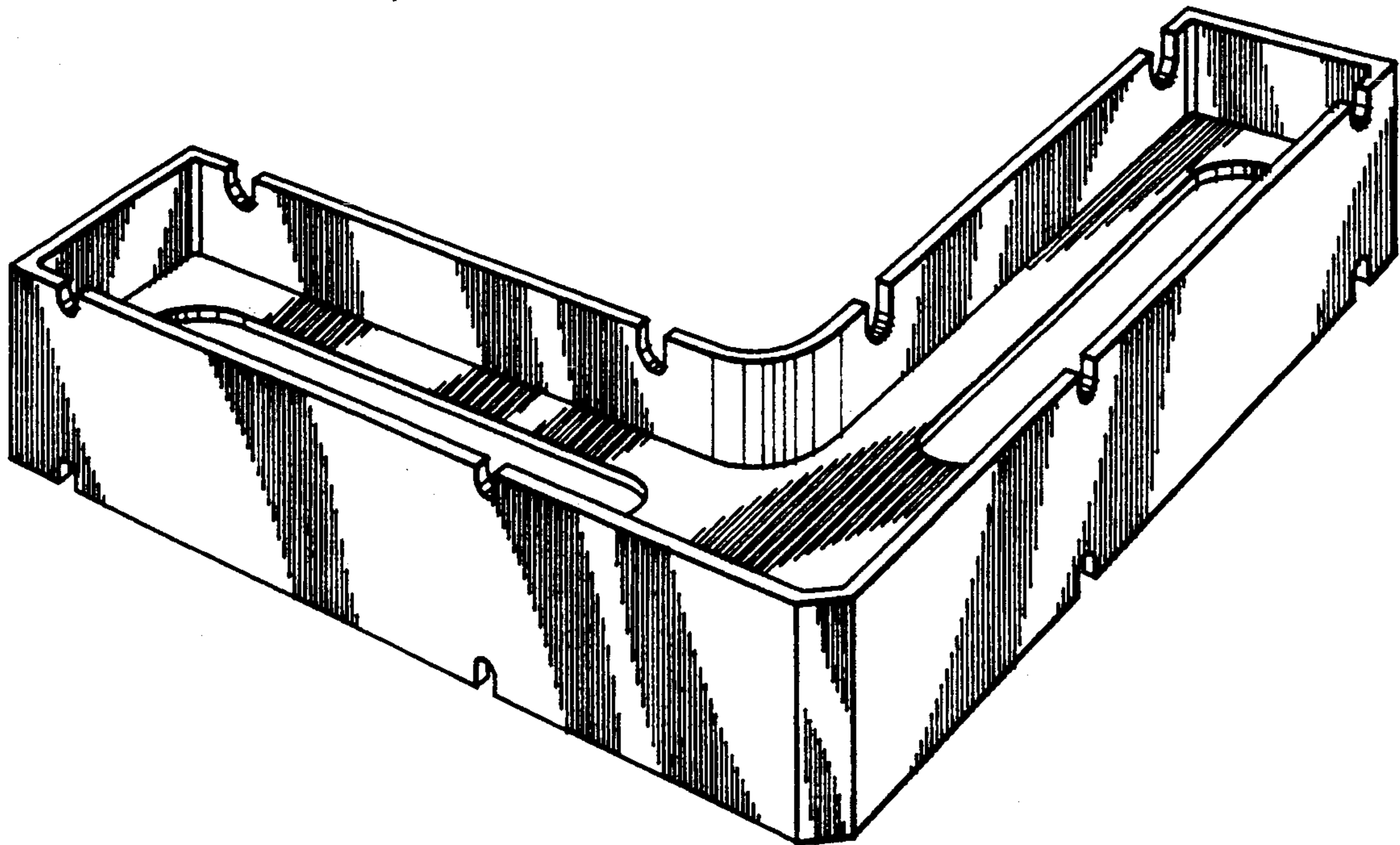
## DESCRIPTION

FIG. 1 is a perspective view of a corner brace embodying my design;

FIG. 2 is a side elevational view thereof as seen from the lower end of FIG. 4;

FIG. 3 is a side elevational view thereof as seen from the left of FIG. 4; and,

FIG. 4 is a top plan view thereof with the bottom view being a mirror image.



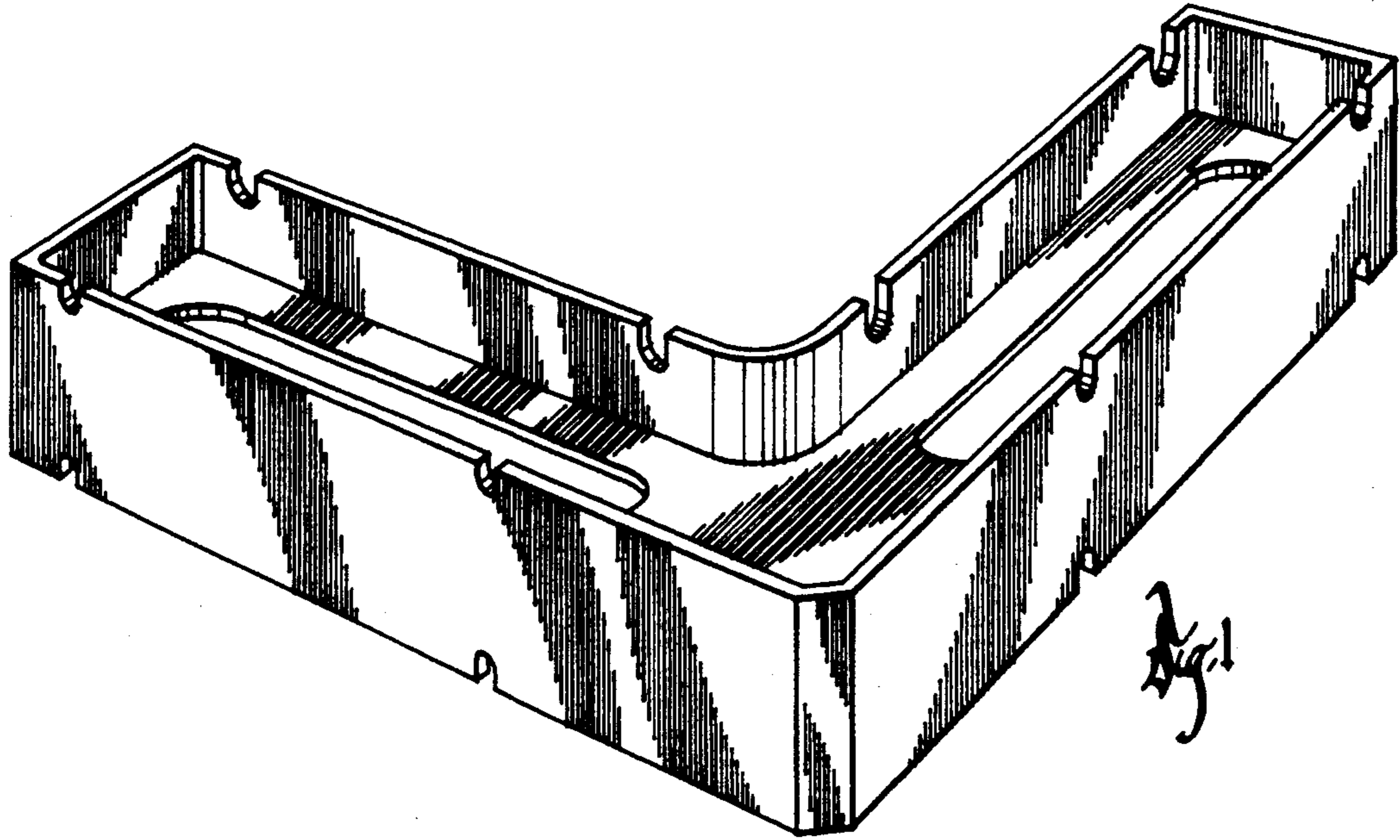


Fig. 1

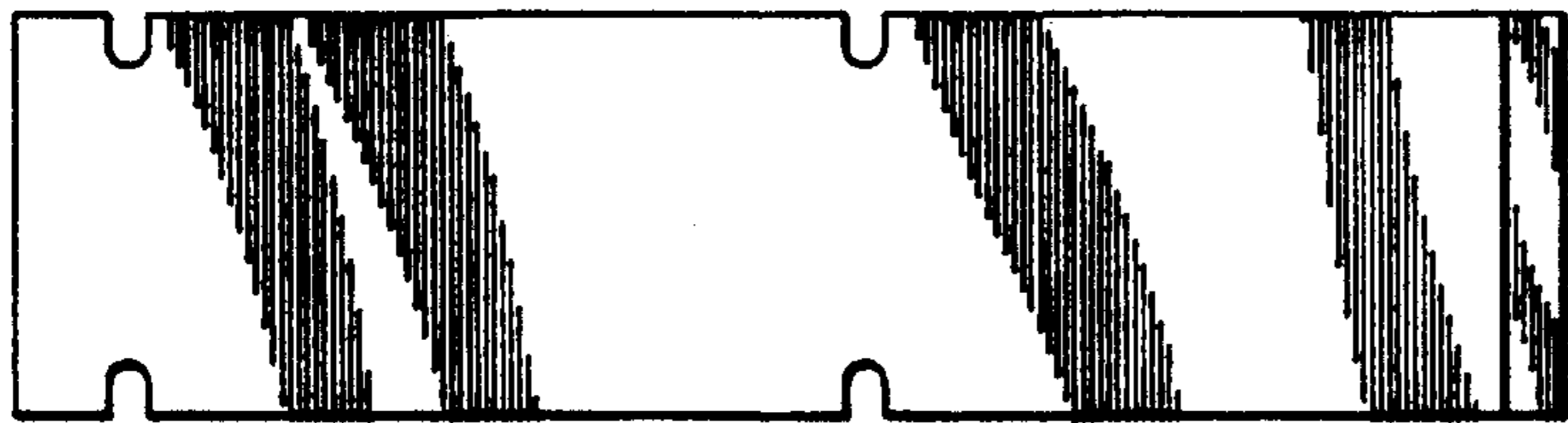


Fig. 2

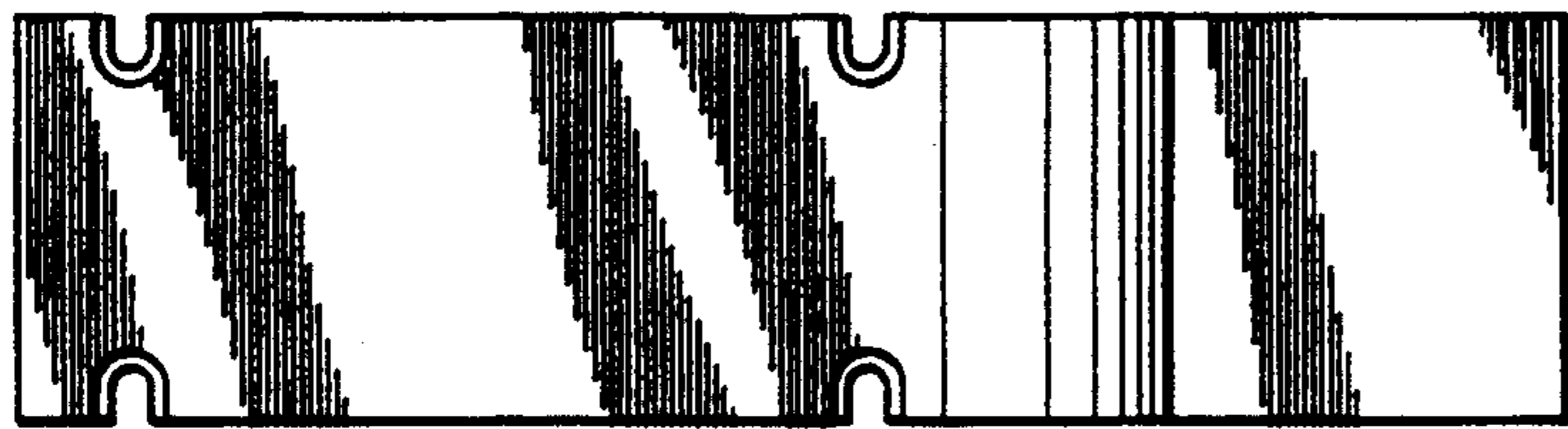


Fig. 3




Fig. 4