



US00D362372S

United States Patent [19]
Richmond

[11] **Patent Number: Des. 362,372**

[45] **Date of Patent: ** Sep. 19, 1995**

[54] **SPOON**

[75] **Inventor: Colin B. Richmond, Vernon Center, N.Y.**

[73] **Assignee: Oneida Ltd., Oneida, N.Y.**

[**] **Term: 14 Years**

[21] **Appl. No.: 26,403**

[22] **Filed: Jul. 26, 1994**

[52] **U.S. Cl. D7/659; D7/663**

[58] **Field of Search D7/642, 645, 649, 650, D7/651, 654, 659, 660, 661, 401.2, 662, 663; 30/147-150, 322, 324**

[56] **References Cited**

U.S. PATENT DOCUMENTS

D. 31,346	8/1899	Tiffany	D7/663
D. 167,490	8/1952	Van Koert	D7/663
D 177,708	5/1956	Barrera	D7/663

OTHER PUBLICATIONS

HFD-Retailing Home Furnishings; Section One; Nov. 2, 1981; p. 37; Yamazaki pattern second from left.

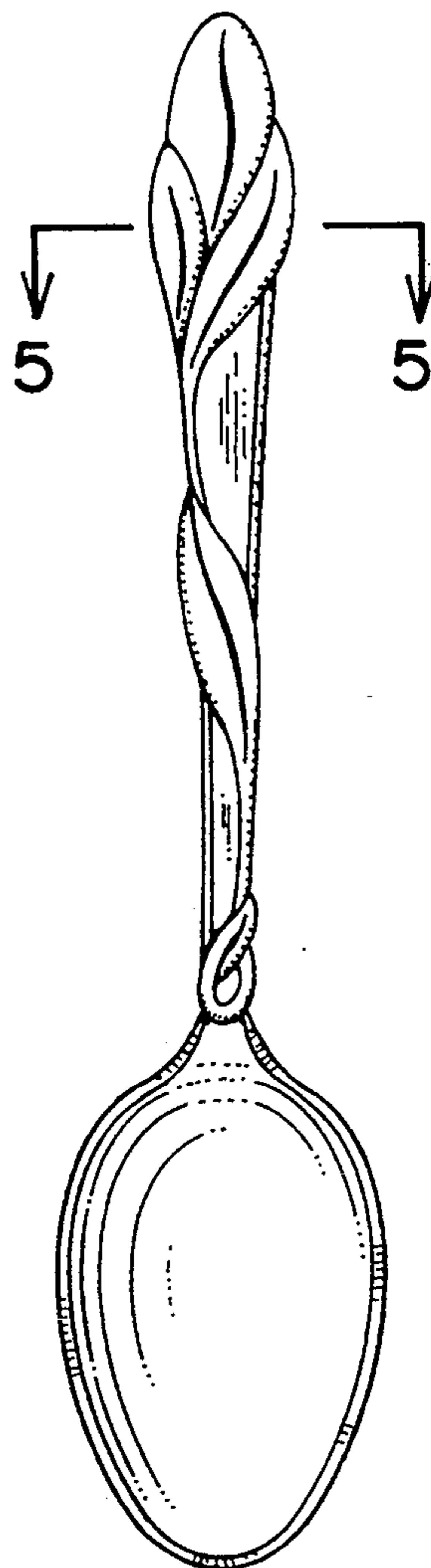
Primary Examiner—Alan P. Douglas
Assistant Examiner—Caron D. Veynar
Attorney, Agent, or Firm—Harris Beach & Wilcox

[57] **CLAIM**

The ornamental design for a spoon, as shown and described.

DESCRIPTION

FIG. 1 is a top plan view of a spoon showing my new design;
FIG. 2 is a right side elevational view thereof;
FIG. 3 is a left side elevational view thereof;
FIG. 4 is a bottom plan view thereof;
FIG. 5 is a cross section view taken along line 5—5 of FIG. 1; and,
FIG. 6 is a cross section view taken along line 6—6 of FIG. 4.



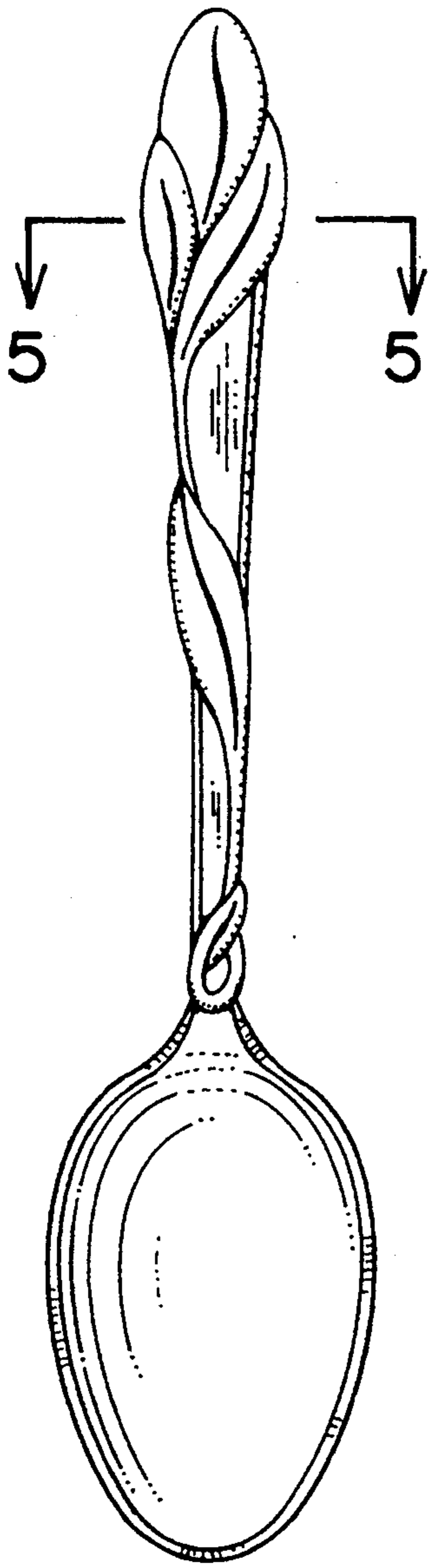


FIG. 1

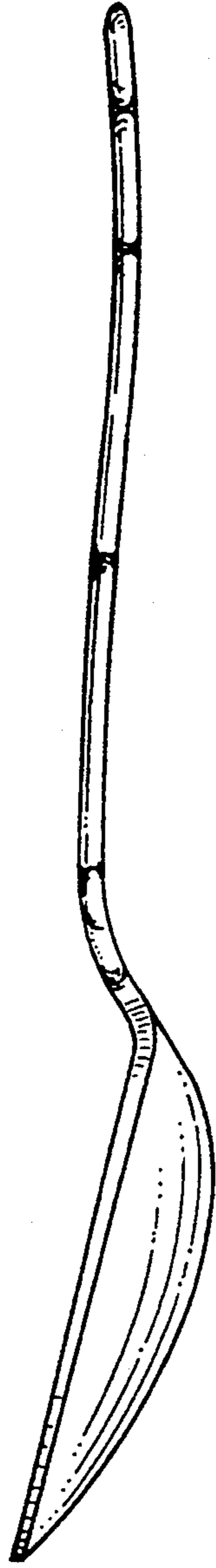


FIG. 2



FIG. 3

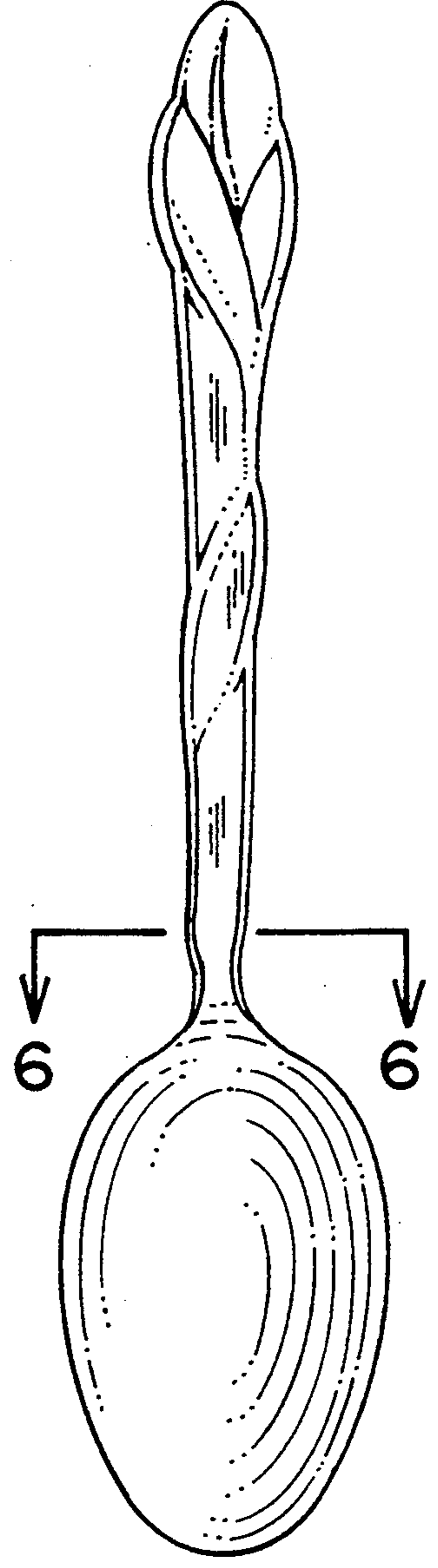


FIG. 4



FIG. 5



FIG. 6