



US00D362347S

United States Patent [19]

[11] Patent Number: **Des. 362,347**

Karl et al.

[45] Date of Patent: **** Sep. 19, 1995**

[54] **MOLDED CHAIR**

[75] Inventors: **Richard B. Karl**, St. Charles; **Harvey Hanig**, North Aurora, both of Ill.

[73] Assignee: **Norix Group, Inc.**, West Chicago, Ill.

[**] Term: **14 Years**

[21] Appl. No.: **19,952**

[22] Filed: **Mar. 14, 1994**

[52] U.S. Cl. **D6/334; D6/374; D6/375**

[58] Field of Search **D6/334, 364, 371, 373, D6/374, 375, 500, 501, 502; 297/445, DIG. 2**

[56] **References Cited**

U.S. PATENT DOCUMENTS

D. 112,045	11/1938	Roberts	D6/334
D. 202,265	9/1965	Creist, Jr.	297/DIG. 2 X
D. 223,756	6/1972	Steinhart	D6/334
D. 238,986	3/1976	Owens	.	
D. 243,088	1/1977	Halvorsen	.	
D. 243,089	1/1977	Halvorsen	.	
D. 252,490	7/1979	Petersilie	D6/334
D. 284,915	8/1986	Kujawski	D6/334 X
284,915	8/1986	Nemschoff et al.	.	
2,838,100	6/1958	Follows	297/DIG. 2 X

3,095,237	6/1963	Desnoyers et al.	.
3,213,570	10/1965	Abramson, Jr.	.
4,341,419	7/1982	Sebel	.
4,518,199	5/1985	Lewis	.


Primary Examiner—Alan P. Douglas
Assistant Examiner—Gary D. Watson
Attorney, Agent, or Firm—Mathew R. P. Perrone, Jr.

[57] CLAIM

The ornamental design for a molded chair, as shown and described.

DESCRIPTION

FIG. 1 depicts a front perspective view of a molded chair showing my new design;
 FIG. 2 depicts a bottom plan view of a molded chair showing, which is a bottom view of FIG. 1;
 FIG. 3 depicts a top plan view of a molded chair showing my new design, which is a reverse view of FIG. 2;
 FIG. 4 depicts a front plan view of a molded chair showing my new design;
 FIG. 5 depicts a rear plan view of a molded chair showing my new design, which is a reverse view of FIG. 4;
 FIG. 6 depicts a side view of a molded chair showing of my new design; and,
 FIG. 7 depicts a side view of a molded chair showing of my new design, which is a reverse view of FIG. 6.



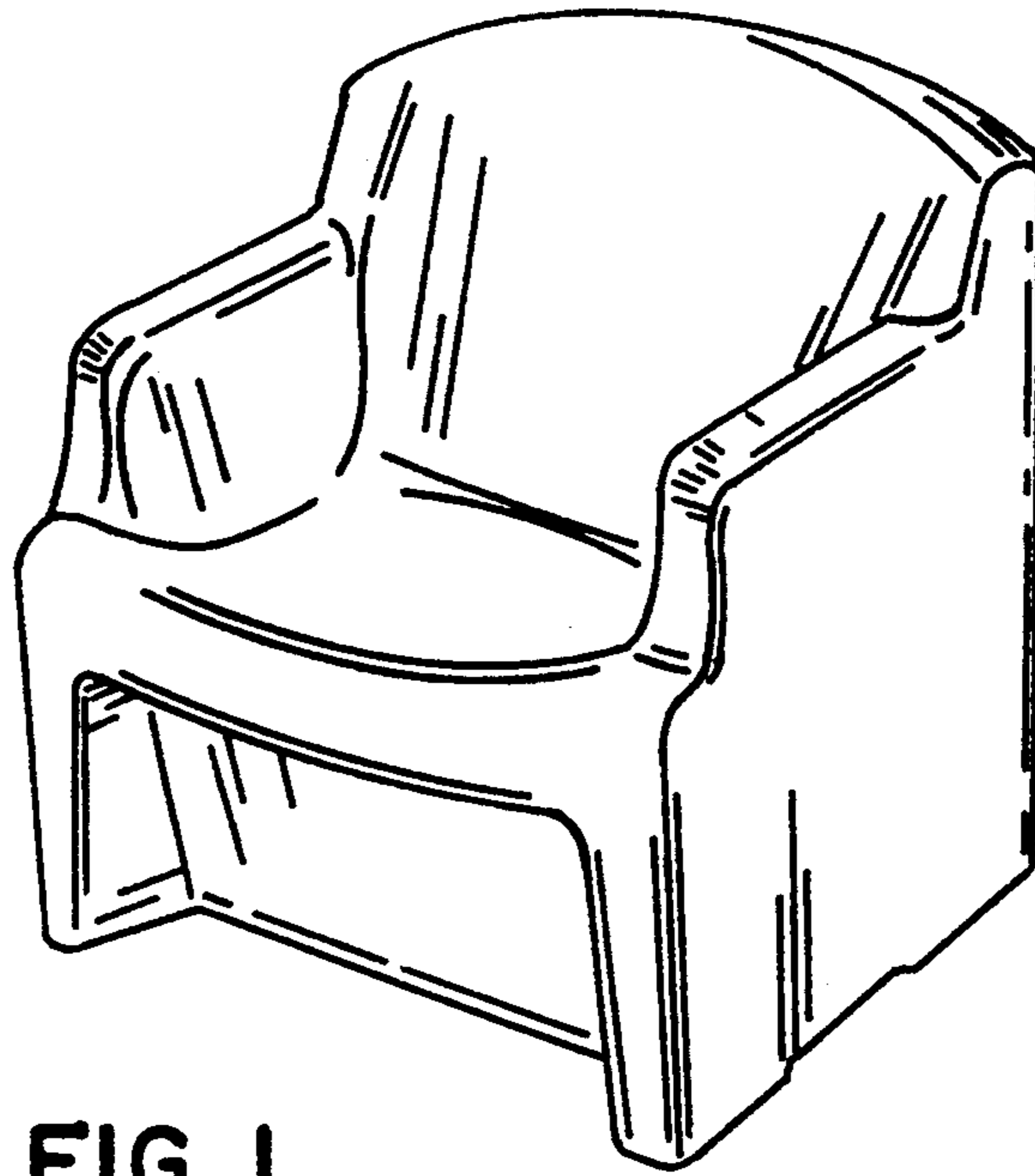


FIG. 1

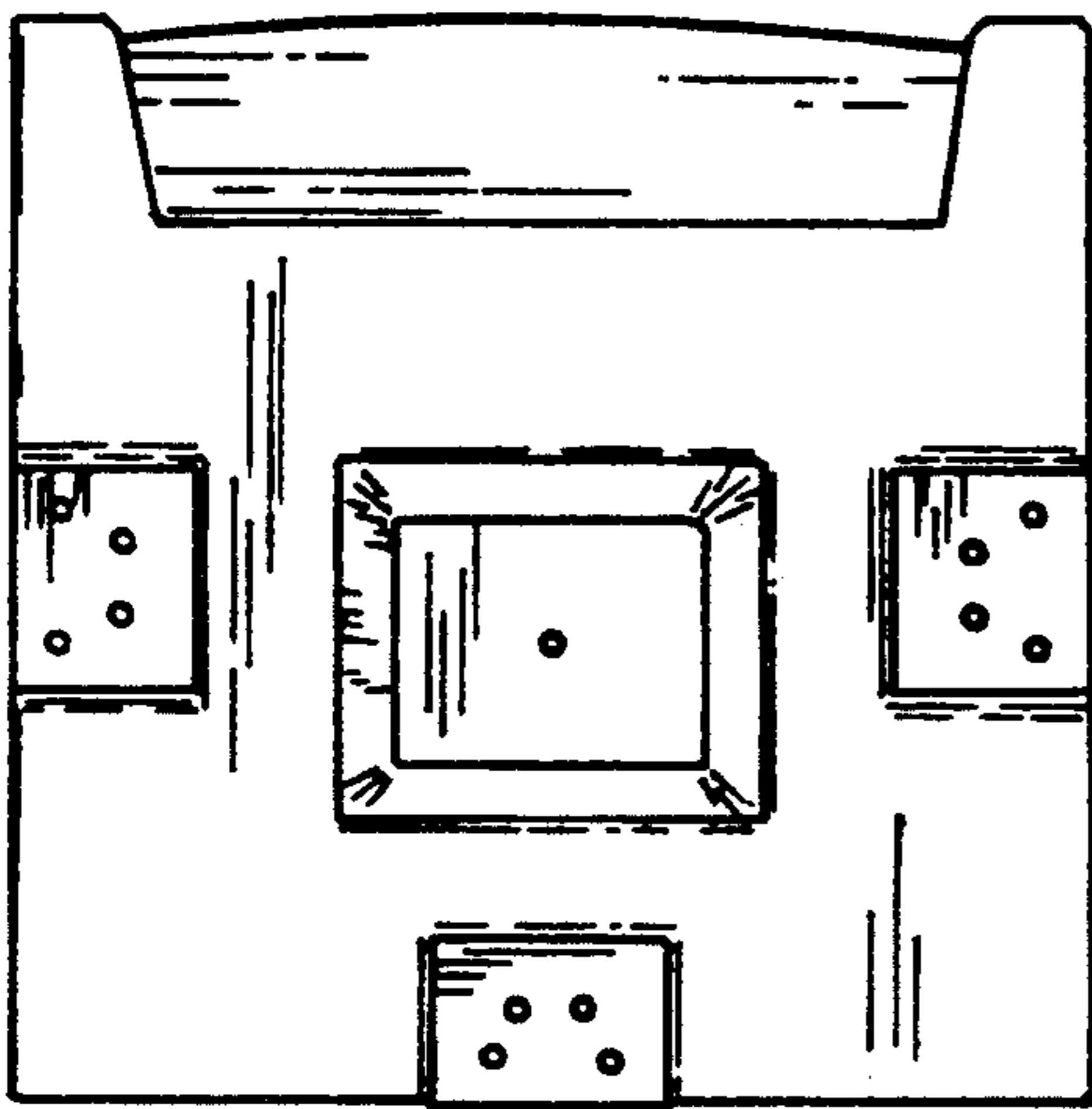


FIG. 2




FIG. 3

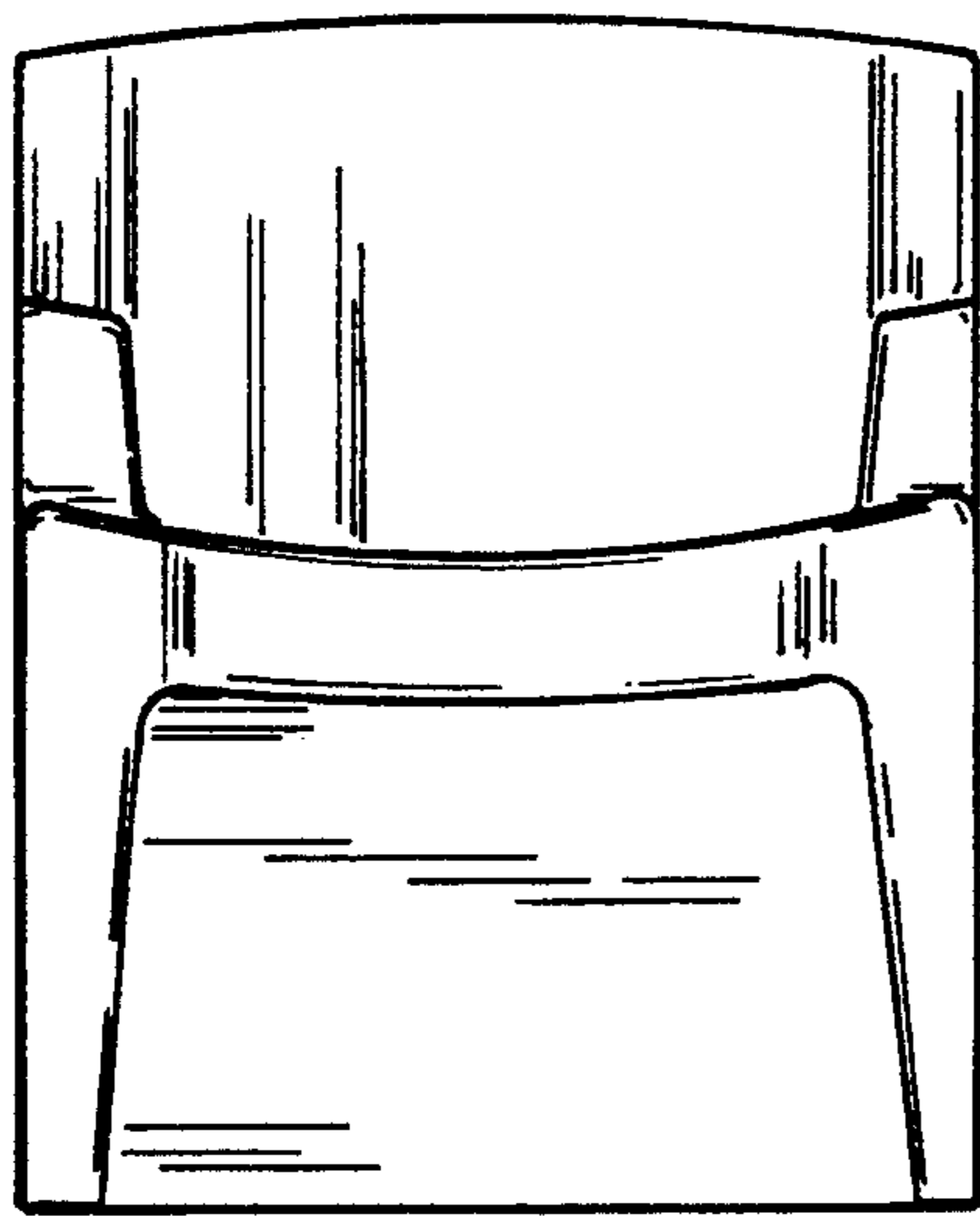


FIG. 4




FIG. 5

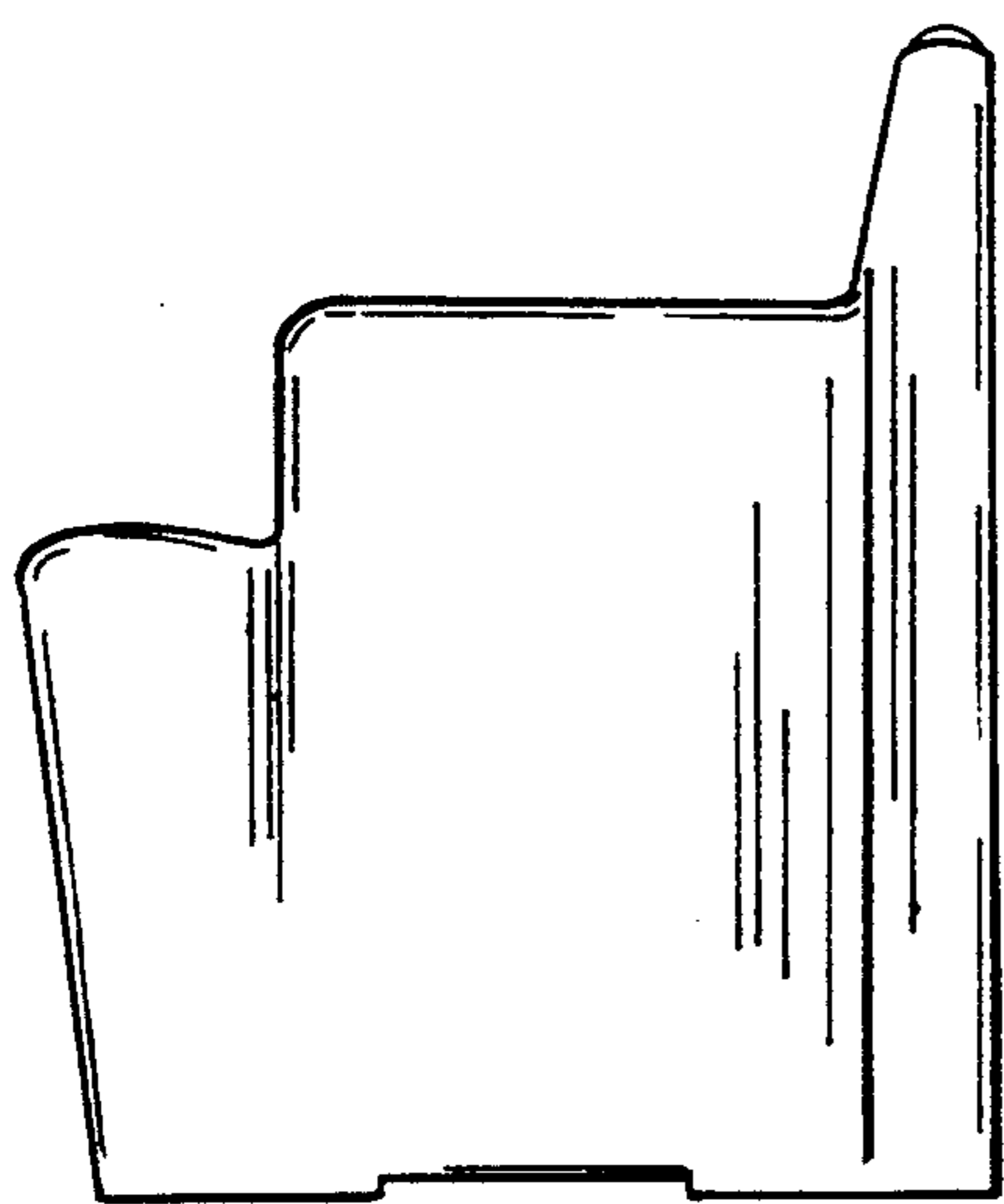


FIG. 6

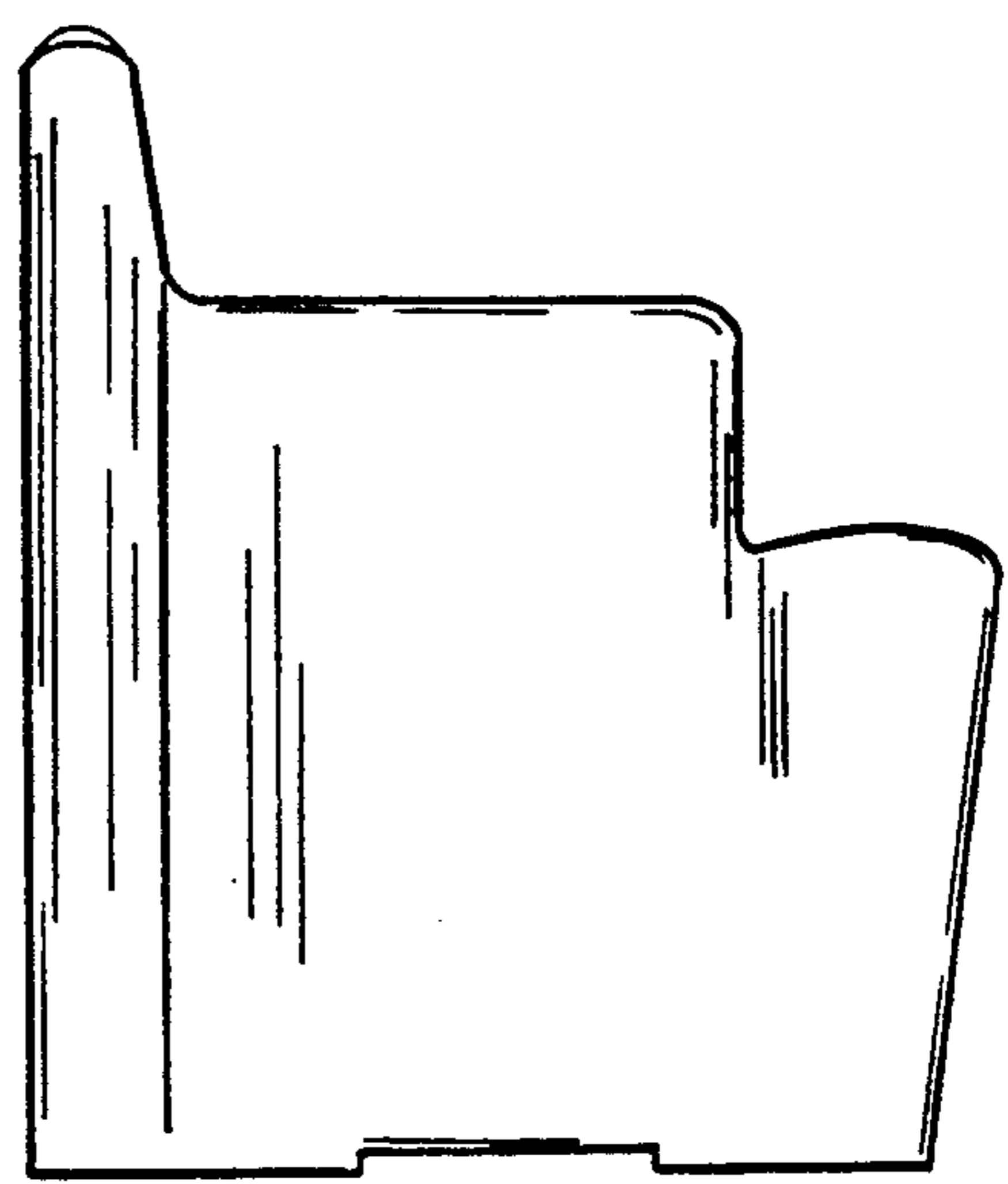


FIG. 7