



US00D362317S

United States Patent [19]

[11] Patent Number: **Des. 362,317**

Payne

[45] Date of Patent: **** Sep. 12, 1995**

[54] **VEHICLE ROOF MOUNTED LAMP UNIT**

[75] Inventor: **Philip E. Payne**, Northville, Mich.

[73] Assignee: **Chrysler Corporation**, Highland Park, Mich.

[**] Term: **14 Years**

[21] Appl. No.: **30,490**

[22] Filed: **Oct. 31, 1994**

[52] U.S. Cl. **D26/28**

[58] Field of Search **D26/28-36, D26/120, 121, 122; D20/10; 362/61, 74, 80, 80.1, 80.2, 82, 83, 83.2, 83.3, 362, 326**

[56] **References Cited**

U.S. PATENT DOCUMENTS

D. 31,763	10/1899	Zocke	D26/120
D. 313,862	1/1991	Gaukler	D26/28
1,883,681	10/1932	Gage	362/249
2,710,333	6/1955	Yates	362/80
2,748,255	5/1956	Decker	362/236

Primary Examiner—A. Hugo Word

Assistant Examiner—Marcus Jackson
Attorney, Agent, or Firm—Mark P. Calcaterra

[57] **CLAIM**

The ornamental design for vehicle roof mounted lamp unit, as shown and described.

DESCRIPTION

FIG. 1 is a reduced perspective view of a vehicle roof mounted lamp unit showing my new design, with the broken line showing for illustrative purposes only and forming no part of the claimed design;


FIG. 2 is an enlarged front view of the vehicle roof mounted lamp unit of FIG. 1;

FIG. 3 is an enlarged top view of the vehicle roof mounted lamp unit of FIG. 1.

FIG. 4 is an enlarged rear view of the vehicle roof mounted lamp unit of FIG. 1.

FIG. 5 is an enlarged side view of the vehicle roof mounted lamp unit of FIG. 1, it being understood that the side opposite to that shown is a substantial mirror image thereof; and,

FIG. 6 is a cross-sectional view taken through the line 6-6 of FIG. 3.






Fig-1



Fig-2

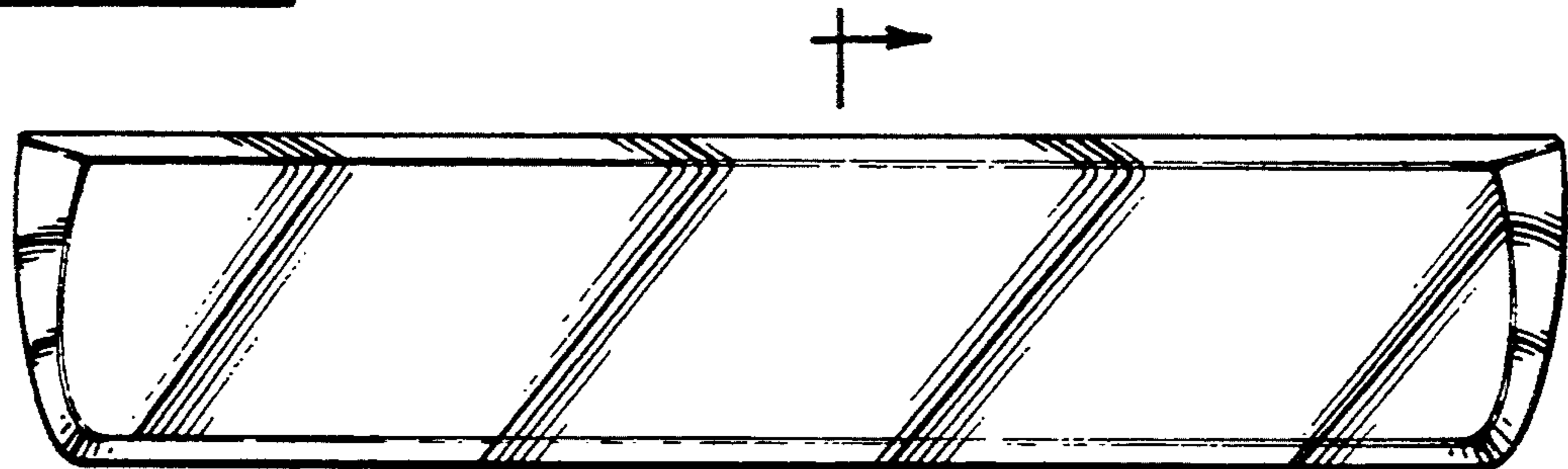


Fig-3



Fig-4



Fig-5




Fig-6