



US00D362302S

United States Patent [19]
Briones Escubos

[11] **Patent Number: Des. 362,302**
[45] **Date of Patent: ** Sep. 12, 1995**

[54] **MOUTH OF A PROPHYLACTIC**

[75] **Inventor: Jorge Briones Escubos, Barcelona, Spain**

[73] **Assignee: Lanamax, S.L., Barcelona, Spain**

[**] **Term: 14 Years**

[21] **Appl. No.: 21,653**

[22] **Filed: Apr. 21, 1994**

[30] **Foreign Application Priority Data**

Oct. 26, 1993 [ES] Spain 131276

[52] **U.S. Cl. D24/105**

[58] **Field of Search D24/105; 128/843, 844, 128/918, 842; 604/346, 347, 349; 600/38, 40, 41, 39**

[56] **References Cited**

U.S. PATENT DOCUMENTS

4,872,464 10/1989 Lorb et al. 128/844
4,993,433 2/1991 Reddy 128/842
5,083,411 1/1992 Wu 128/844 X
5,163,449 11/1992 Van der Valk D24/105 X

Primary Examiner—Louis S. Zarfas

Assistant Examiner—I Simmons

Attorney, Agent, or Firm—Dennison, Meserole, Pollack & Scheiner

[57] **CLAIM**

The ornamental design for a mouth of a prophylactic, as shown and described.

DESCRIPTION

FIG. 1 is a top, front perspective view of the mouth of a prophylactic showing my new design;

FIG. 2 is a side elevation view thereof, the other side elevation being the same;

FIG. 3 is a front elevation view thereof, the rear elevation being the same;


FIG. 4 is a bottom cross-sectional view thereof, taken along the line 4—4 of FIG. 2;

FIG. 5 is a top plan view thereof;

FIG. 6 is an enlarged partial cross-sectional view thereof, taken along the line 6—6 of FIG. 4; and,

FIG. 7 is a top cross-sectional view thereof, taken along the line 7—7 of FIG. 3.

The broken line showing of the body of the prophylactic in the FIGS. 1 through 3 is for illustrative purposes only and forms no part of the claimed design.






FIG. 1

FIG. 4

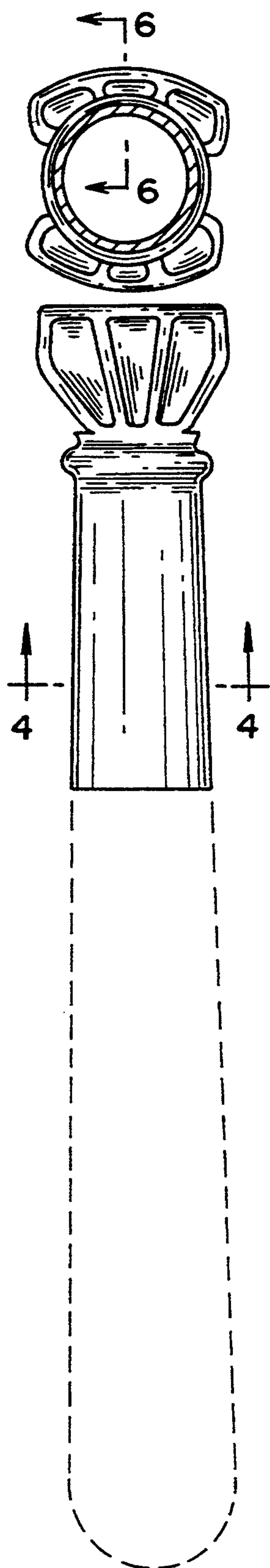


FIG. 2

FIG. 5

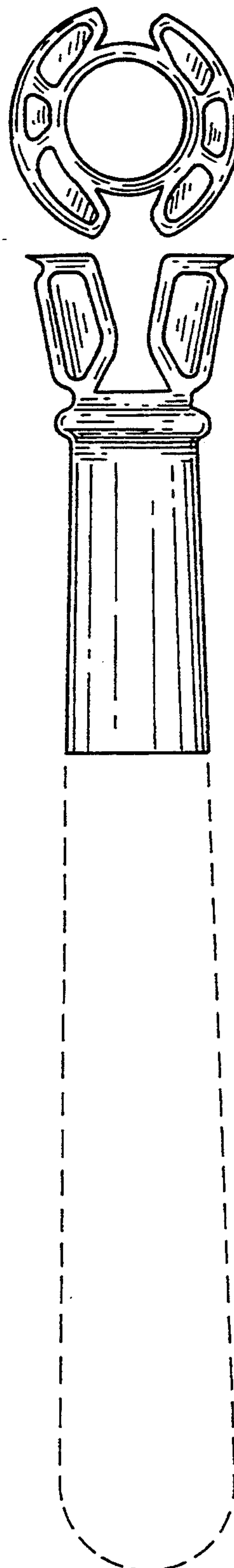


FIG. 3




FIG. 6




FIG. 7