



US00D362289S

United States Patent [19]

[11] Patent Number: **Des. 362,289**

Ratte

[45] Date of Patent: **** Sep. 12, 1995**

[54] **GOLF CLUB HOLDER**

[76] Inventor: **Wilfred L. Ratte**, 1501 Park St. Apt.
115, White Bear, Minn. 55110

[**] Term: **14 Years**

[21] Appl. No.: **23,593**

[22] Filed: **May 27, 1994**

[52] U.S. Cl. **D21/221**

[58] Field of Search **D21/221; 273/81 R, 81 B;**
150/160; 206/315.2, 315.6

[56] **References Cited**

U.S. PATENT DOCUMENTS

D. 255,819	7/1980	Stock	D21/221
D. 318,705	7/1991	Arato	D21/221
2,128,546	8/1938	Venmore	150/1.5
2,482,372	9/1949	Rossow	150/1.5
2,538,374	1/1951	May	280/41
2,878,819	3/1959	Turnbull	150/160 X
3,503,518	3/1970	Black	.	
3,664,399	5/1972	Neff	150/160
3,866,646	2/1975	Merard	.	

3,967,667	7/1976	Robinson	.	
4,195,677	4/1980	Hagg et al.	150/160
4,200,131	4/1980	Chitwood et al.	.	
4,838,416	6/1989	Carman	.	
5,005,624	4/1991	Sung	150/160
5,238,109	8/1993	Smith	.	

FOREIGN PATENT DOCUMENTS

808143 1/1959 United Kingdom D21/9.

Primary Examiner—Prabhakar G. Deshmukh

Assistant Examiner—Mitchell I. Siegel

Attorney, Agent, or Firm—Jacobson & Johnson

[57] **CLAIM**

The ornamental design for a golf club holder, as shown.

DESCRIPTION


FIG. 1 is a left side view of a golf club holder, showing my design;

FIG. 2 is rear view;

FIG. 3 is a front side view;

FIG. 4 is a top view; and,

FIG. 5 is a bottom view.



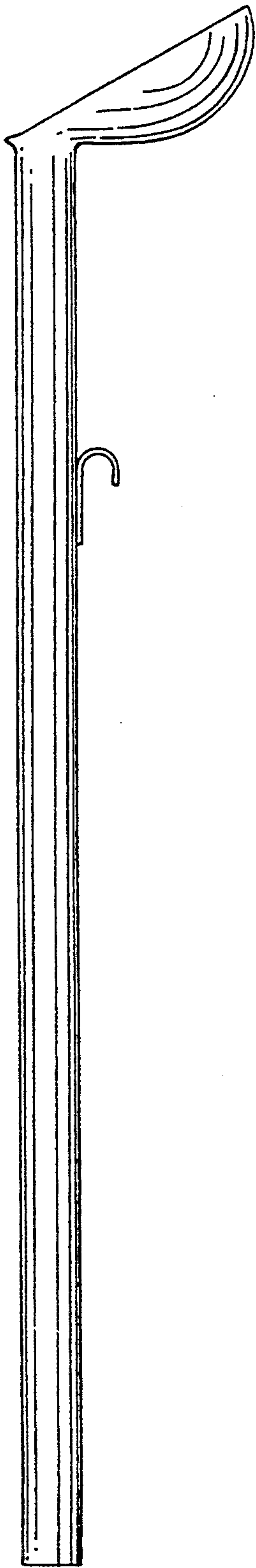


Fig. 1

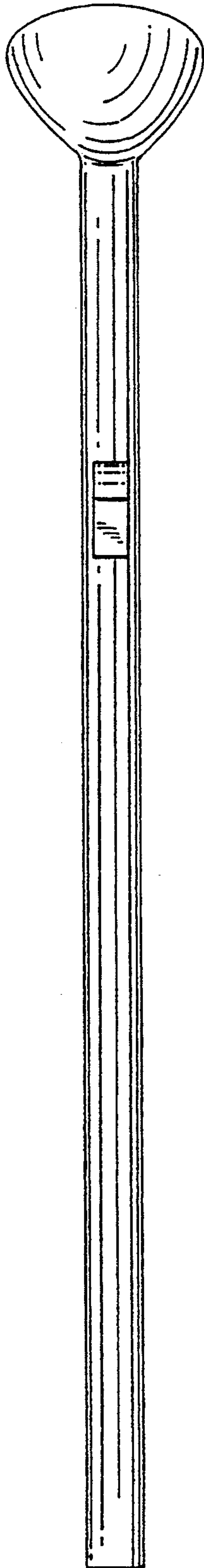


Fig. 2

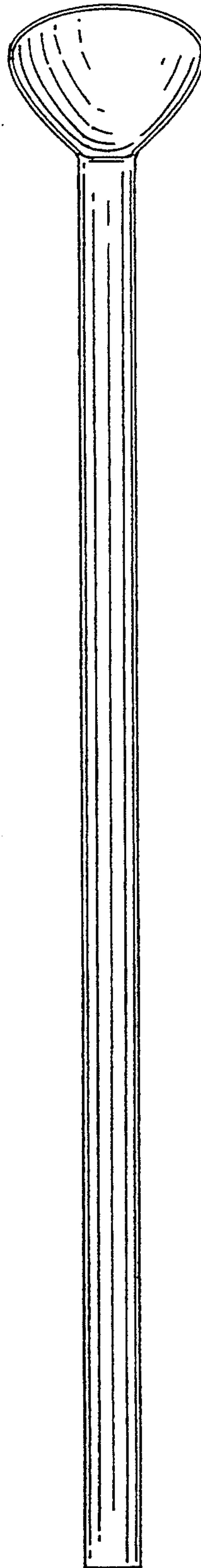


Fig. 3

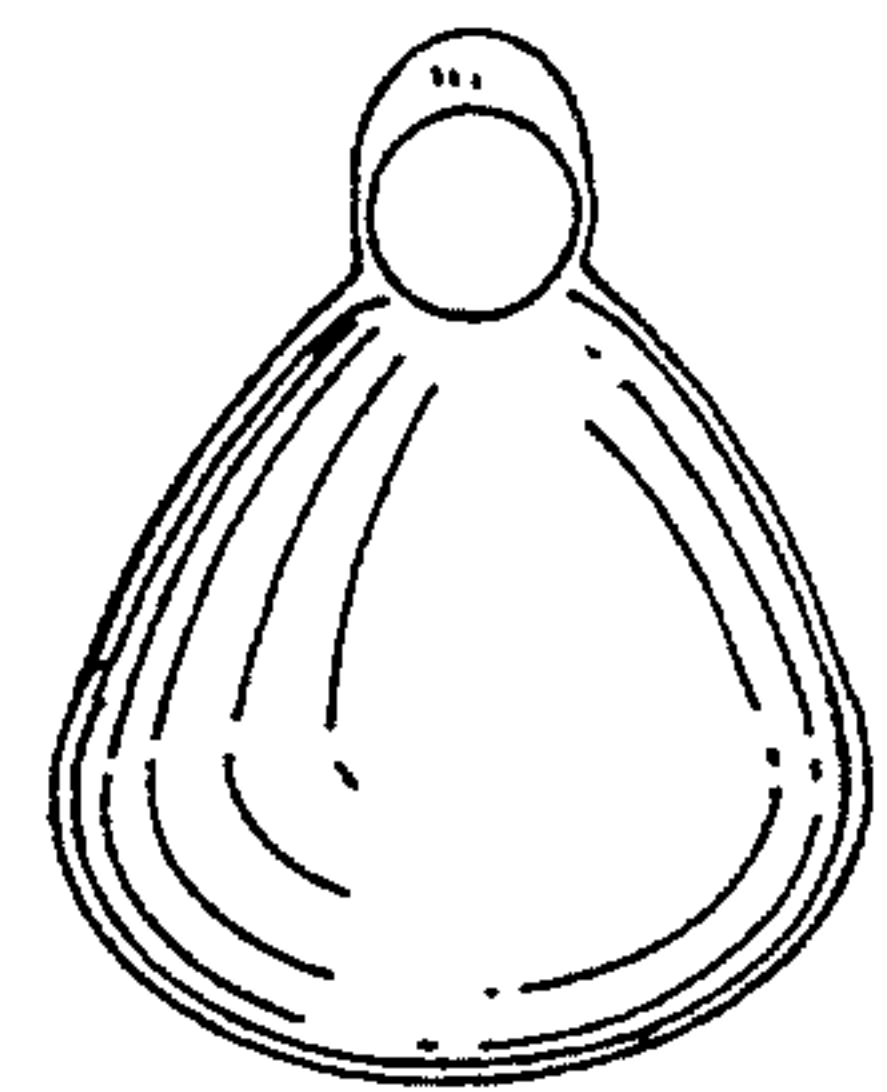


Fig. 4

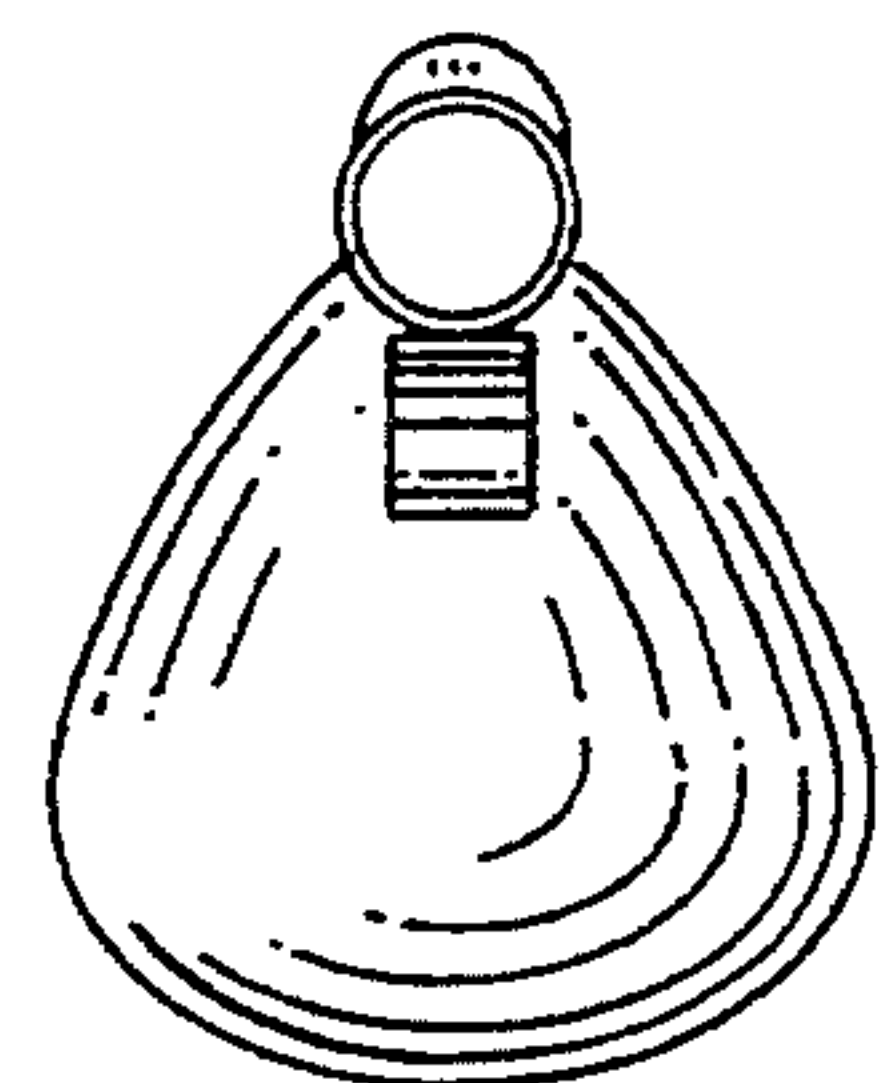


Fig. 5