



US00D362262S

United States Patent [19]
Kubicki

[11] **Patent Number: Des. 362,262**

[45] **Date of Patent: ** Sep. 12, 1995**

[54] **ELECTRIC GUITAR**

[76] **Inventor: Philip Kubicki, 720 Bond Ave., Santa Barbara, Calif. 93103**

[**] **Term: 14 Years**

[21] **Appl. No.: 27,899**

[22] **Filed: Sep. 1, 1994**

[52] **U.S. Cl. D17/14**

[58] **Field of Search D17/14, 15, 18, 19, D17/20; 84/267, 291, 293, 646, 722, 723, 726-728, 731, DIG. 30**

[56] **References Cited**

U.S. PATENT DOCUMENTS

D. 266,033	8/1982	Lieber	D17/14
D. 318,060	7/1991	Fisher	D17/14
4,616,548	10/1986	Anderson	84/DIG. 30
4,829,870	5/1989	Ralston	84/291
4,977,808	12/1990	Thacker	84/291

OTHER PUBLICATIONS

Music Trades, Oct. 1987 p. 82 (Steinberger's GM1TA).
Guitar Player, Dec. 1991 p. 125.

Guitar Player, Feb. 1992 p. 39.

Primary Examiner—Terry A. Wallace
Assistant Examiner—Adir Aronovich
Attorney, Agent, or Firm—Robert B. Block; Kenneth J. Hovet..

[57] **CLAIM**

The ornamental design for an electric guitar, as shown and described.

DESCRIPTION

FIG. 1 is a front perspective view of a first embodiment an electric guitar showing my new design; FIG. 2 is a left side elevational view thereof; FIG. 3 is a front elevational view thereof; FIG. 4 is a right side elevational view thereof; FIG. 5 is a rear elevational view thereof; FIG. 6 is a top view thereof; FIG. 7 is a bottom view thereof; and, FIG. 8 is a front perspective view of a second embodiment of the electric guitar disclosed in FIG. 1. . The undisclosed side, rear, top and bottom views of the embodiment are identical to those disclosed in the first embodiment except for the number of strings and tuning pegs.

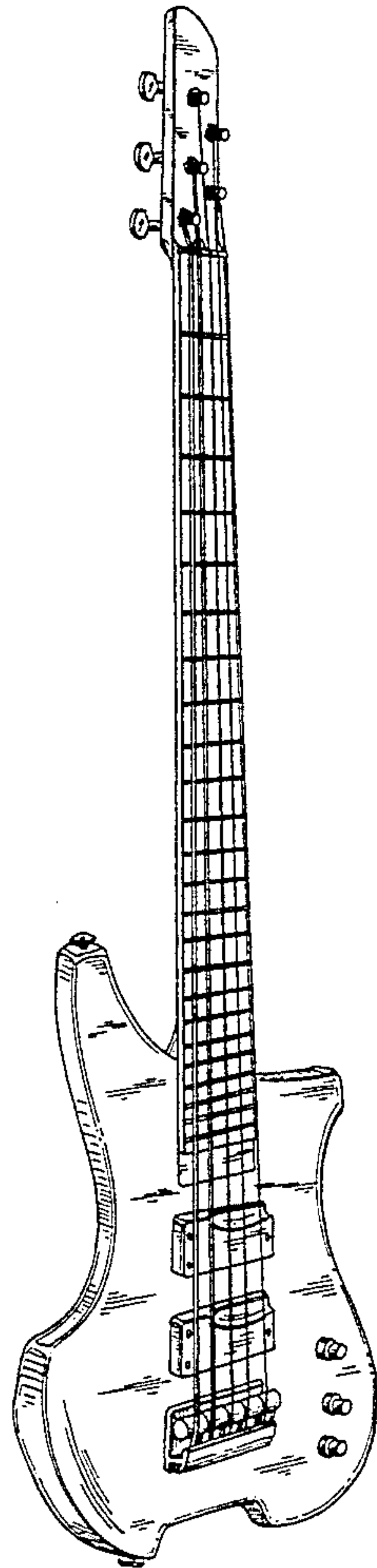


FIG. 1

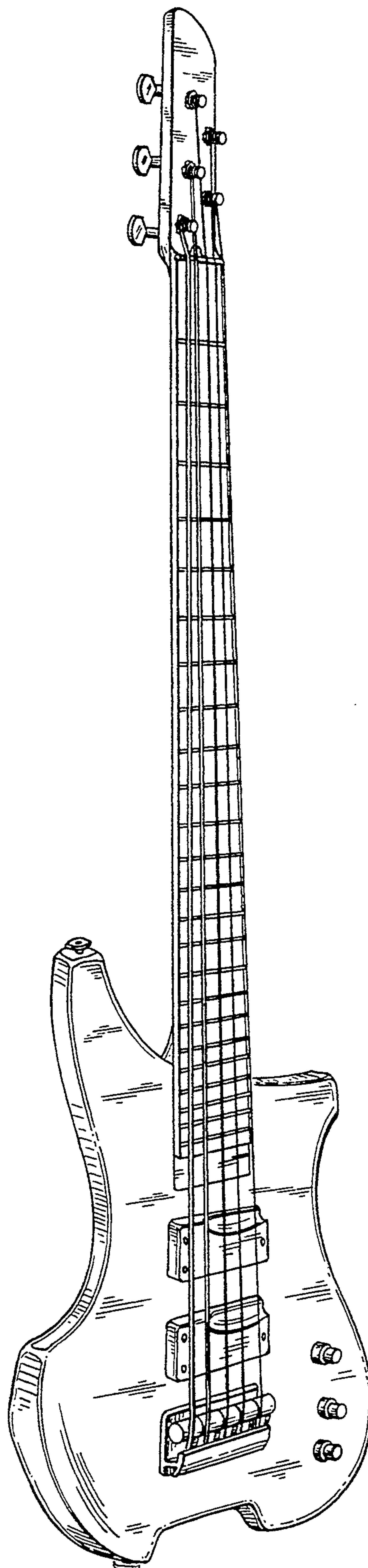




FIG. 2

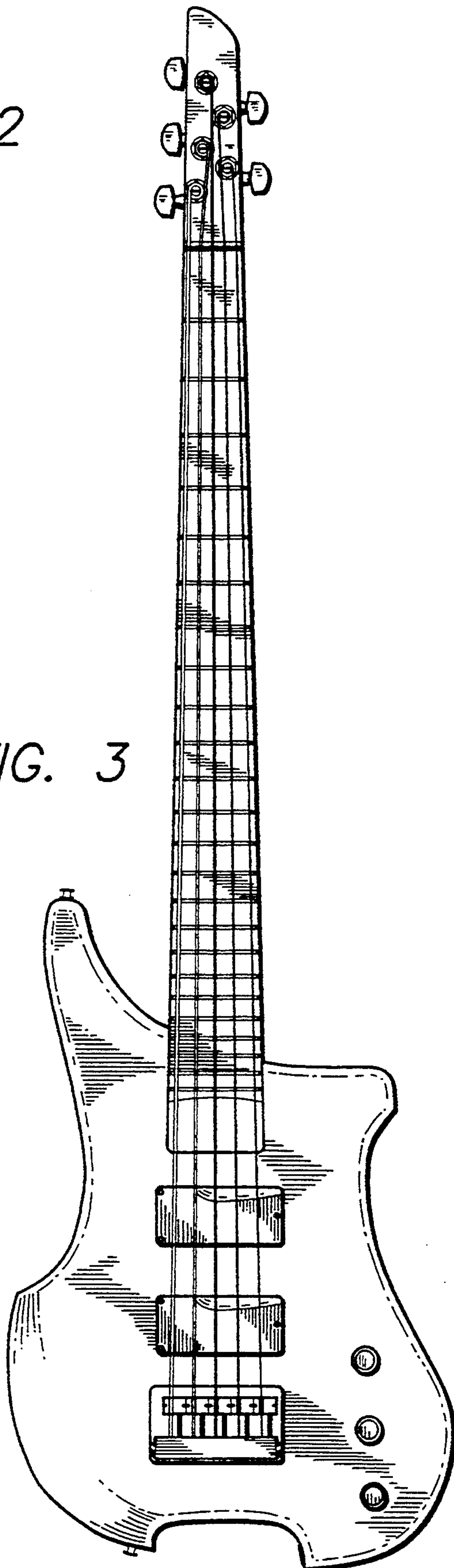


FIG. 3

FIG. 4



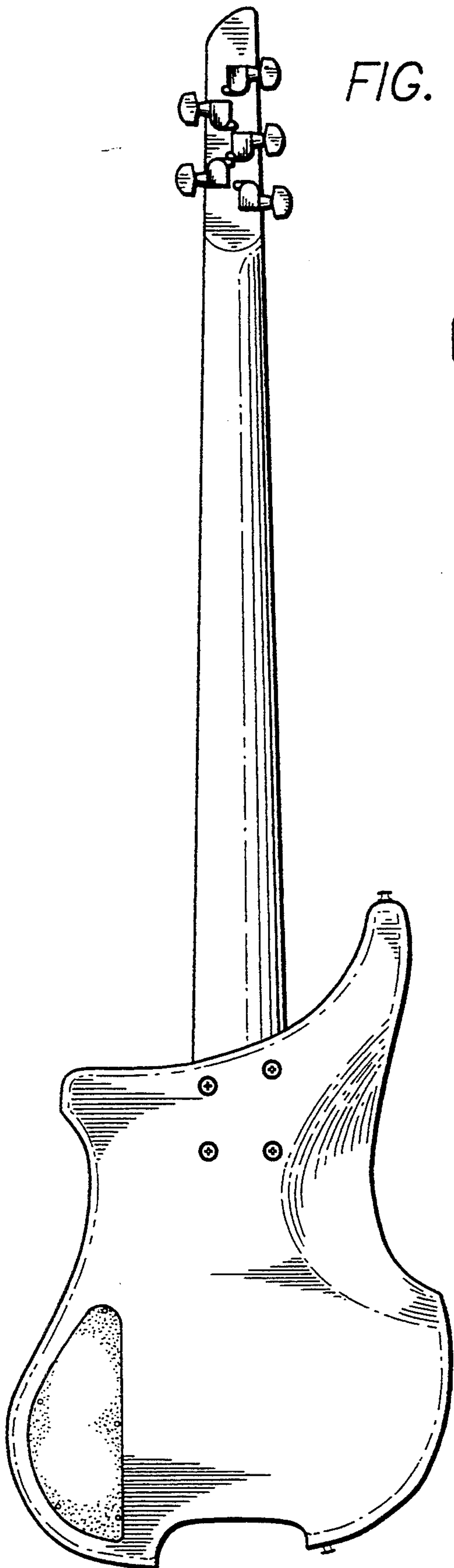


FIG. 5



FIG. 6




FIG. 7

FIG. 8

