



US00D362261S

United States Patent [19]

[11] Patent Number: **Des. 362,261**

Bernzweig

[45] Date of Patent: **** Sep. 12, 1995**

[54] EYE GLASS HOLDER

3,339,206	9/1967	Daley	D16/309
4,692,002	9/1987	Meistrell	351/157
5,367,347	11/1994	Wilson et al.	351/157

[75] Inventor: **Keva Bernzweig**, Oakdale, N.Y.

[73] Assignee: **George Bernzweig**, Kings Park, N.Y.

[**] Term: **14 Years**

Primary Examiner—Terry A. Wallace
Assistant Examiner—R. Barkai
Attorney, Agent, or Firm—Charles E. Baxley

[21] Appl. No.: **17,039**

[57] **CLAIM**

[22] Filed: **Jan. 4, 1994**

The ornamental design of an eye glass holder, as shown and described.

[52] U.S. Cl. **D16/339**

[58] Field of Search D16/101, 309, 311, 314,
D16/330, 335, 336, 339, 900; D2/866, 878;
351/48, 58, 59, 111, 119, 121, 123, 157, 158;
359/400

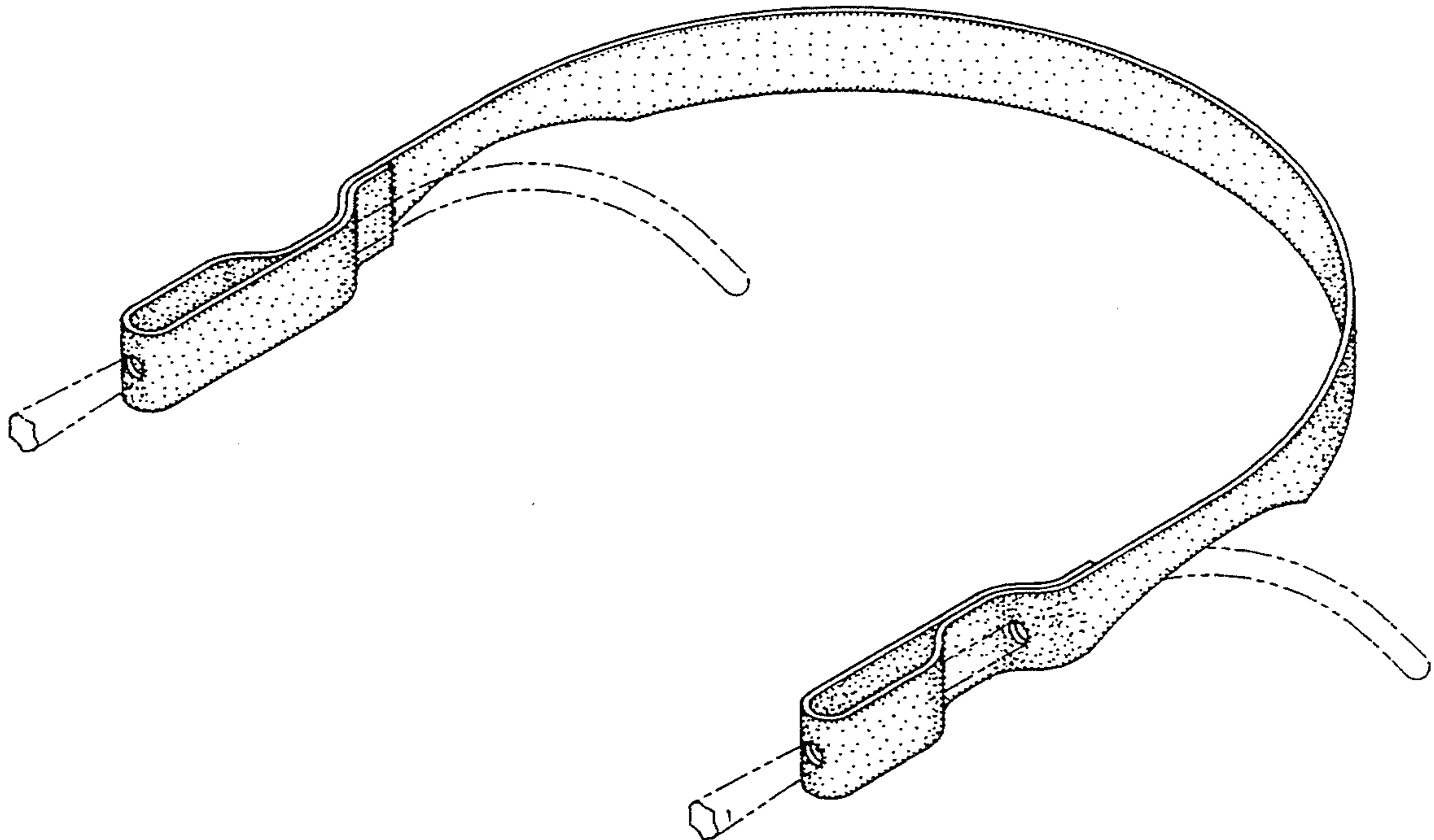
DESCRIPTION

[56] **References Cited**

U.S. PATENT DOCUMENTS

D. 212,201	9/1968	Grayson	D16/339
D. 225,782	1/1973	King	D16/339
D. 292,986	12/1987	Magestro	D16/311
D. 298,542	11/1988	Carlson et al.	D16/339
D. 350,144	8/1994	Vasko	D16/311
1,894,888	1/1933	Ponton	351/157

FIG. 1 perspective view of an eye glass holder showing my new design;
 FIG. 2 is a perspective view the eye glass holder assembled on the temples of a pair of eyeglasses, the broken line showing of the temples is for illustrative purposes only and forms no part of the claimed design;
 FIG. 3 is a left side elevational view thereof; the right side being identical thereto;
 FIG. 4 is a rear elevational view thereof;
 FIG. 5 is a rear elevational view thereof;
 FIG. 6 is a top plan view thereof; and,
 FIG. 7 is a bottom plan view thereof.



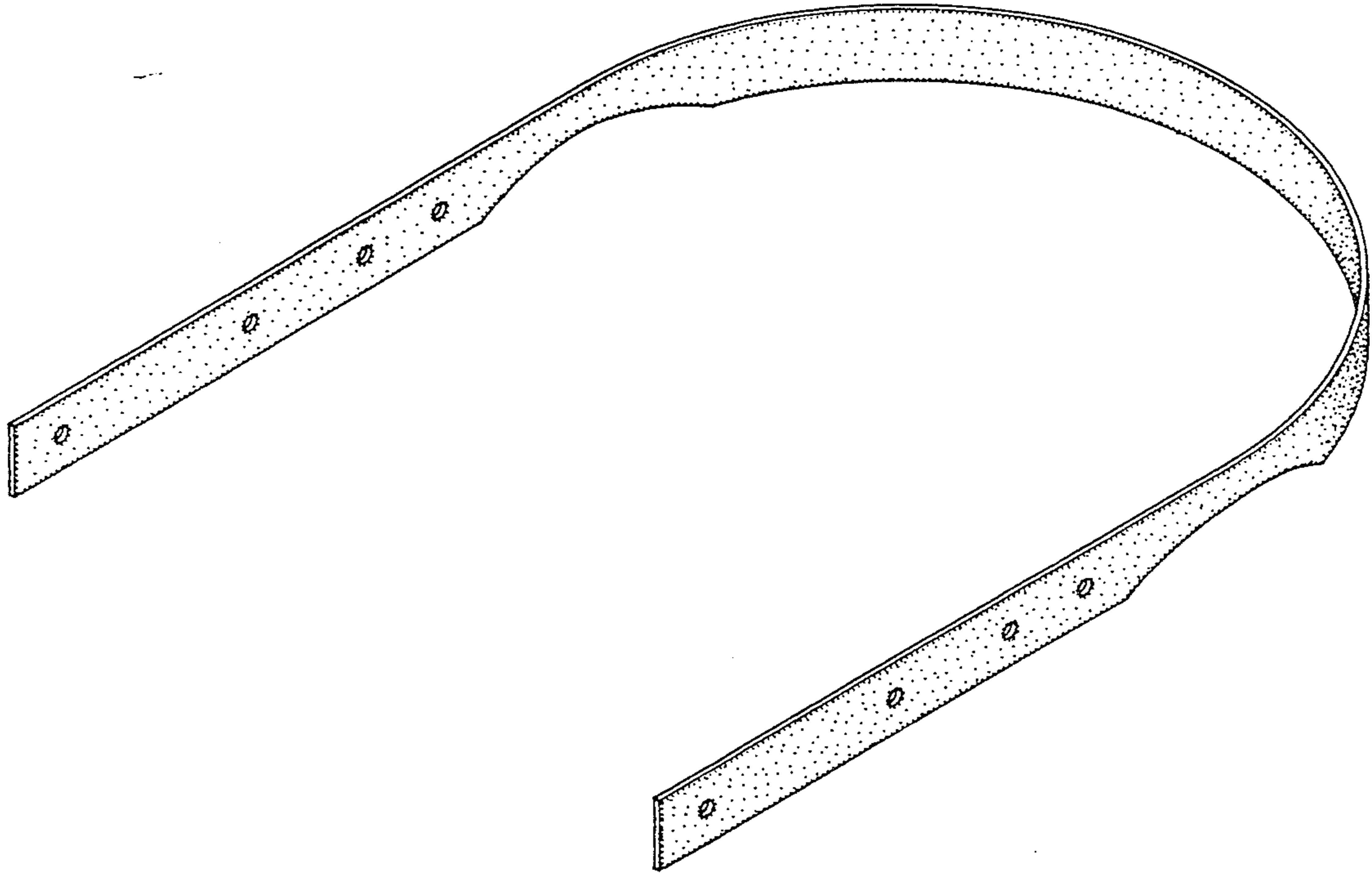


FIG. 1

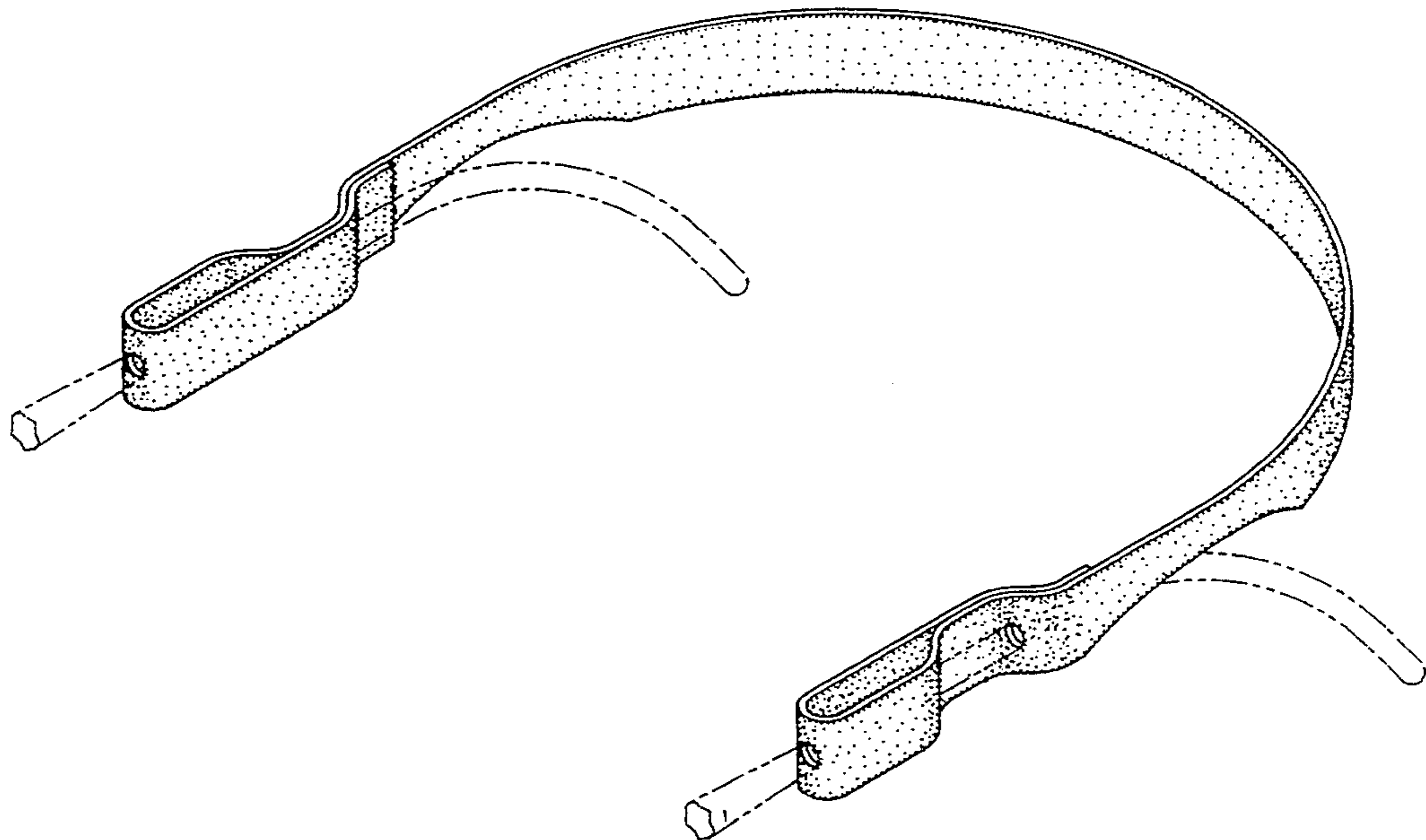


FIG. 2

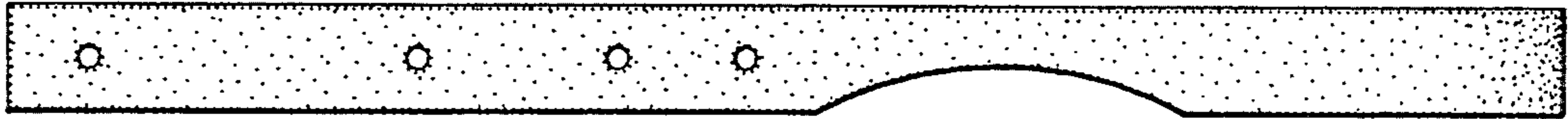


FIG. 3

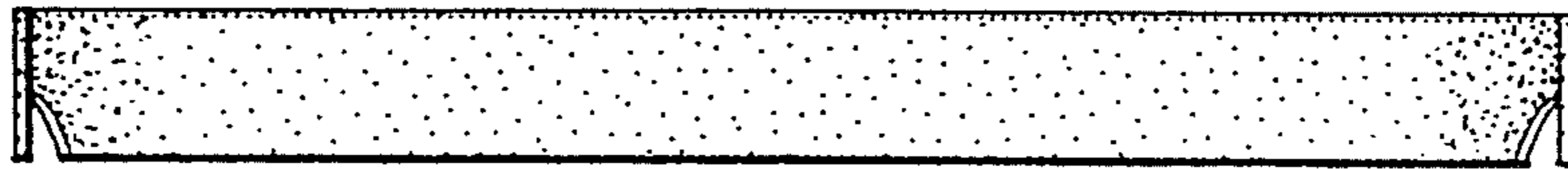


FIG. 4




FIG. 5




FIG. 6

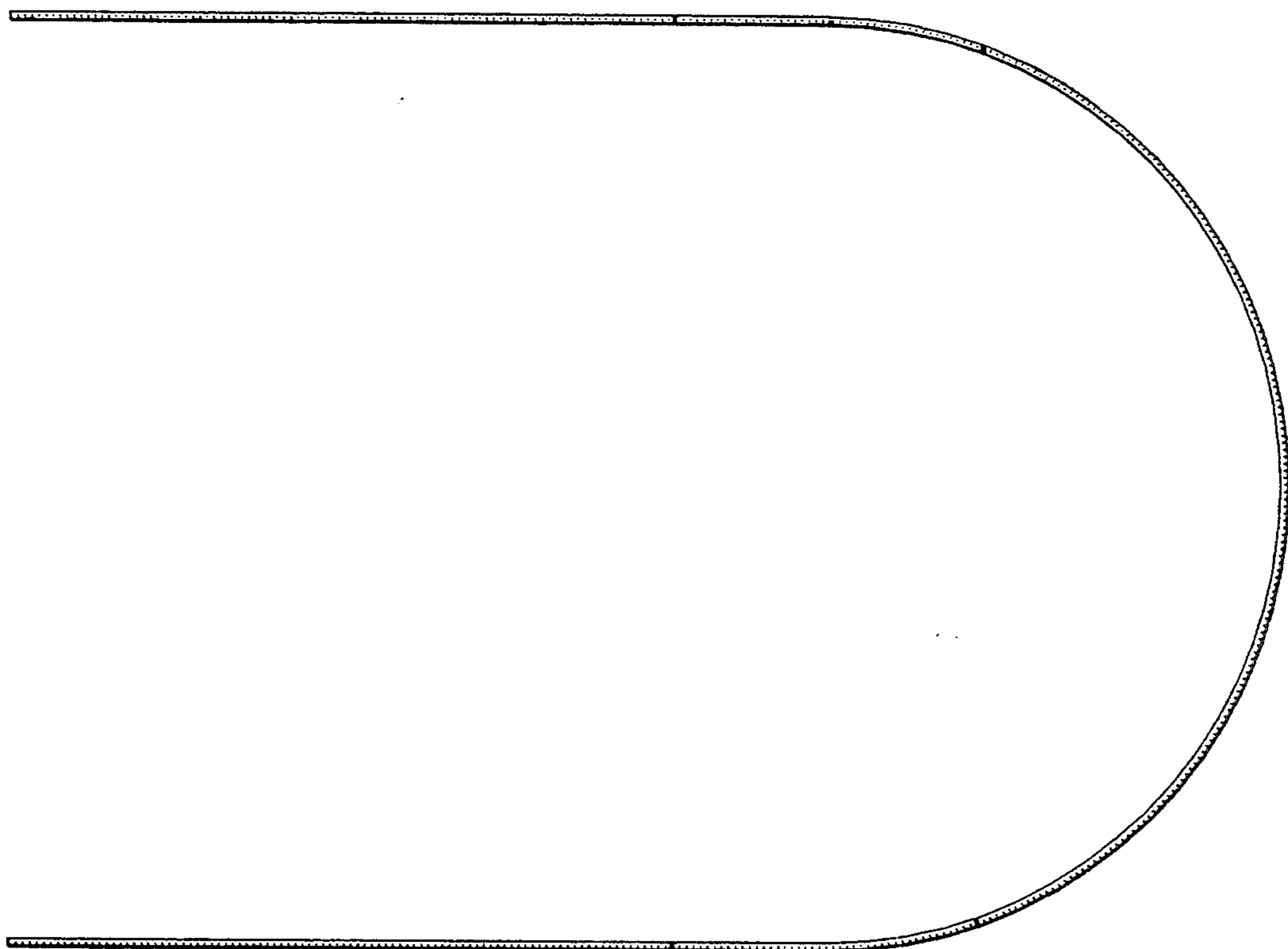


FIG. 7