



US00D362221S

United States Patent [19]

[11] Patent Number: **Des. 362,221**

Van Emburg

[45] Date of Patent: **** Sep. 12, 1995**

[54] **TIRE**

[75] Inventor: **David P. Van Emburg, Mauldin, S.C.**

[73] Assignee: **Michelin Recherche et Technique S.A., Granges-Paccot, Switzerland**

[**] Term: **14 Years**

[21] Appl. No.: **21,629**

[22] Filed: **Apr. 21, 1994**

[52] U.S. Cl. **D12/147**

[58] Field of Search **D12/141-143, D12/145-148; 152/209 R, 209 A, 209 D**

[56] **References Cited**

U.S. PATENT DOCUMENTS

- D. 350,100 8/1994 Van Tuyt D12/147
- D. 355,153 2/1995 Consolacion et al. D12/147
- 5,343,918 9/1994 Fontaine 152/209 R

FOREIGN PATENT DOCUMENTS

- 4201607 7/1992 Japan 152/209 D

OTHER PUBLICATIONS

- Tread Design Guide 1993, p. 14 Big O Euro VXP.
- Tread Design Guide 1993, p. 14 Bridgestone Potenza RE010.
- Tread Design Guide 1993, p. 29 Falken FK-05G.
- Tread Design Guide 1993, p. 32 Fulda Y3000.
- Tread Design Guide 1993, p. 47 Michelin XGT Z4.
- Tread Design Guide 1993, p. 69 Toyo Proxes Z1.

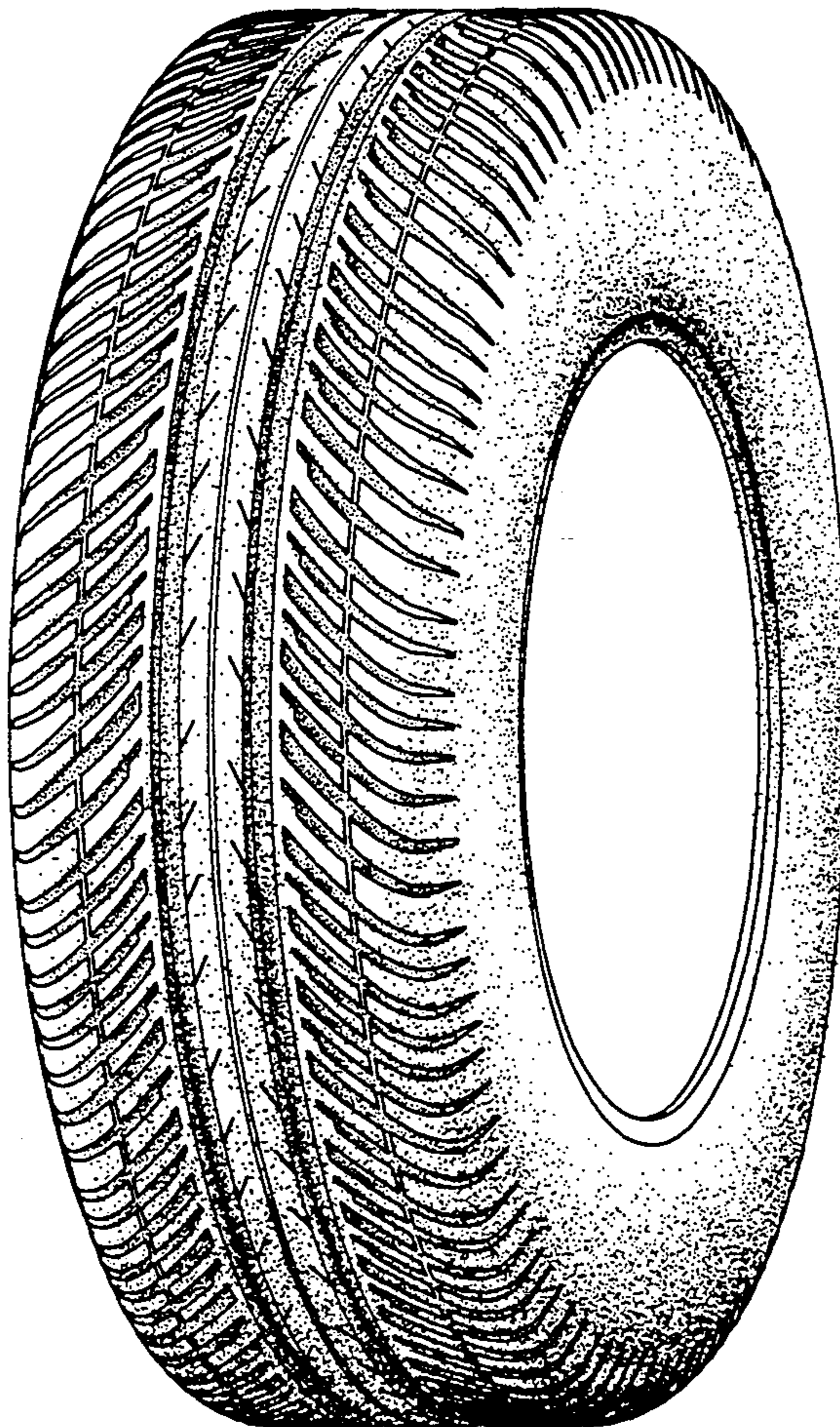
Primary Examiner—James M. Gandy
Attorney, Agent, or Firm—Robert R. Reed; Russell W. Warnock

[57] **CLAIM**

The ornamental design for a tire, as shown and described.

DESCRIPTION

FIG. 1 is a perspective view of a tire showing my new design, it being understood that the tread pattern is repeated throughout the circumference of the tire, the opposite side being substantially the same as that illustrated; and, FIG. 2 is a front elevation view of the tire of FIG. 1 showing my new design.



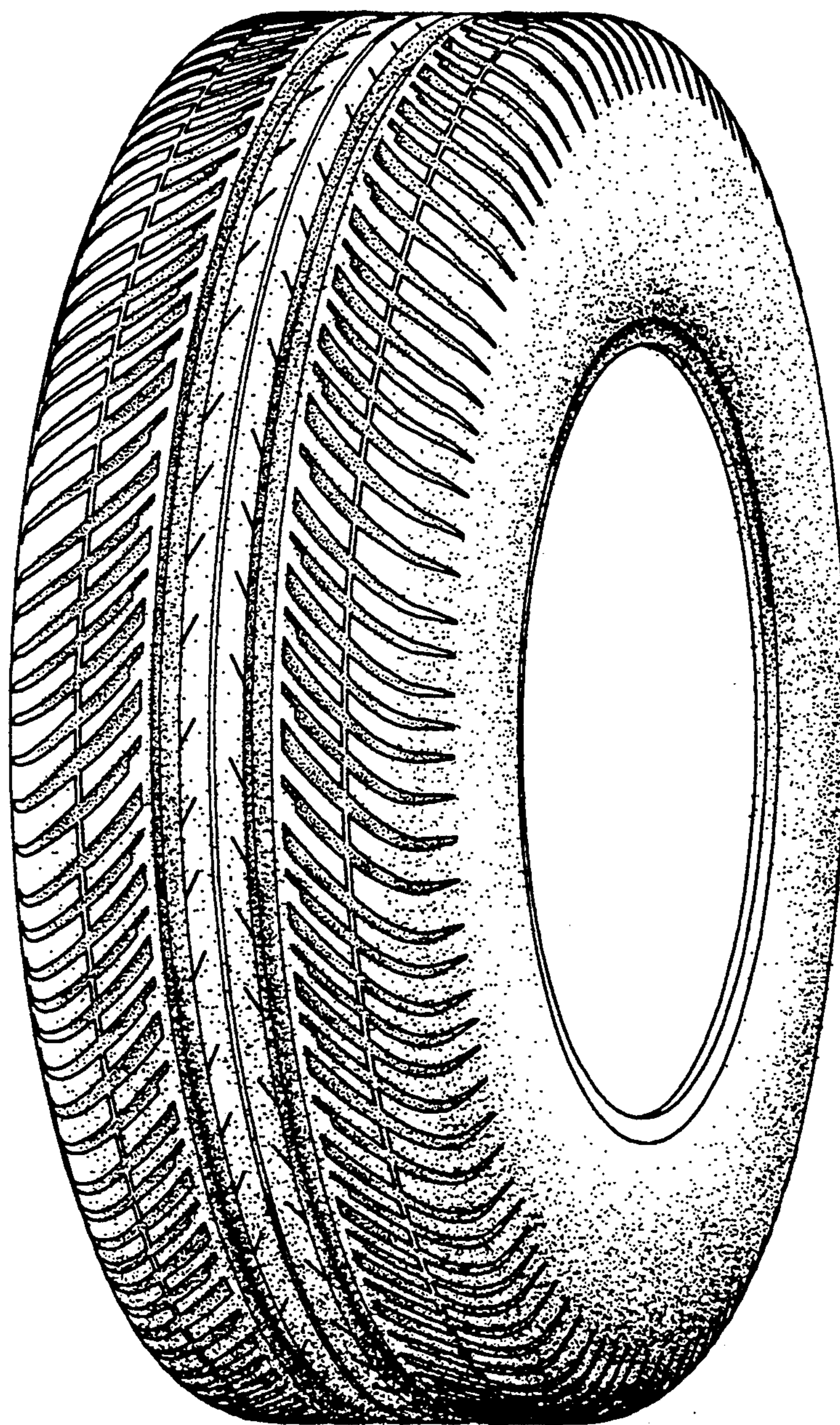


Fig.1




Fig.2