



US00D362216S

United States Patent [19]

[11] Patent Number: **Des. 362,216**

White

[45] Date of Patent: **** Sep. 12, 1995**

[54] TIRE

[75] Inventor: **Timothy A. White, Greer, S.C.**

[73] Assignee: **Michelin Recherche et Technique S.A., Granges-Paccot, Switzerland**

[**] Term: **14 Years**

[21] Appl. No.: **18,942**

[22] Filed: **Feb. 18, 1994**

[52] U.S. Cl. **D12/147**

[58] Field of Search **D12/136, 140, 141-143, D12/145-148; 152/209 R, 209 A, 209 B, 209 D**

[56] **References Cited**

U.S. PATENT DOCUMENTS

D. 178,592	8/1956	Billingsley	D90/20
D. 196,897	5/1963	MacWherter	D90/20
D. 197,370	3/1963	MacWherter	D90/20
D. 202,252	6/1964	Rahn	D90/20
D. 206,703	4/1966	Hawkinson	D90/20
D. 283,698	5/1986	Kawabata et al. .	
D. 334,370	3/1993	White	D12/147
D. 334,371	3/1993	Hodges	D12/147
D. 350,511	9/1994	Anderson et al.	D12/147

FOREIGN PATENT DOCUMENTS

835230 4/1992 Japan .

OTHER PUBLICATIONS

1993 Tread Design Guide, p. 67, Sumitomo SC673 Tire, second tire in from top left side of page.

Primary Examiner—James M. Gandy

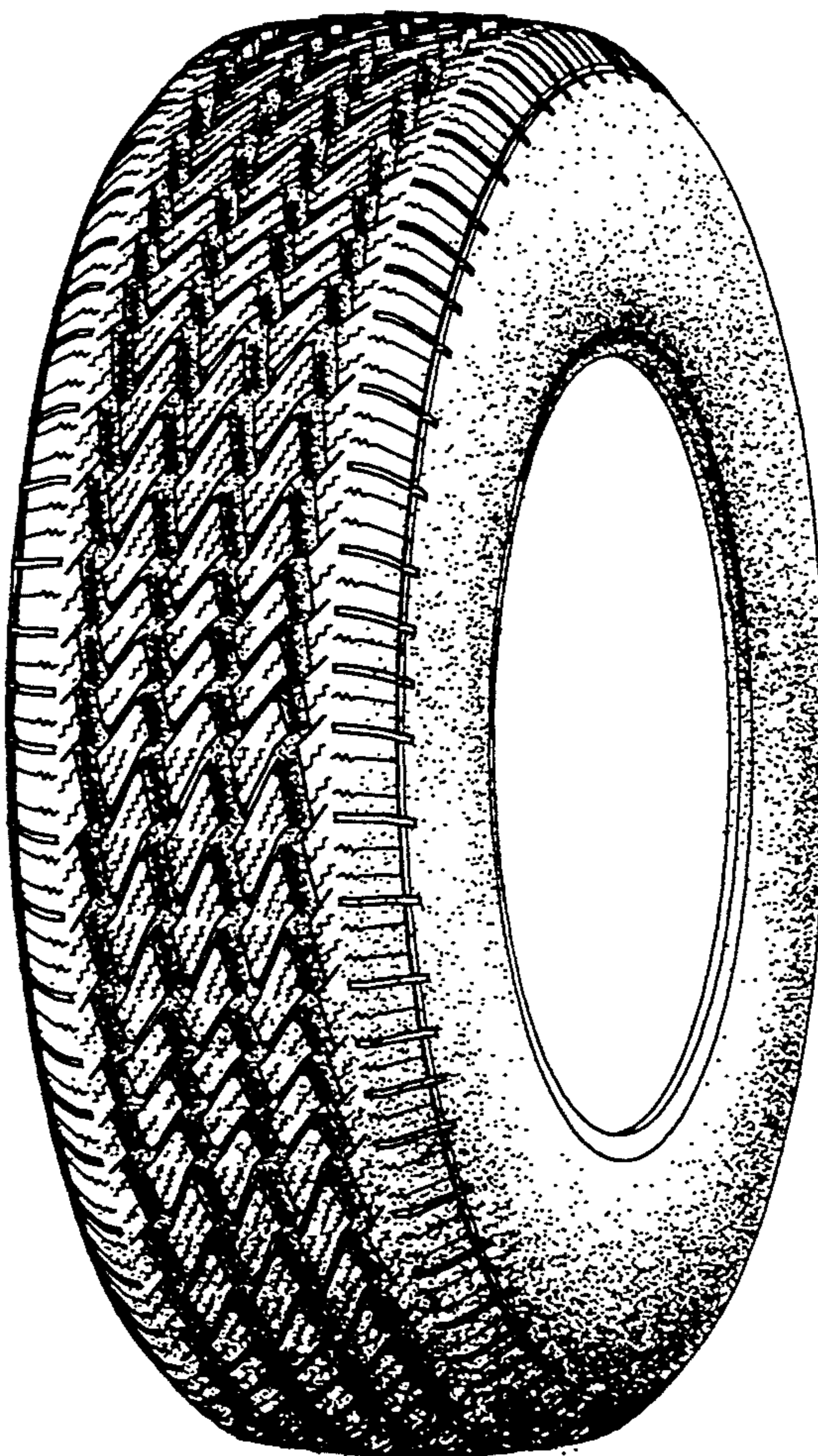
Attorney, Agent, or Firm—Robert R. Reed; Russell W. Warnock

[57] CLAIM

The ornamental design for a tire, as shown and described.

DESCRIPTION

FIG. 1 is a perspective view of a tire showing an embodiment of a new tread design. It is understood that the tread pattern, as shown in FIG. 1, is repeated over the outer circumference of the tire and the tread shoulder. The side of the tire opposite the portion of the tire shown in FIG. 1 is substantially the same as that shown; and, FIG. 2 is an enlarged fragmentary plan view of a portion of the tread of said embodiment shown in FIG. 1.



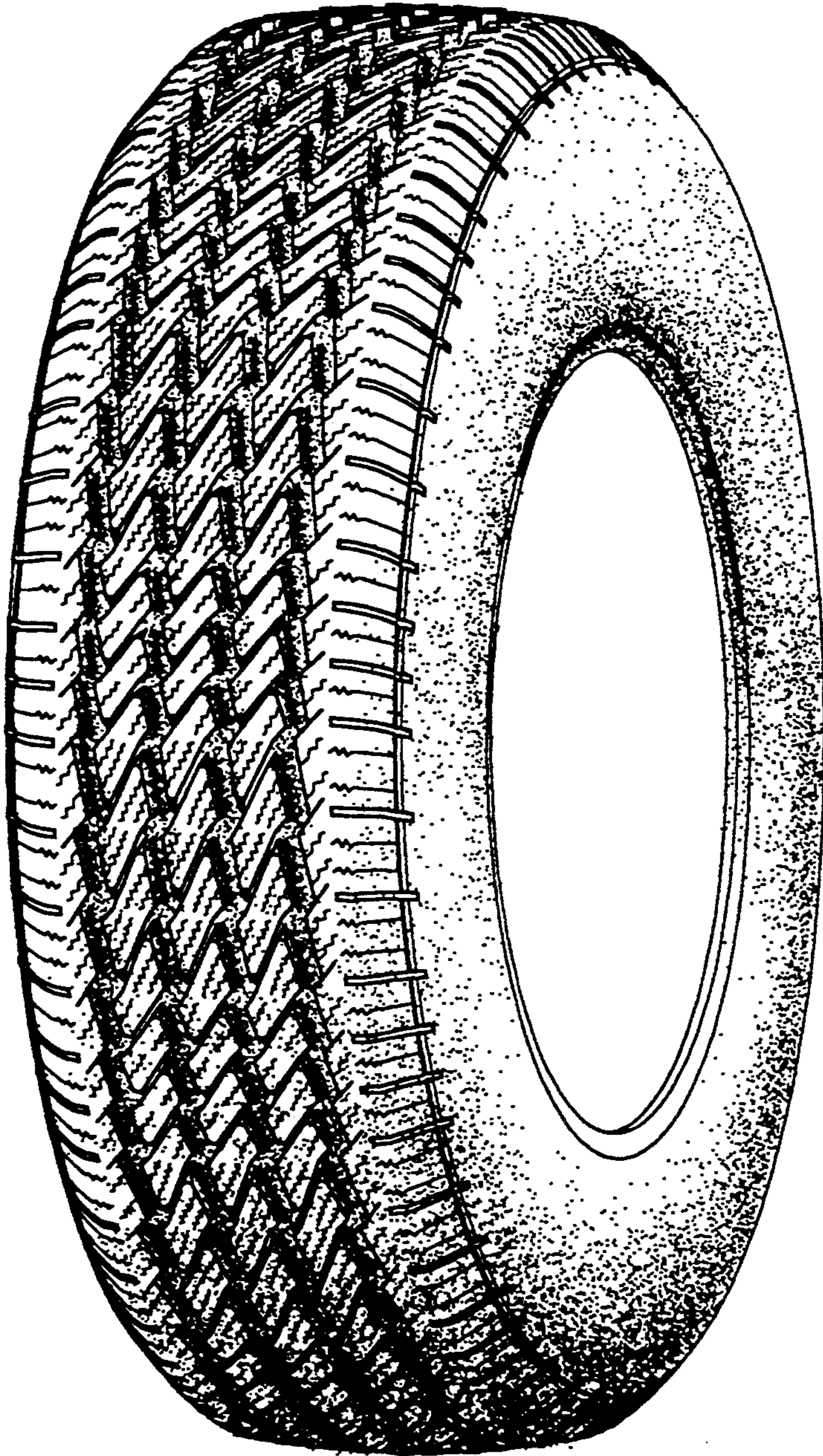


Fig.1

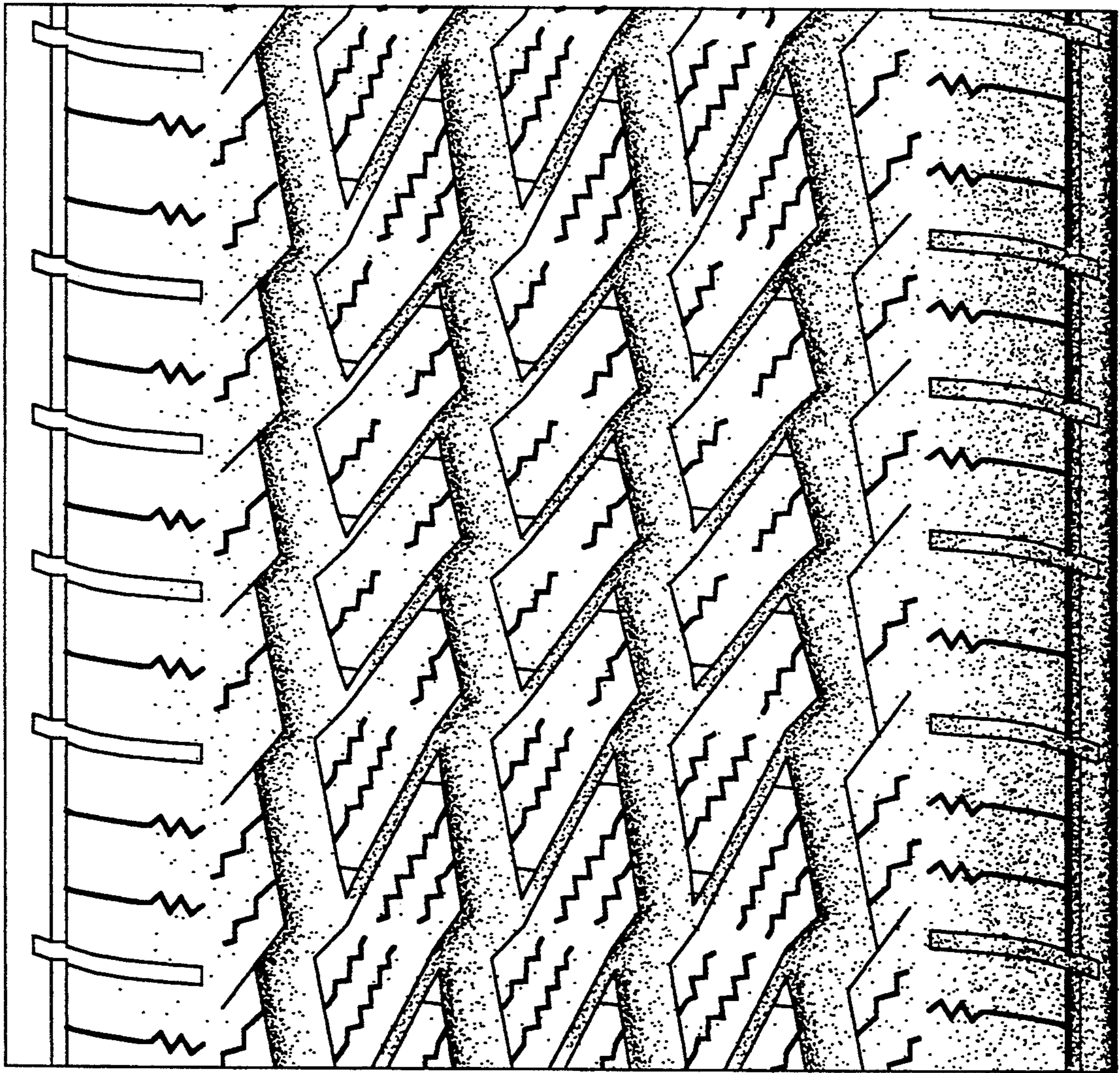


Fig.2