



US00D362215S

United States Patent [19]

[11] Patent Number: **Des. 362,215**

White

[45] Date of Patent: **** Sep. 12, 1995**

[54] TIRE

[75] Inventor: **Timothy A. White**, Greer, S.C.

[73] Assignee: **Michelin Recherche et Technique S.A.**, Granges-Paccot, Switzerland

[**] Term: **14 Years**

[21] Appl. No.: **17,891**

[22] Filed: **Jan. 25, 1994**

[52] U.S. Cl. **D12/147**

[58] Field of Search **D12/140-143,
D12/145-148, 136; 152/209 R, 209 A, 209 B,
209 D**

[56] **References Cited**

U.S. PATENT DOCUMENTS

- D. 334,370 3/1993 White D12/147
- D. 334,371 3/1993 Hodges D12/147
- D. 335,645 5/1993 Miyoshi D12/147
- D. 349,874 8/1994 Suzuki D12/147

FOREIGN PATENT DOCUMENTS

- 0457233 11/1991 European Pat. Off. 152/209 R
- 2182505 7/1990 Japan 152/209 D

OTHER PUBLICATIONS

- Tread Design Guide 1989, p. 50 Michelin XM+S 100.
- Tread Design Guide 1993, p. 46 Marshall Gripmax 745.
- Tread Design Guide 1993, p. 58 Remington XT 120 "SR".
- Tread Design Guide 1993, p. 61 Sears Gardsman Response XL.
- Tread Design Guide 1993, p. 62 Sigma Grand Sport Radial MSR.
- Tread Design Guide 1993, p. 66 Sumitomo HTR 70.

Primary Examiner—James M. Gandy
Attorney, Agent, or Firm—Robert R. Reed; Russell W. Warnock

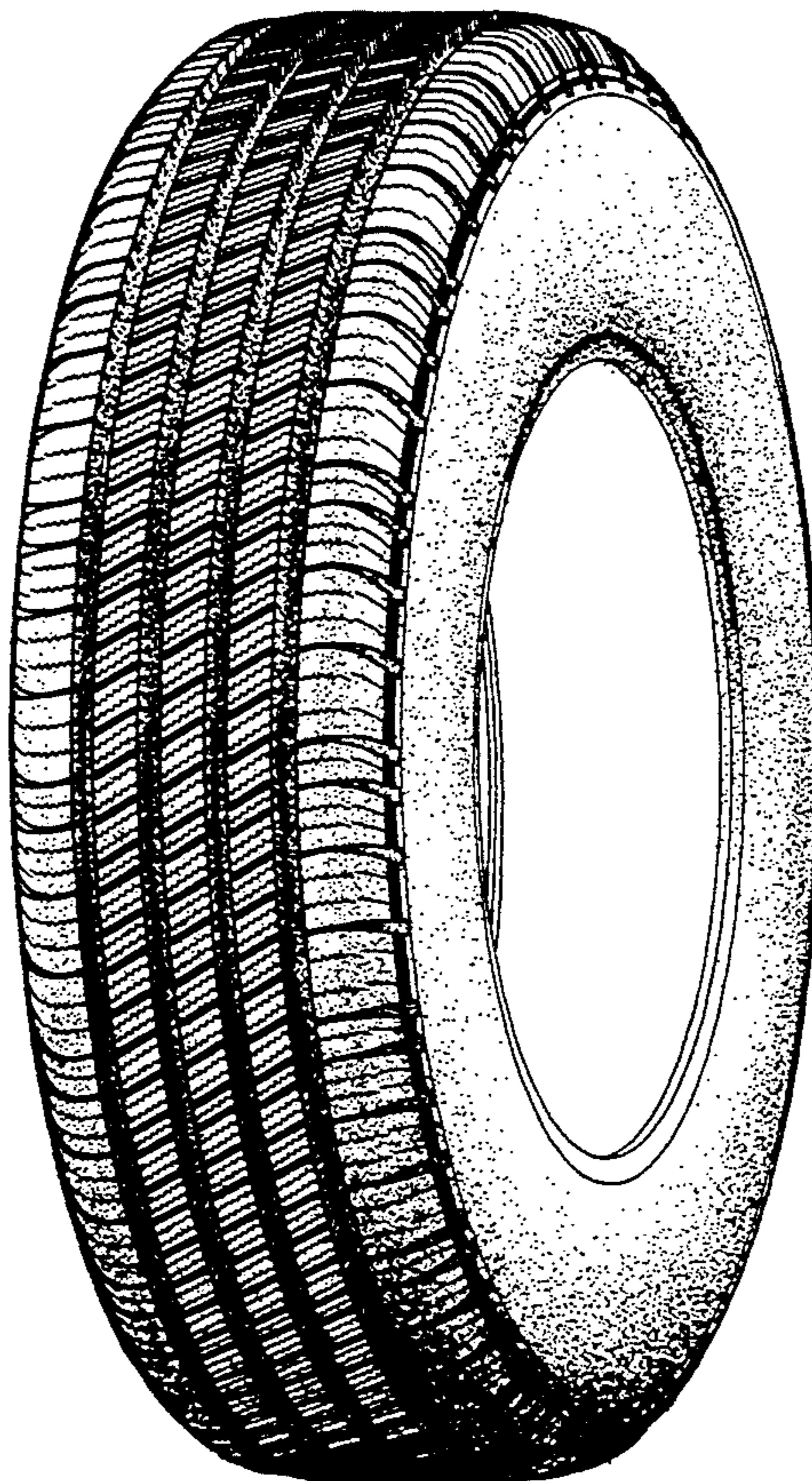
[57] **CLAIM**

The ornamental design for a tire, as shown and described.

DESCRIPTION

FIG. 1 is a perspective view of a tire showing an embodiment of a new tread design. It is understood that the tread pattern, as shown in FIG. 1, is repeated over the outer circumference of the tire and the tread shoulder. The side of the tire opposite the portion of the tire shown in FIG. 1 is substantially the same as that shown; and,

FIG. 2 is an enlarged fragmentary plan view of a portion of the tread of said embodiment shown in FIG. 1.



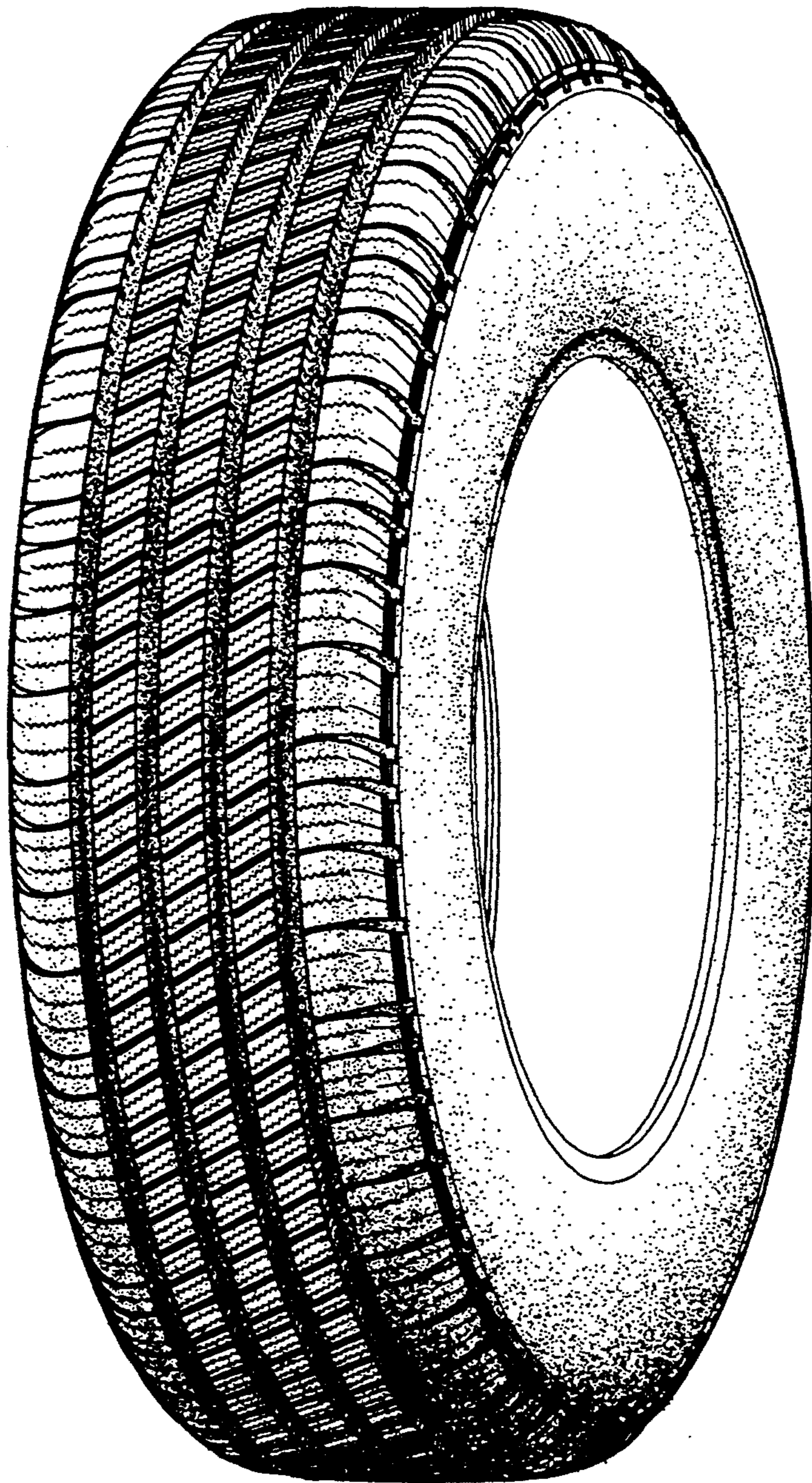


Fig.1

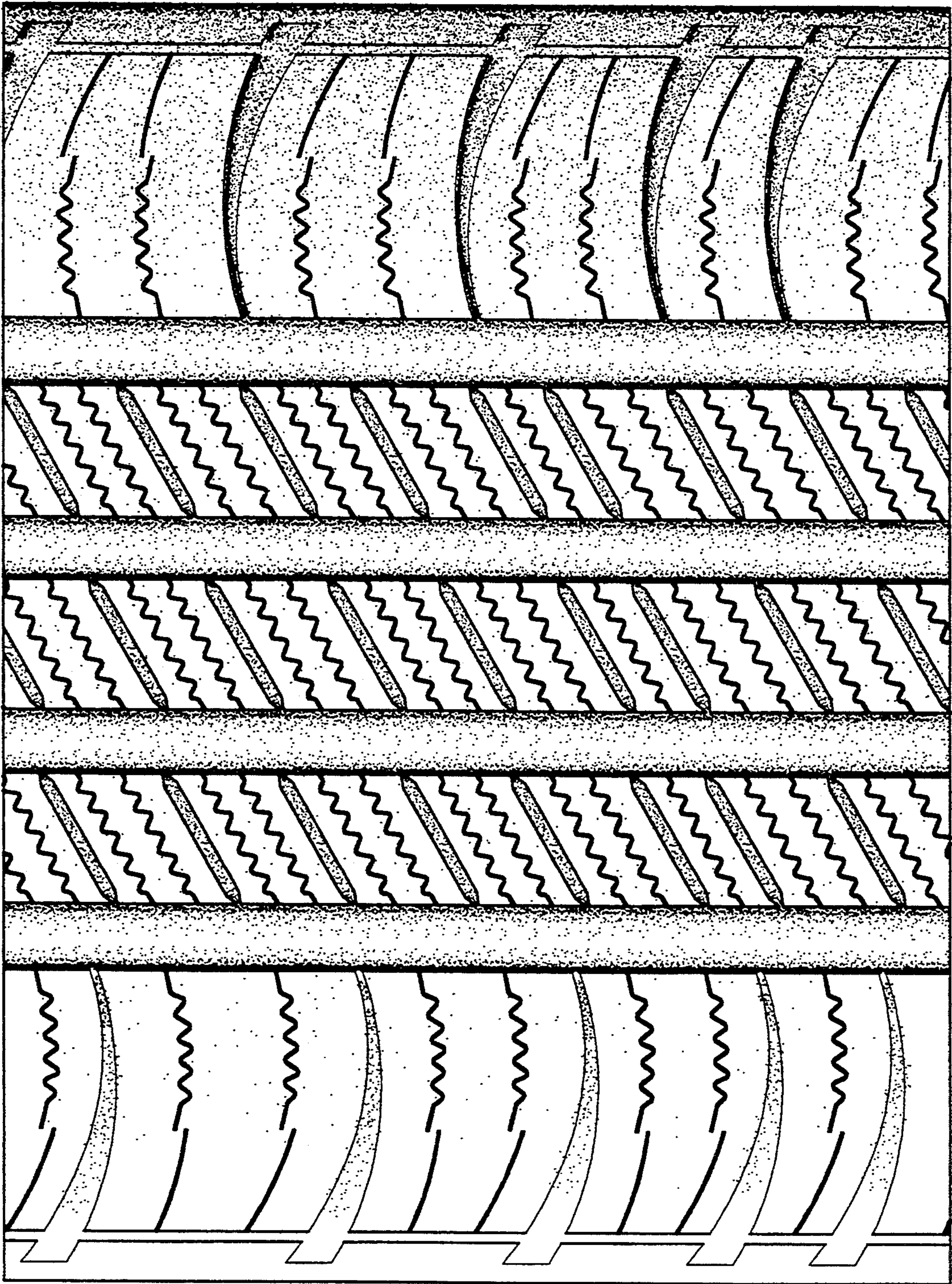


Fig.2