



US00D362214S

United States Patent [19]

[11] Patent Number: **Des. 362,214**

McKisson

[45] Date of Patent: **** Sep. 12, 1995**

[54] **TIRE**

[75] Inventor: **Eileen A. McKisson, Richfield, Ohio**

[73] Assignee: **Michelin Recherche et Technique S.A., Granges-Paccot, Switzerland**

[**] Term: **14 Years**

[21] Appl. No.: **19,806**

[22] Filed: **Mar. 10, 1994**

[52] U.S. Cl. **D12/146**

[58] Field of Search **D12/136, 137, 140-143, D12/145-148; 152/209 R, 209 B, 209 D**

[56] **References Cited**

U.S. PATENT DOCUMENTS

D. 290,826 7/1987 Nakaseko D12/147

FOREIGN PATENT DOCUMENTS

0090406 4/1988 Japan 152/209 R

OTHER PUBLICATIONS

1993 Tread Design Guide, p. 33, General Ameri-Plus Tire, bottom left side of page.

Tread Design Guide, 1986, p. 17 Bridgestone Potenza 137.

Tread Design Guide, 1986, p. 38 Fleetwood Capri.

Tread Design Guide, 1986, p. 112 Cordovan Wild Trac Radial A/T.

Tread Design Guide, 1993, p. 22 Cordovan Centron.

Primary Examiner—James M. Gandy

Attorney, Agent, or Firm—Robert R. Reed; Russell W. Warnock

[57] **CLAIM**

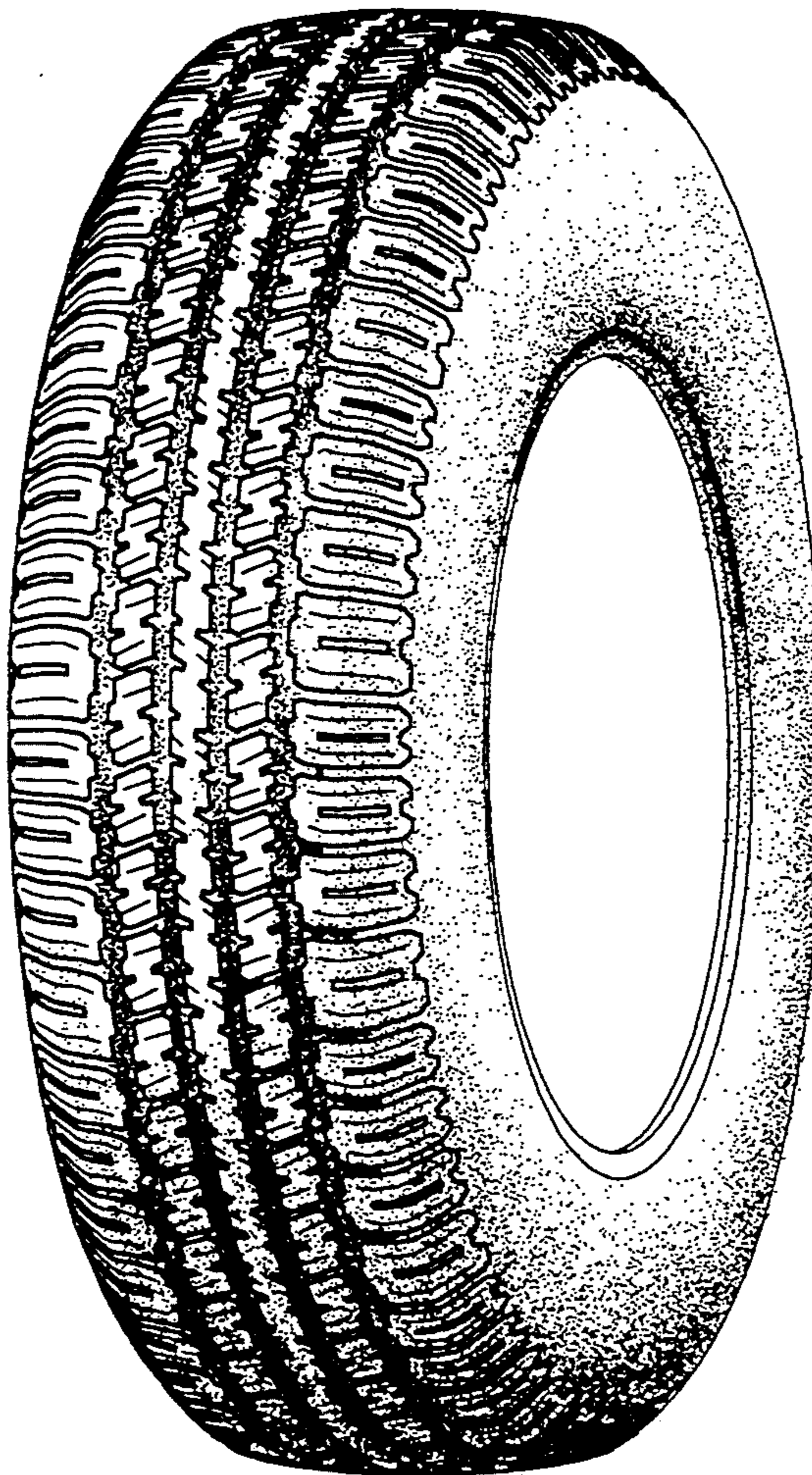
The ornamental design for a tire, as shown and described.

DESCRIPTION

FIG. 1 is a front elevation view of the tire of FIG. 3 showing my new design;

FIG. 2 is a side elevation view of the tire of FIG. 3 showing my new design; and,

FIG. 3 is a perspective view of a tire showing my new design, it being understood that the tread pattern is repeated throughout the circumference of the tire, the opposite side being substantially the same as that illustrated.






Fig.1

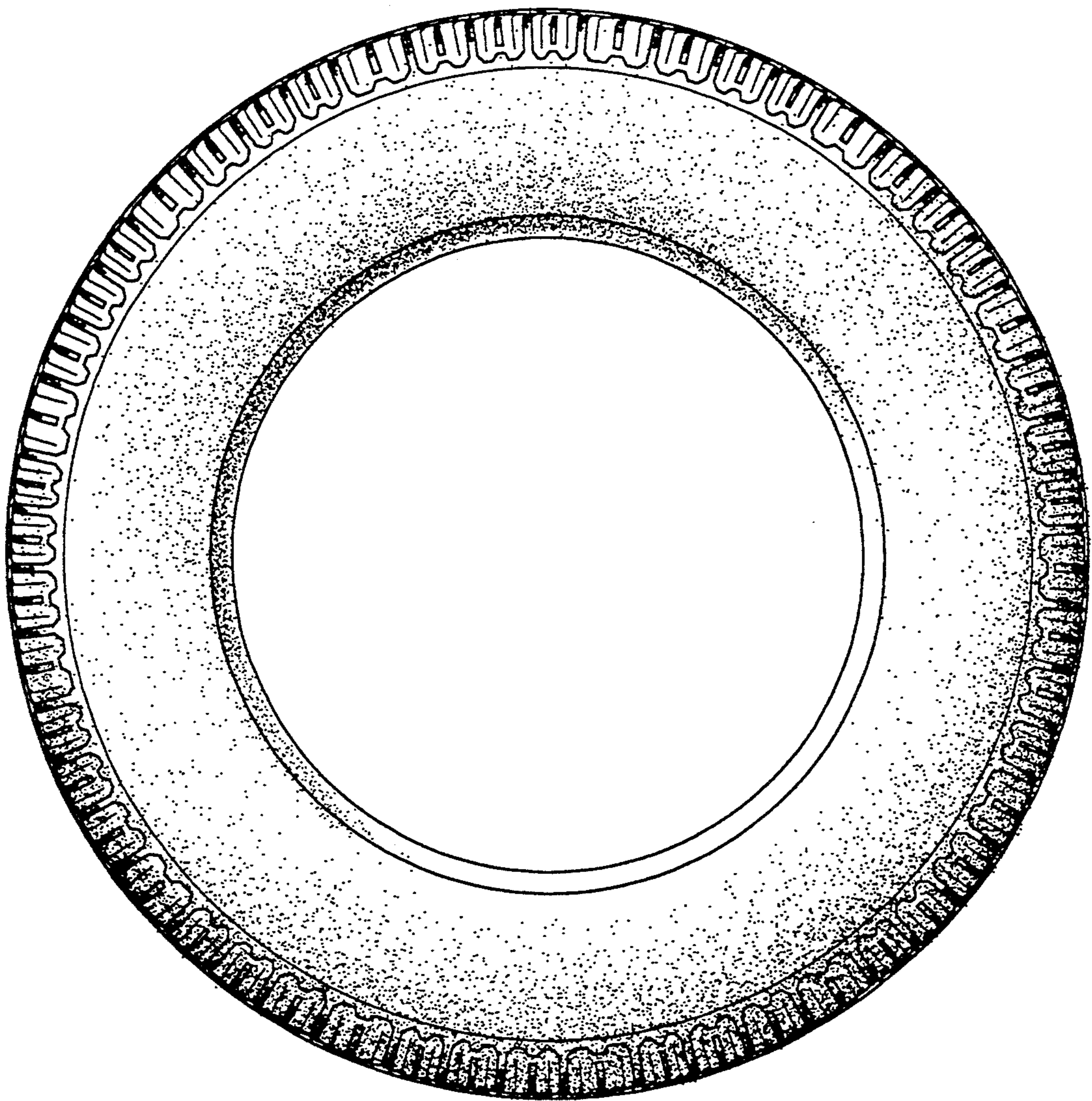


Fig.2

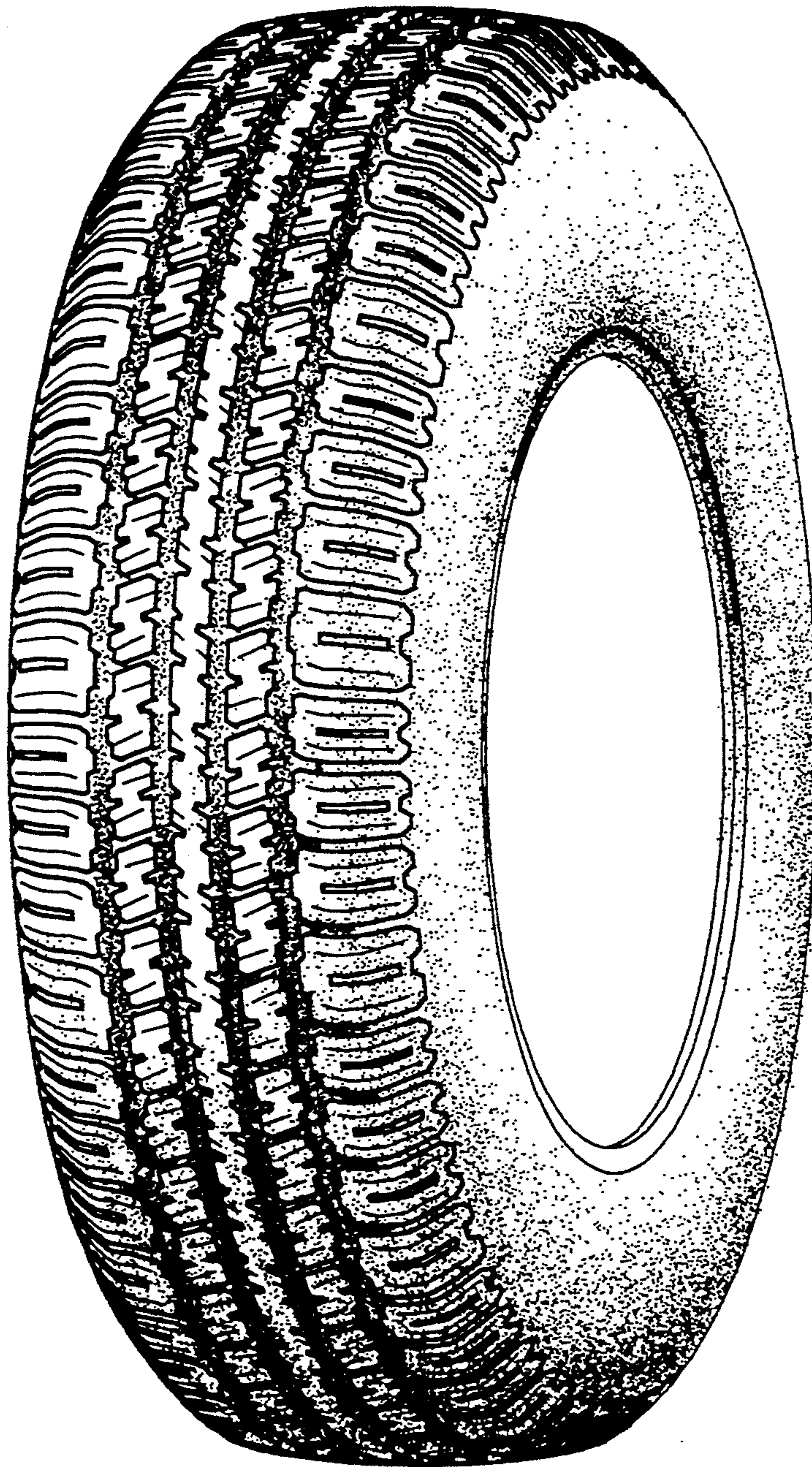


Fig.3