



US00D362213S

United States Patent [19]

[11] Patent Number: **Des. 362,213**

McKisson

[45] Date of Patent: ** Sep. 12, 1995

[54] TIRE

[75] Inventor: Eileen A. McKisson, Richfield, Ohio

[73] Assignee: Michelin Recherche et Technique S.A., Granges-Paccot, Switzerland

[**] Term: 14 Years

[21] Appl. No.: 19,748

[22] Filed: Mar. 10, 1994

[52] U.S. Cl. D12/146

[58] Field of Search D12/140-143, D12/146-148, 136; 152/209 R, 209 B, 209 D

[56] **References Cited**

U.S. PATENT DOCUMENTS

- D. 196,897 5/1963 MacWherter D90/20
- D. 261,753 11/1981 Blankenship et al. D12/147
- D. 263,946 4/1982 Kojima et al. D12/146
- D. 265,185 6/1982 Grohmann et al. D12/146
- D. 265,303 7/1982 Yokoyama D12/147
- D. 294,239 2/1988 Graas D12/146
- D. 350,096 8/1994 Brightwell et al. D12/147
- D. 351,126 10/1994 Manestar D12/146

OTHER PUBLICATIONS

1993 Tread Design Guide, p. 27, Duralon Radial IV Tire, third row down from top, left side of page.

1993 Tread Design Guide, p. 33, General Ameri-Plus Tire, bottom left side of page.

1993 Tread Design Guide, p. 34, Gillette Golden Bear Tire, top center of page.

Tread Design Guide, 1986, p. 21 Centennial Interceptor 70M.

Tread Design Guide, 1986, p. 28 Delta, Delta 2000.

Tread Design Guide, 1993, p. 24 Dayton Dayton Radial S/R.

Primary Examiner—James M. Gandy

Attorney, Agent, or Firm—Robert R. Reed; Russell W. Warnock

[57] **CLAIM**

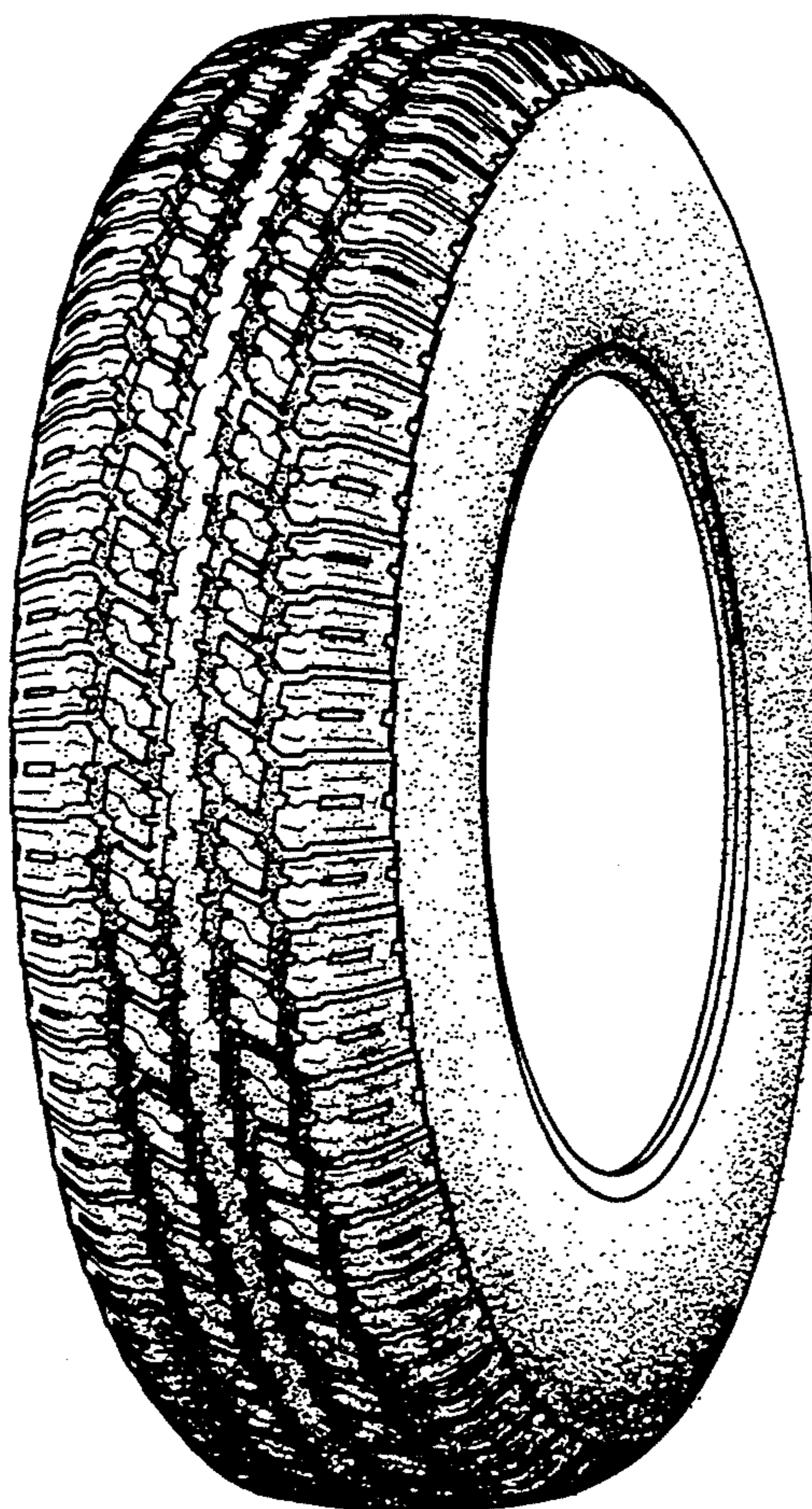
The ornamental design for a tire, as shown and described.

DESCRIPTION

FIG. 1 is a front elevation view of the tire of FIG. 3 showing my new design;

FIG. 2 is a side elevation view of the tire of FIG. 3 showing my new design; and,

FIG. 3 is a perspective view of a tire showing my new design, it being understood that the tread pattern is repeated throughout the circumference of the tire, the opposite side being substantially the same as that illustrated.






Fig.1

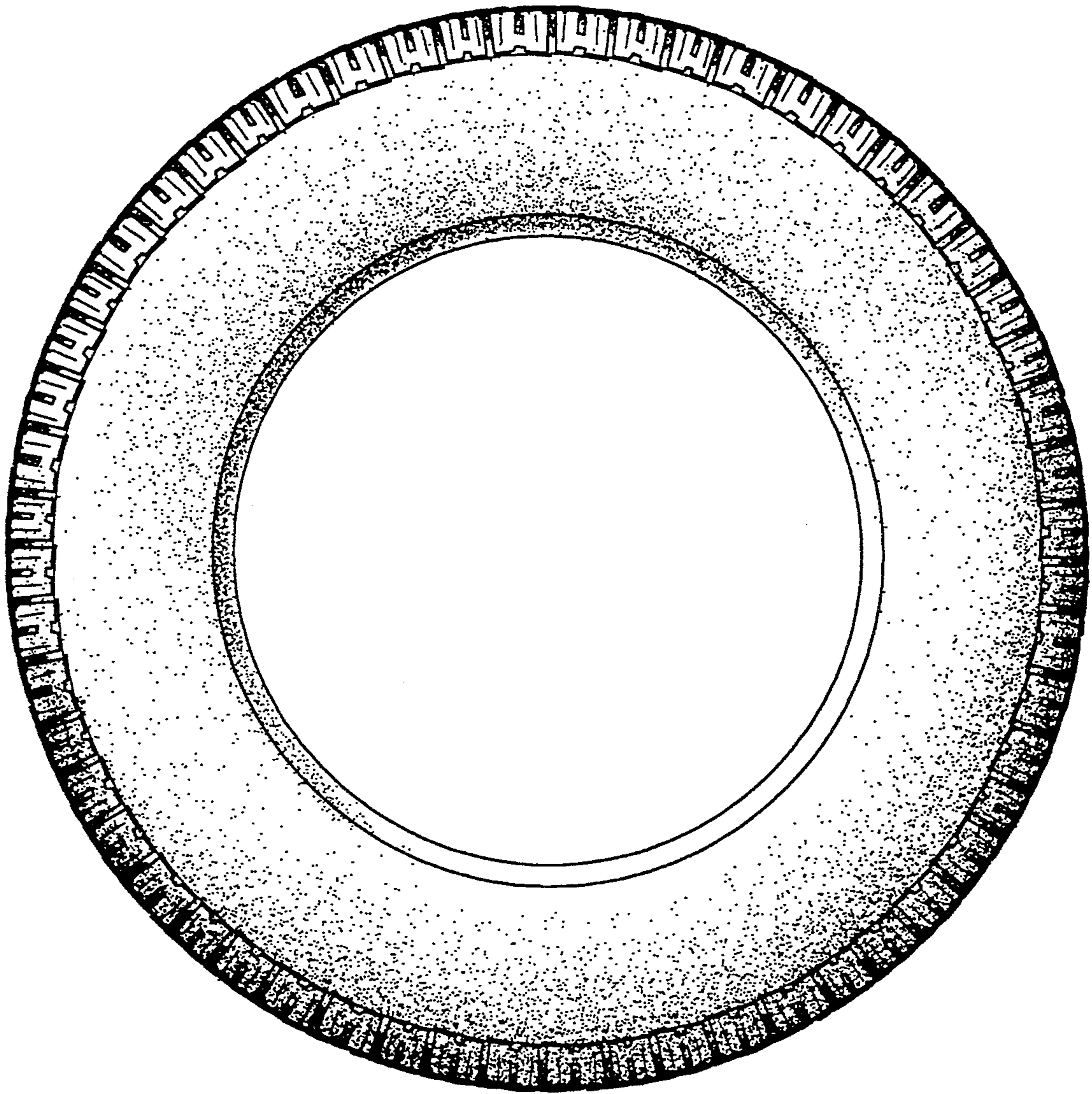


Fig.2

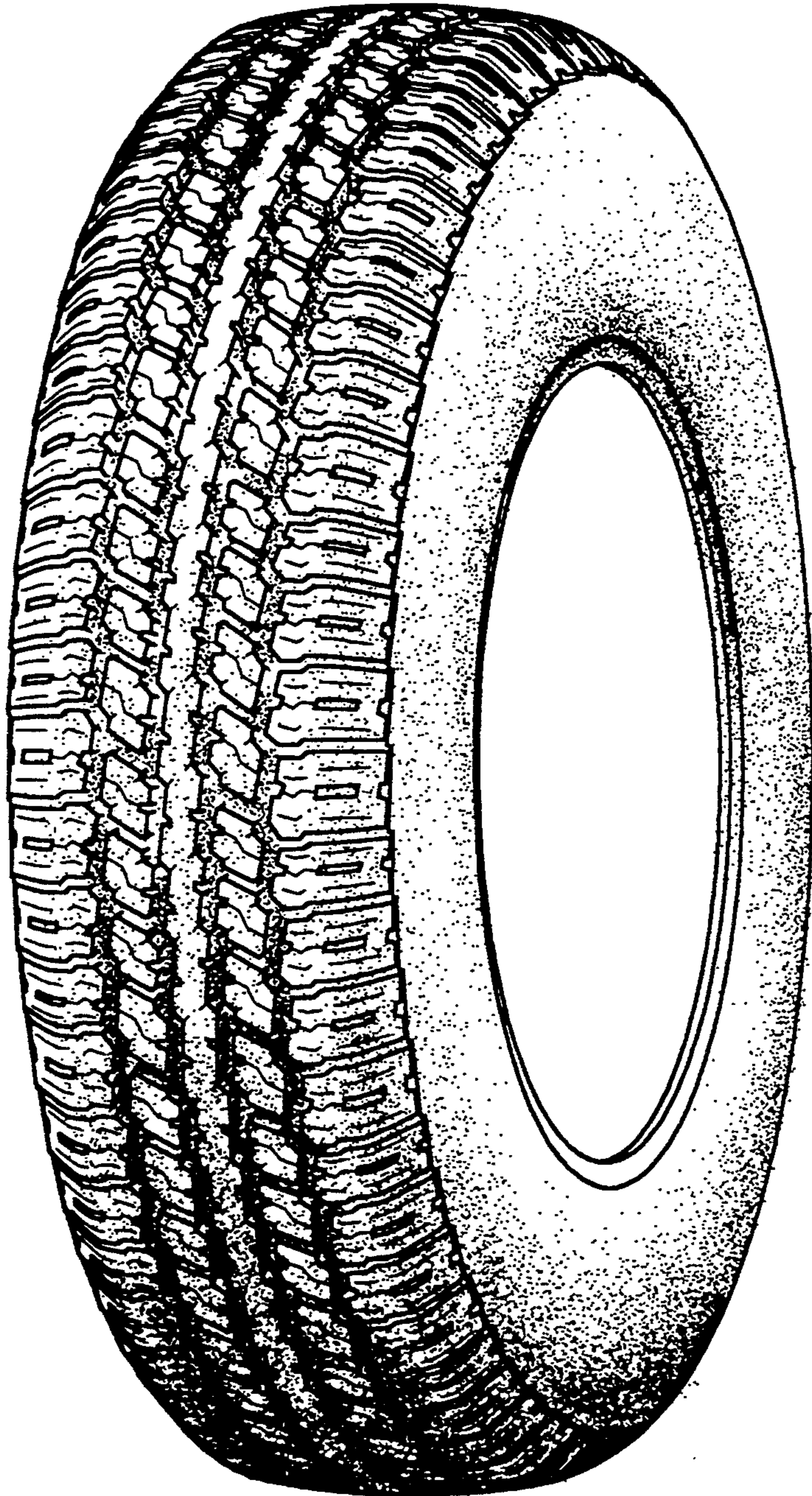


Fig.3