



US00D362212S

# United States Patent [19]

[11] Patent Number: **Des. 362,212**

**McKisson**

[45] Date of Patent: **\*\* Sep. 12, 1995**

[54] TIRE

### FOREIGN PATENT DOCUMENTS

[75] Inventor: **Eileen A. McKisson**, Richfield, Ohio

119507 of 1980 Japan ..... B60C 11/04

[73] Assignee: **Michelin Recherche et Technique S.A.**, Granges-Paccot, Switzerland

### OTHER PUBLICATIONS

[\*\*] Term: **14 Years**

1993 Tread Design Guide, p. 33, General Ameri-Plus Tire, bottom left side of page.

[21] Appl. No.: **19,747**

Tread Design Guide, p. 32, 1986, Dunlop SP Sport D6 Radial.

[22] Filed: **Mar. 10, 1994**

Tread Design Guide, 1993, p. 34, Gillette Golden Bear.

[52] U.S. Cl. .... **D12/146**

*Primary Examiner*—James M. Gandy

[58] Field of Search ..... **D12/140-143, D12/146-148, 136; 152/209 R, 209 B, 209 D**

*Attorney, Agent, or Firm*—Robert R. Reed; Russell W. Warnock

### [57] CLAIM

### [56] References Cited

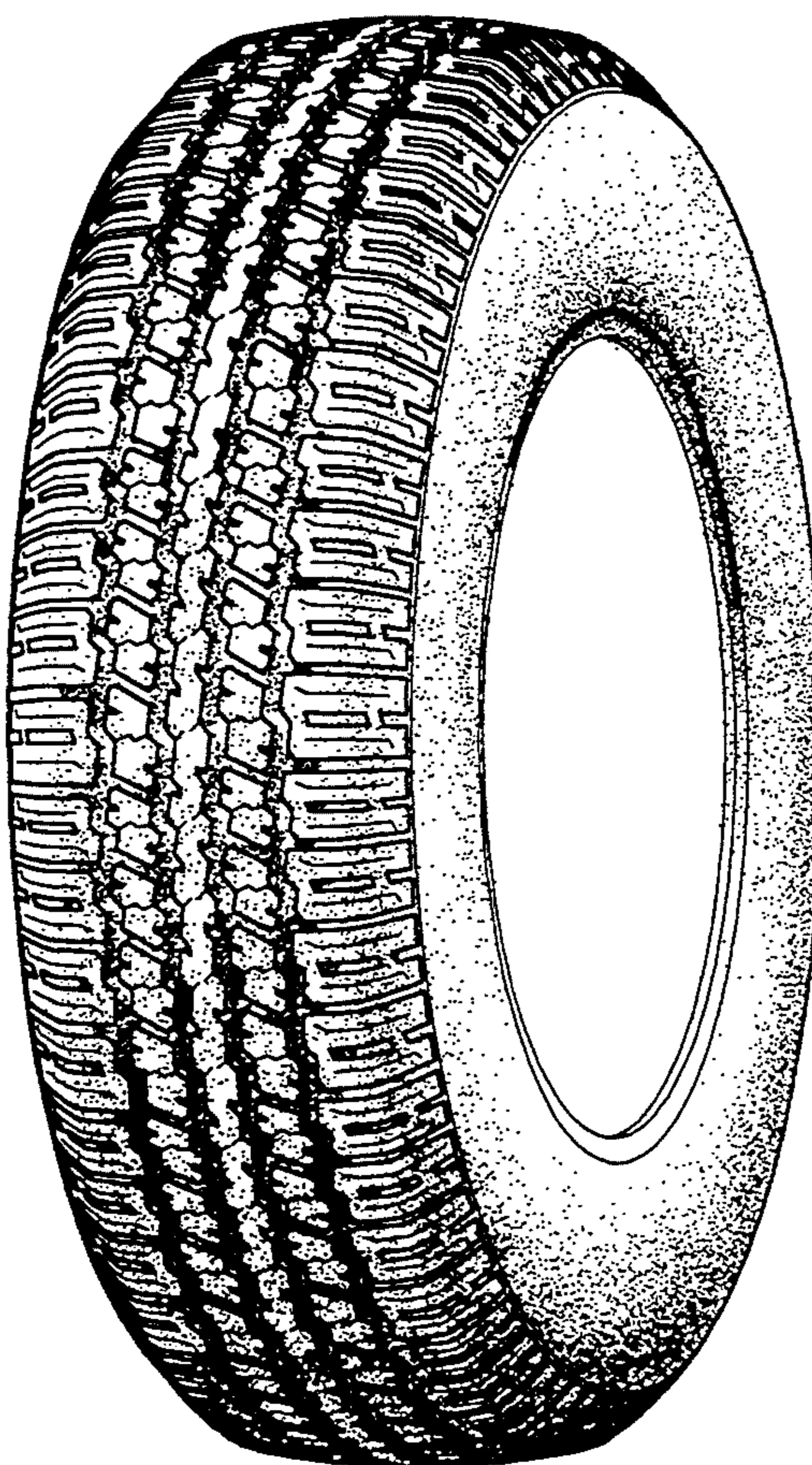
The ornamental design for a tire, as shown and described.

#### U.S. PATENT DOCUMENTS

### DESCRIPTION

D. 196,897	5/1963	MacWherter	.....	D90/20
D. 224,818	9/1972	Takahashi	.....	D12/15
D. 238,768	2/1976	Dubos	.....	D12/15
D. 261,753	11/1981	Blankenship et al.	.....	D12/147
D. 262,102	12/1981	Baus et al.	.....	D12/147
D. 265,303	7/1982	Yokoyama	.....	D12/147
D. 323,311	1/1992	Yamashita	.....	D12/148
D. 328,271	7/1992	Guspodin et al.	.....	D12/147
D. 354,466	1/1995	Regallis et al.	.....	D12/147

FIG. 1 is a front elevation view of the tire of FIG. 3 showing my new design; FIG. 2 is a side elevation view of the tire of FIG. 3 showing my new design; and, FIG. 3 is a perspective view of a tire showing my new design, it being understood that the tread pattern is repeated throughout the circumference of the tire, the opposite side being substantially the same as that illustrated.






Fig.1

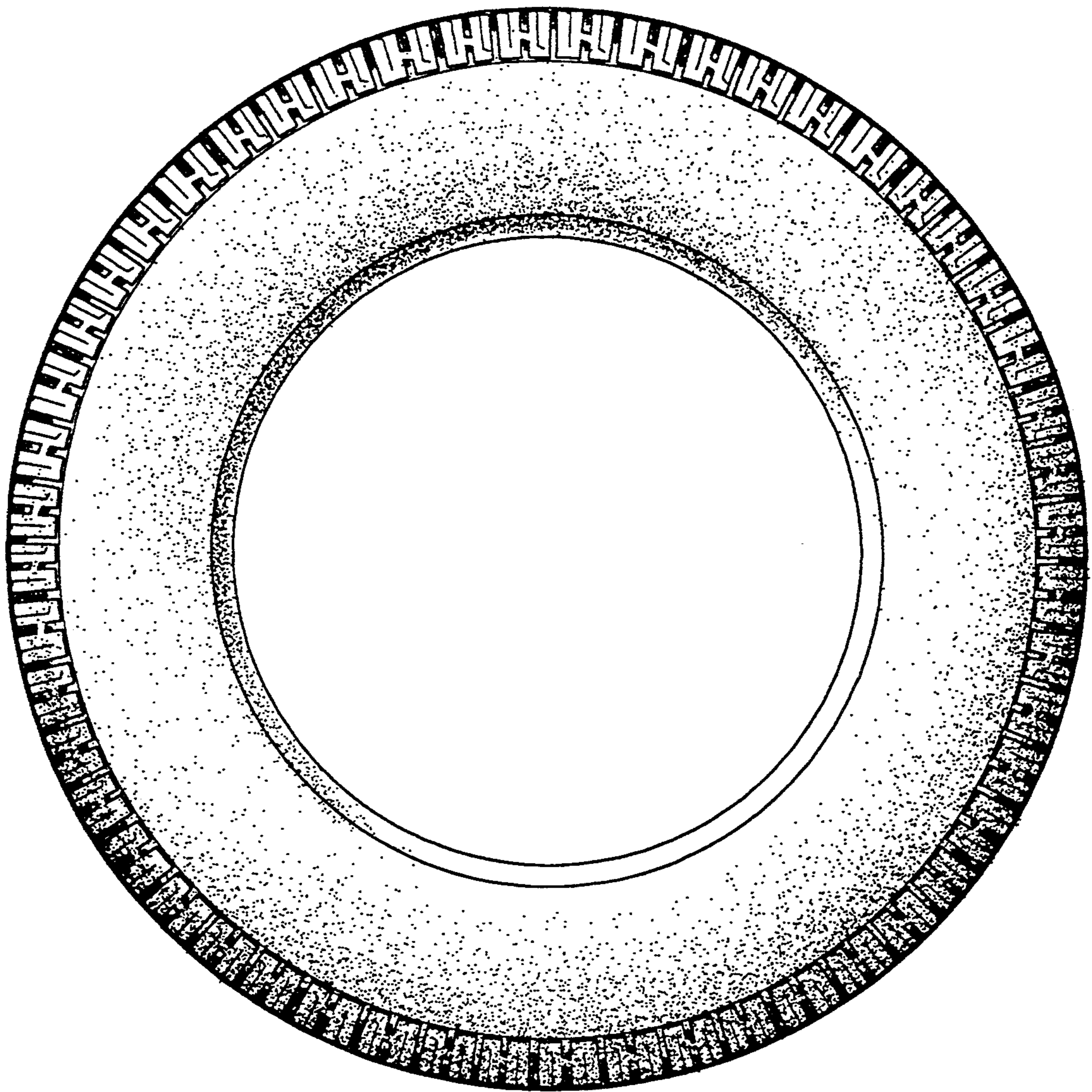


Fig.2

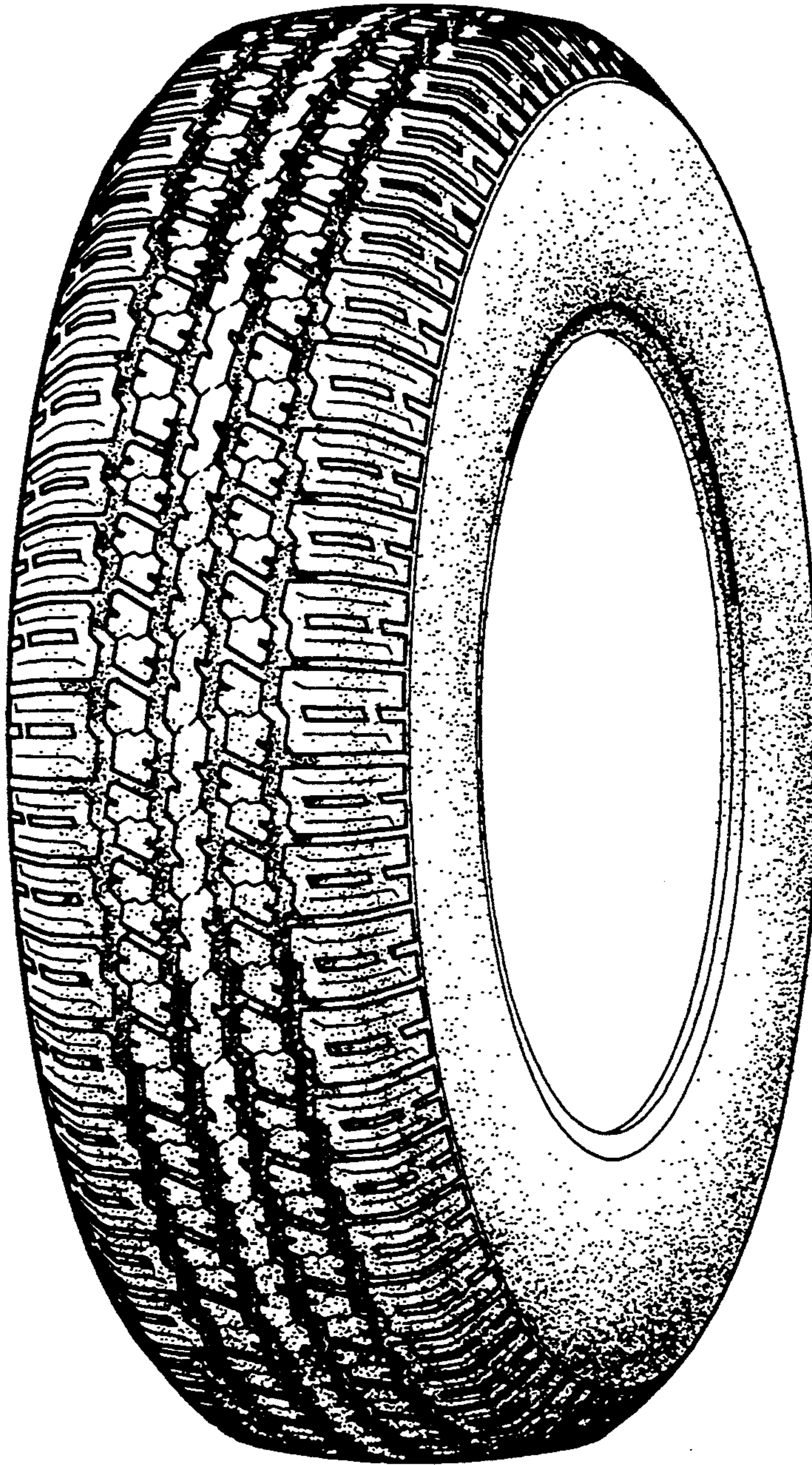


Fig.3