



US00D362211S

# United States Patent [19]

[11] Patent Number: **Des. 362,211**

Lassan et al.

[45] Date of Patent: **\*\* Sep. 12, 1995**

[54] **TIRE TREAD**

[75] Inventors: **Timothy J. Lassan, Kent; Bill J. Wallet, Marshallville; Dennis W. Krupa, Kent; Fred J. Cusimano, Akron; Christopher Kocaj, Medina, all of Ohio**

[73] Assignee: **Bridgestone/Firestone, Inc., Akron, Ohio**

[\*\*] Term: **14 Years**

[21] Appl. No.: **17,738**

[22] Filed: **Jan. 21, 1994**

[52] U.S. Cl. .... **D12/146**

[58] Field of Search ..... **D12/141-143, D12/145-151, 136; 152/209 R, 209 A, 209 B, 209 D**

[56] **References Cited**

**U.S. PATENT DOCUMENTS**

- D. 277,272 1/1985 Sladky et al. .... D12/146
- D. 283,699 5/1986 Candiliotis ..... D12/147
- D. 294,237 2/1988 Graas ..... D12/143

- D. 305,524 1/1990 Idei ..... D12/147
- D. 323,800 2/1992 Crump et al. .... D12/146
- 3,841,374 10/1974 Boileau ..... 152/209

*Primary Examiner*—James M. Gandy  
*Attorney, Agent, or Firm*—David A. Thomas

[57] **CLAIM**

The ornamental design for a tire tread, as shown and described.

**DESCRIPTION**

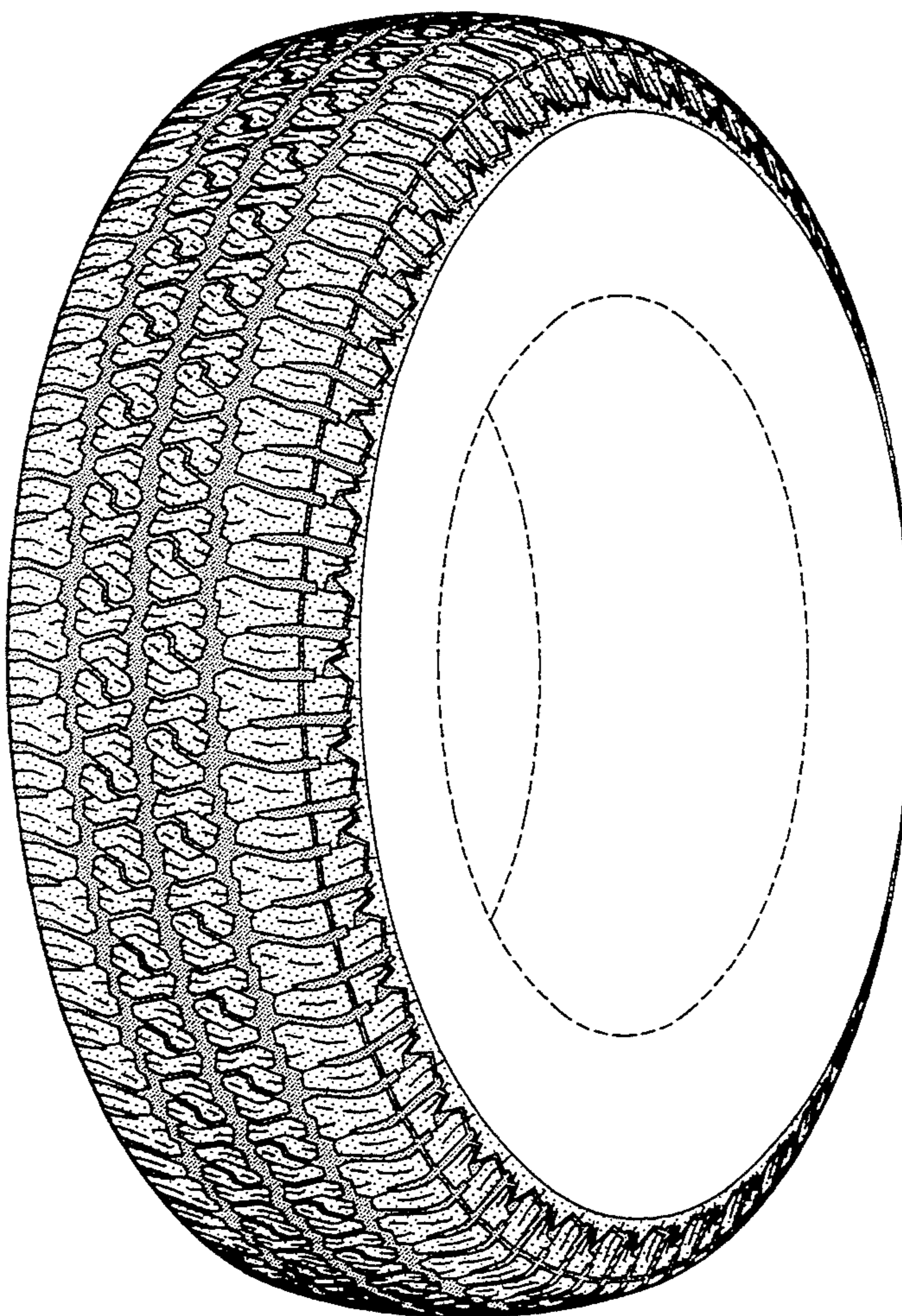
FIG. 1 is a right side perspective view of a tire tread showing our new design, it being understood that the tread pattern is repeated throughout the circumference of the tire tread, the opposite side being substantially the same as that shown;

FIG. 2 is a front elevational view thereof;

FIG. 3 is a right side elevational view, the opposite side being a mirror image thereof; and,

FIG. 4 is an enlarged fragmentary front elevational view thereof.

The broken line showing of the tire sidewall in the drawings is for illustrative purposes only and forms no part of the claimed design.



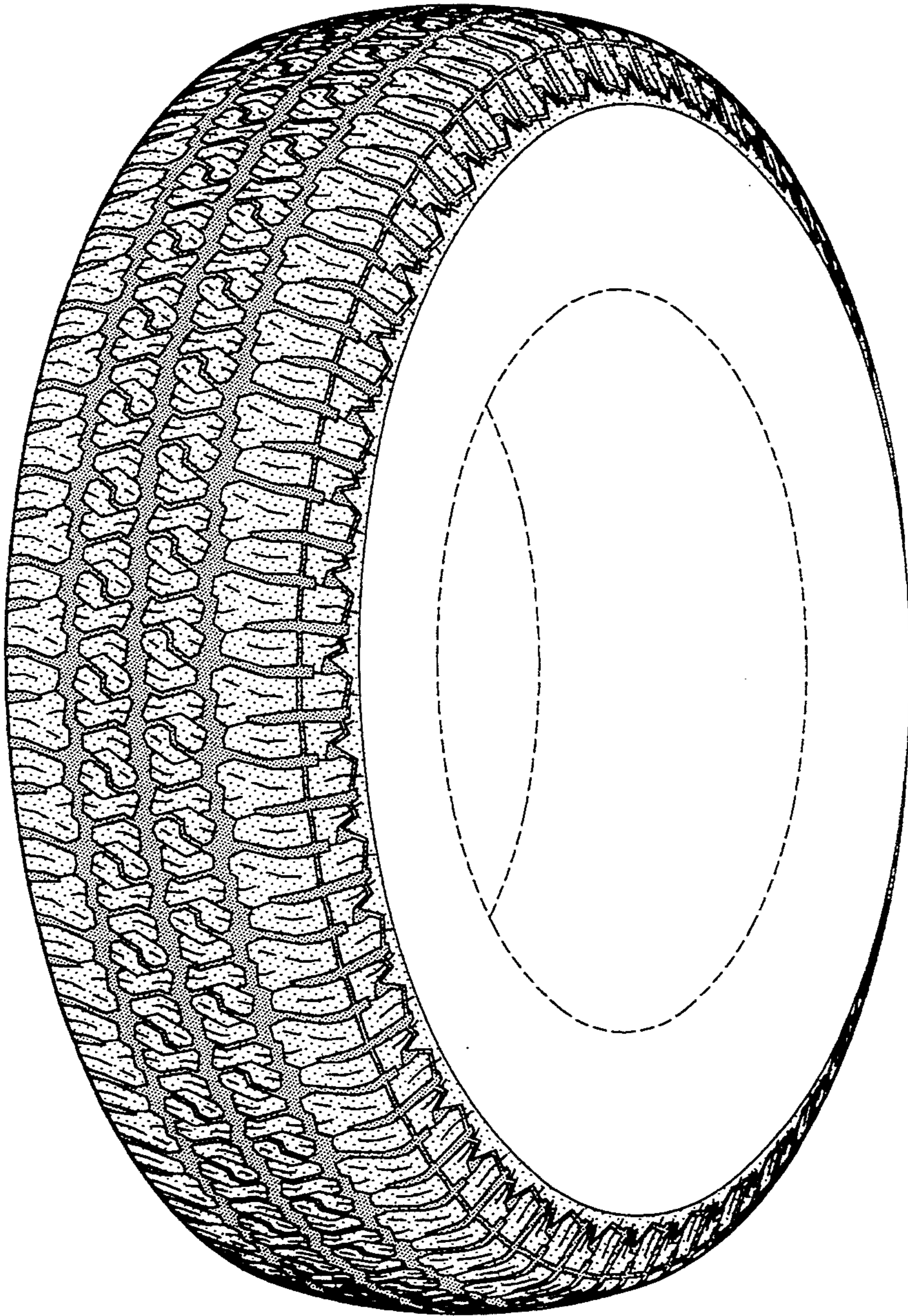


FIG-1




FIG-2

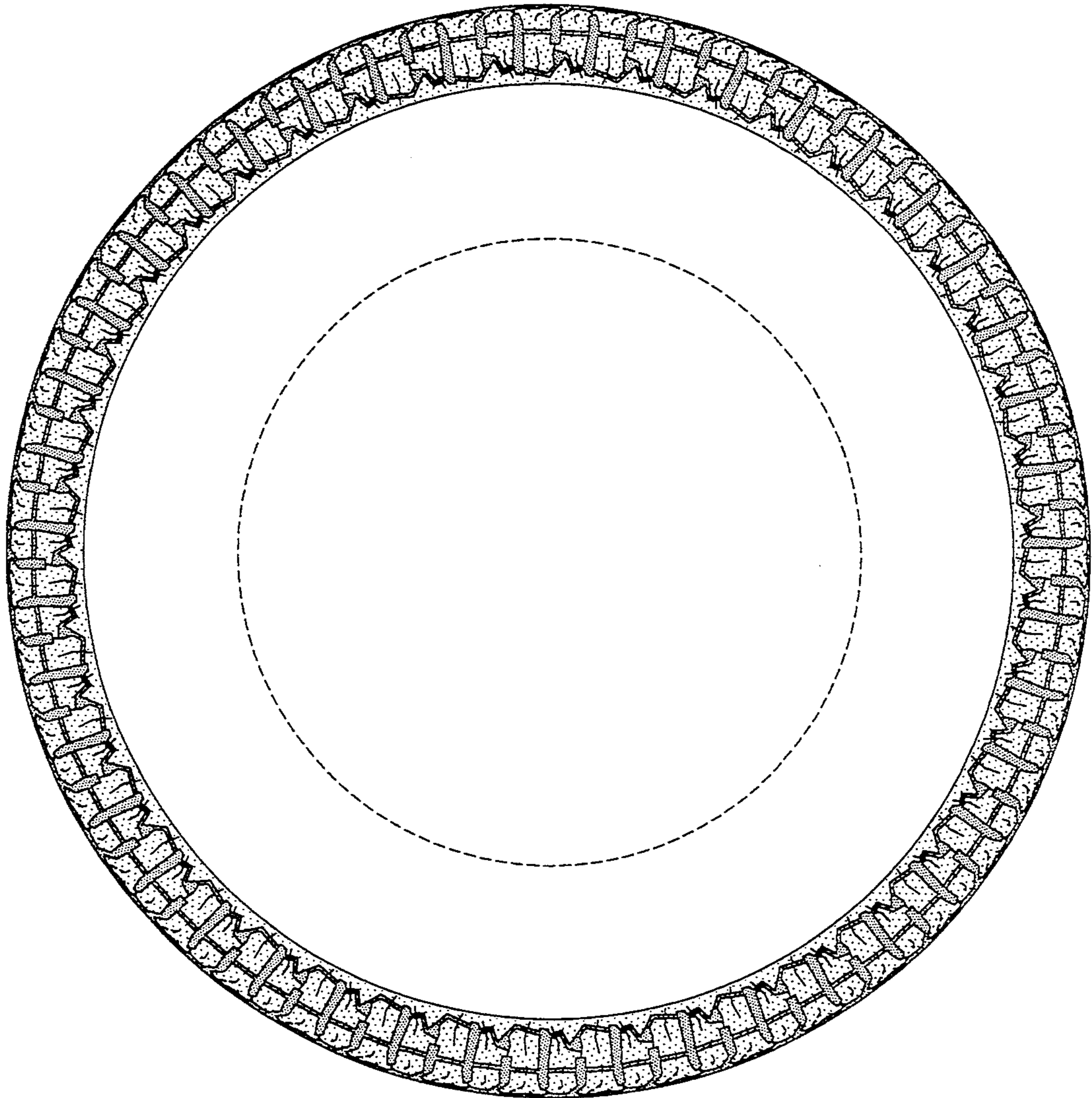


FIG-3

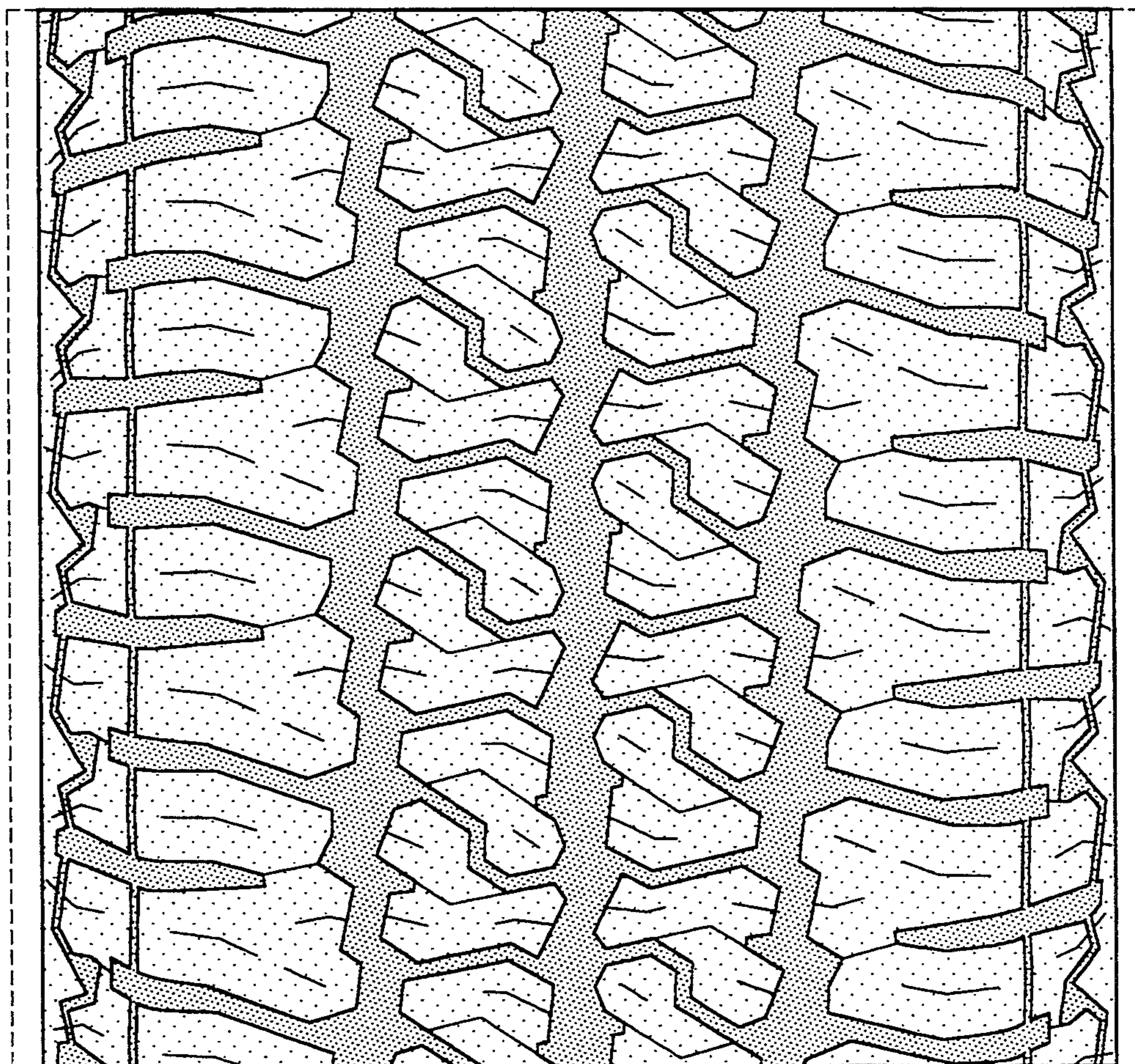


FIG-4