



US00D362192S

# United States Patent [19] Hitter

[11] Patent Number: **Des. 362,192**

[45] Date of Patent: **\*\* Sep. 12, 1995**

## [54] COMBINED WATCH AND BRACELET

[75] Inventor: **Steven Hitter**, Lengnau, Switzerland

[73] Assignee: **Sportime Watches AG (Sportime Watches SA)**, Lengnau, Switzerland

[\*\*] Term: **14 Years**

[21] Appl. No.: **13,469**

[22] Filed: **Sep. 24, 1993**

### [30] Foreign Application Priority Data

Jun. 28, 1993 [IT] Italy ..... DMA/002191

[52] U.S. Cl. .... **D10/32; D10/30; D10/38**

[58] Field of Search ..... D10/32, 39, 30, 38; 368/280, 281, 282, 294, 223, 228

### [56] References Cited

#### U.S. PATENT DOCUMENTS

D. 326,232 5/1992 Kurebayashi ..... D10/39

## OTHER PUBLICATIONS

Swiss Watch & Jewelry Journal, Feb. 1987, p. 618.  
Jewelers Circular-Keystone, Jul. 1987, p. 163. Large Watch.

Jewelers Circular-Keystone, Aug. 1983, p. 190, watch strap, second from left.

*Primary Examiner*—Alan P. Douglas

*Assistant Examiner*—Cathron B. Matta

*Attorney, Agent, or Firm*—McGlew and Tuttle

## [57] CLAIM

The ornamental design for a combined watch and bracelet, as shown and described.

## DESCRIPTION

FIG. 1 is a top view of my new combined watch and bracelet;

FIG. 2 is a bottom view of the design of FIG. 1;

FIG. 3 is a right side view of the design of FIG. 1;

FIG. 4 is a left side view of the design of FIG. 1;

FIG. 5 is a rear end view of the design of FIG. 1;

FIG. 6 is a front end view of the design of FIG. 1; and,

FIG. 7 is a right front perspective view of the design of FIG. 1.





Fig. 1




Fig. 2




Fig. 3


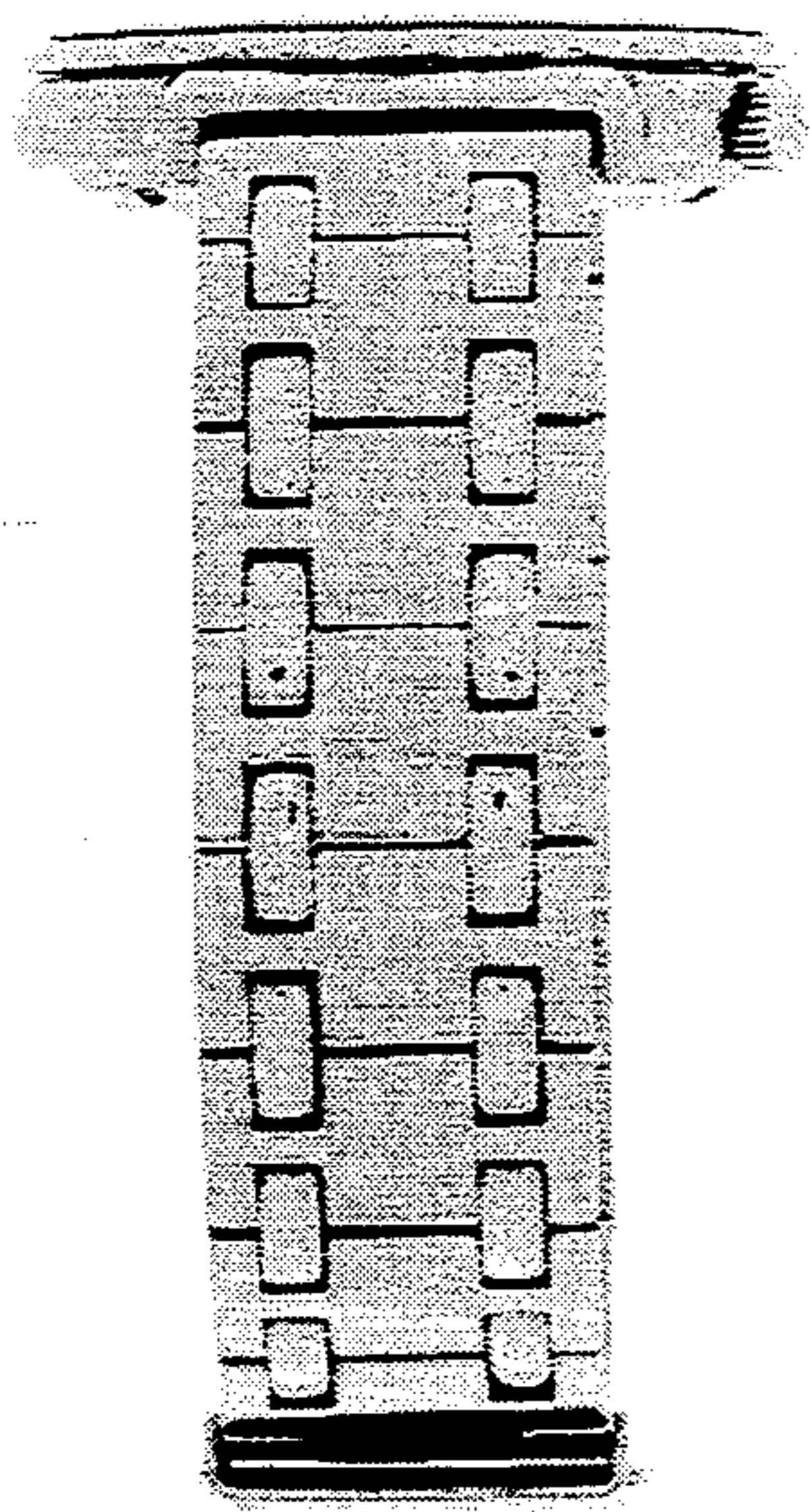
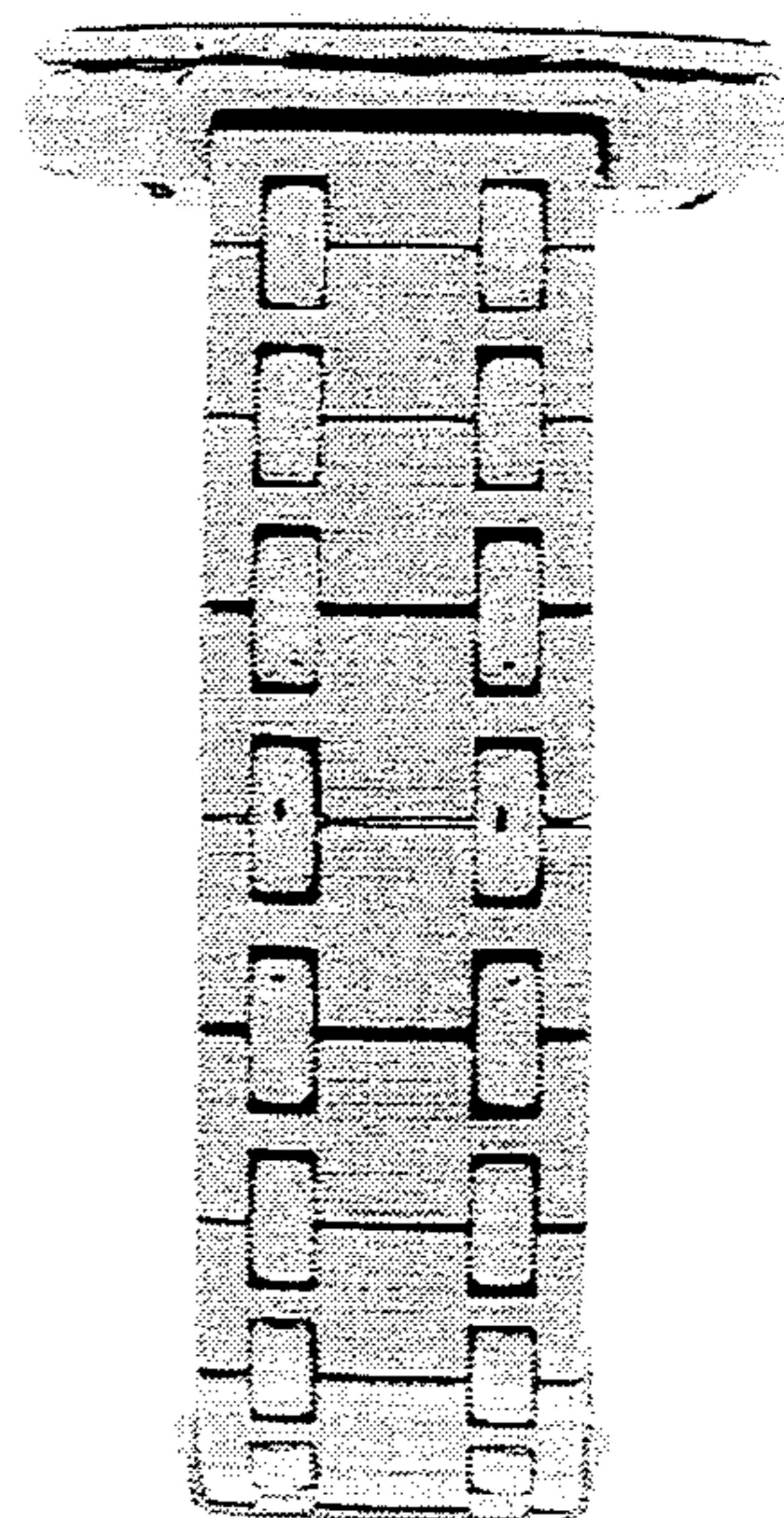


Fig. 4






*Fig. 5*



*Fig. 6*



*Fig. 7*