



US00D362191S

United States Patent [19] Bulgari

[11] Patent Number: **Des. 362,191**

[45] Date of Patent: **** Sep. 12, 1995**

[54] **WRISTWATCH**

[75] Inventor: **Giovanni Bulgari, Rome, Italy**

[73] Assignee: **Gianni Bulgari, S.P.A., Rome, Italy**

[**] Term: **14 Years**

[21] Appl. No.: **12,594**

[22] Filed: **Sep. 7, 1993**

[30] **Foreign Application Priority Data**

Mar. 9, 1993 [WO] WIPO DMA/002081

[52] U.S. Cl. **D10/32; D11/13**

[58] Field of Search **D10/32, 39, 30, 38,
D10/22; D11/13**

[56] **References Cited**

U.S. PATENT DOCUMENTS

- D. 279,462 7/1985 Weikel D11/25 X
- D. 291,784 9/1987 Bulgari D10/32
- D. 318,238 7/1991 Fong D10/32

OTHER PUBLICATIONS

USAA Gift Catalog, Fall 1994, p. 13, Watch "Y".

Primary Examiner—Alan P. Douglas
Assistant Examiner—Cathron B. Matta
Attorney, Agent, or Firm—Sughrue, Mion, Zinn,
Macpeak & Seas

[57] **CLAIM**

The ornamental design for a wristwatch, as shown and described.

DESCRIPTION

FIG. 1 is a perspective view of a wristwatch showing my new design;
FIG. 2 is a top plan view thereof;
FIG. 3 is a bottom plan view thereof;
FIG. 4 is a side elevational view of one side thereof;
FIG. 5 is a side elevational view of an opposite side thereof;
FIG. 6 is an end elevational view of one end thereof;
and,
FIG. 7 is an end elevational view of an opposite end thereof.






FIG. 1

FIG. 2

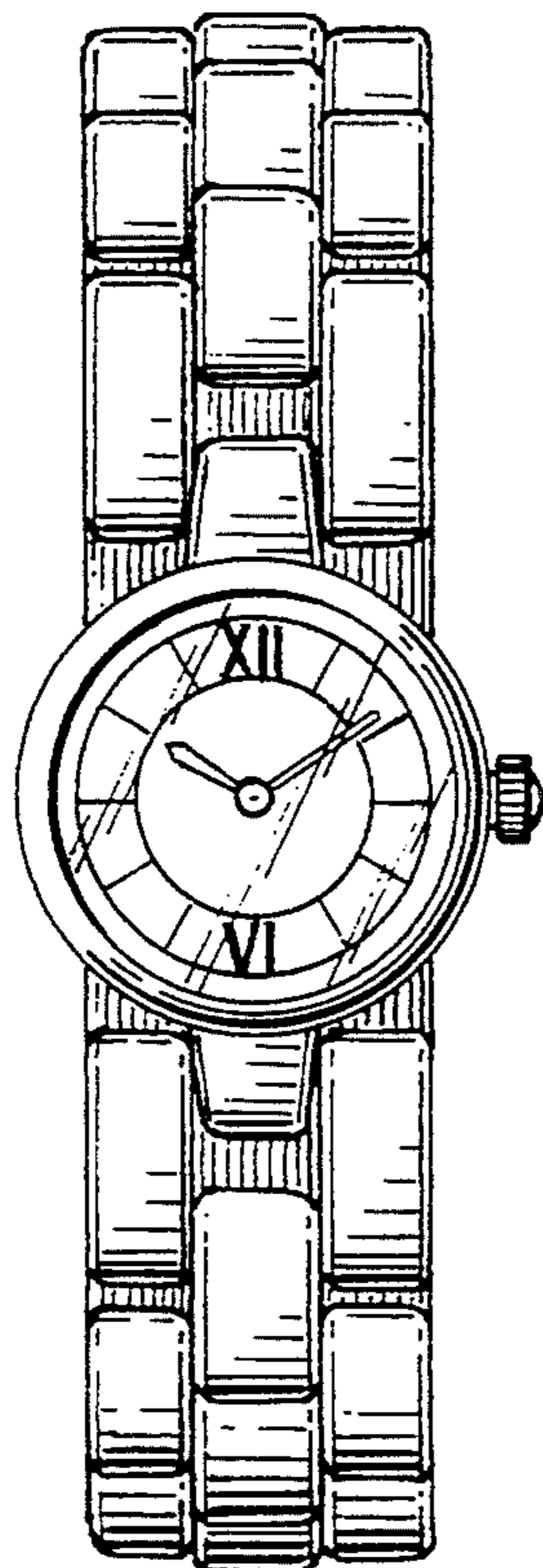


FIG. 3

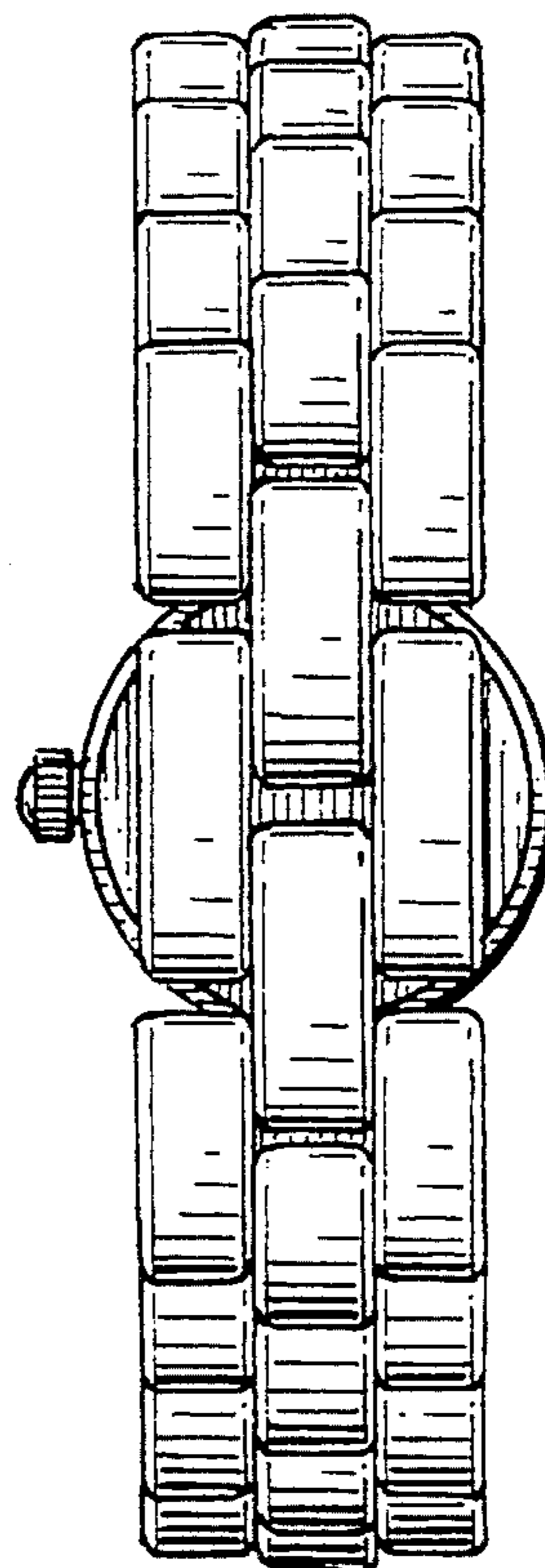


FIG. 4

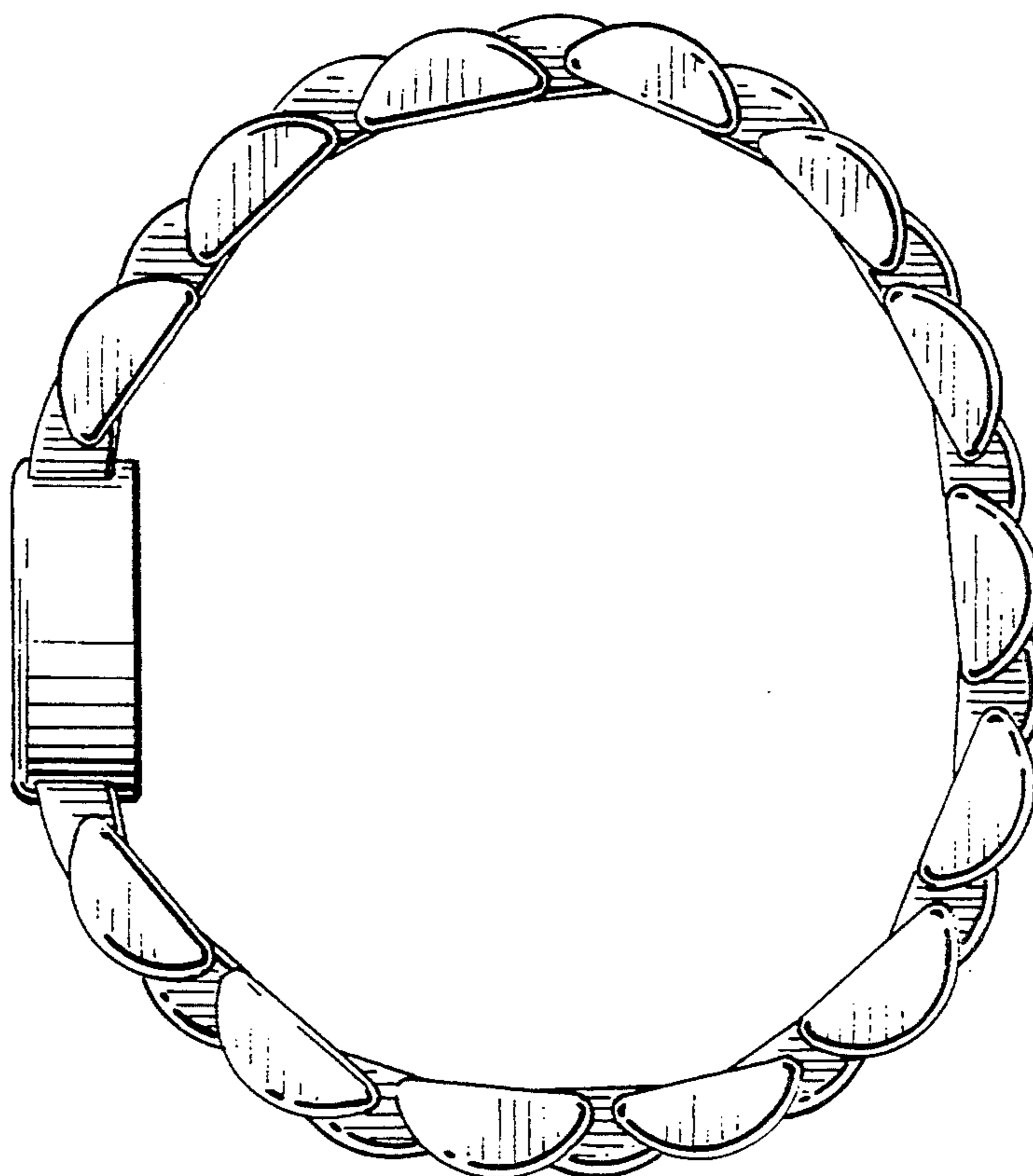


FIG. 5




FIG. 6

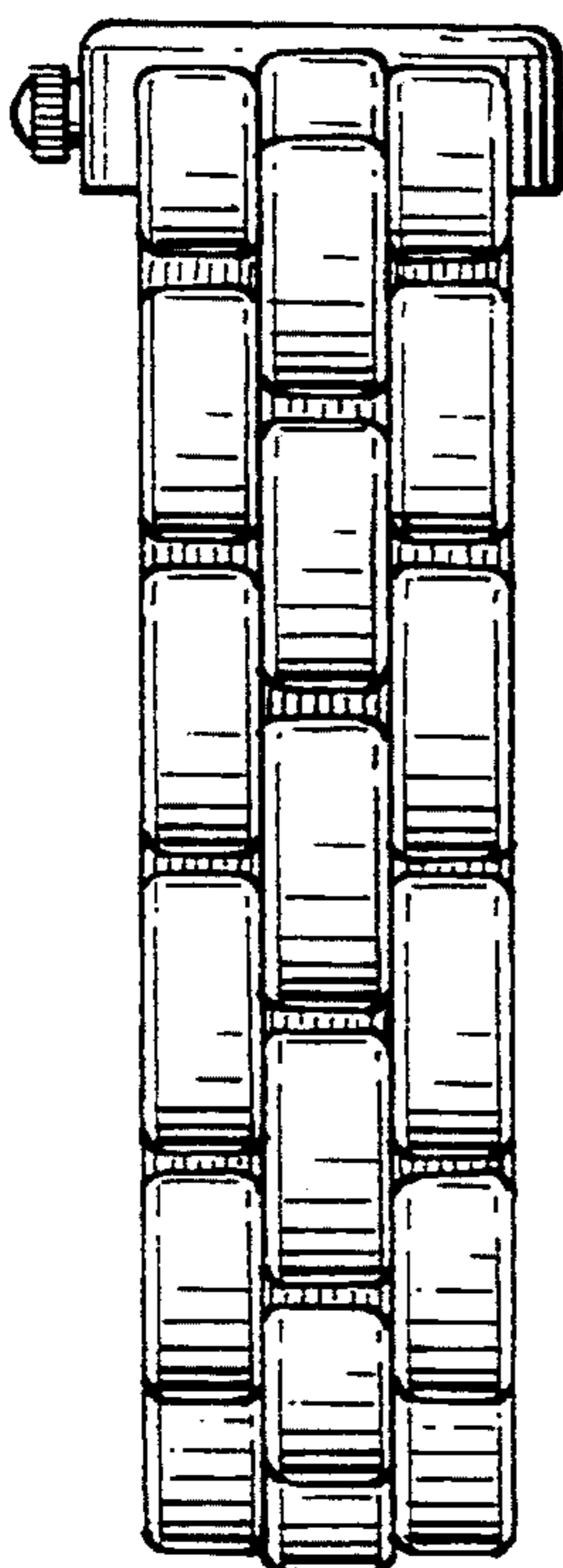


FIG. 7

