



US00D362188S

United States Patent [19]
Van Dyk

[11] **Patent Number: Des. 362,188**

[45] **Date of Patent: ** Sep. 12, 1995**

[54] **BOTTLE**

[75] **Inventor: Thomas Van Dyk, Prospect Park, N.J.**

[73] **Assignee: Goody Products, Inc., Kearny, N.J.**

[**] **Term: 14 Years**

[21] **Appl. No.: 26,818**

[22] **Filed: Aug. 5, 1994**

[52] **U.S. Cl. D9/502; D9/300; D9/539**

[58] **Field of Search D9/500, 502, 300, 557, D9/537, 538, 539, 540; 215/1 R, 1 C; 222/383, 213; 239/333**

[56] **References Cited**

U.S. PATENT DOCUMENTS

- 16,944 3/1857 Wilson et al. .
- D. 105,138 6/1937 Reilly .
- D. 222,961 2/1972 Edwards D9/502
- D. 225,725 1/1973 Pettengill D9/500
- D. 305,612 1/1990 Haworth .
- D. 306,967 4/1990 Matsuura et al. D9/502

- D. 309,357 7/1990 Rosen .
- D. 333,268 2/1993 Arlinghaus et al. D9/538
- 1,045,055 11/1912 Mittinger, Jr. .

FOREIGN PATENT DOCUMENTS

212192 4/1967 Sweden 222/135

Primary Examiner—Lucy Lieberman
Attorney, Agent, or Firm—Foley & Lardner

[57] **CLAIM**

The ornamental design for a bottle, as shown and described.

DESCRIPTION

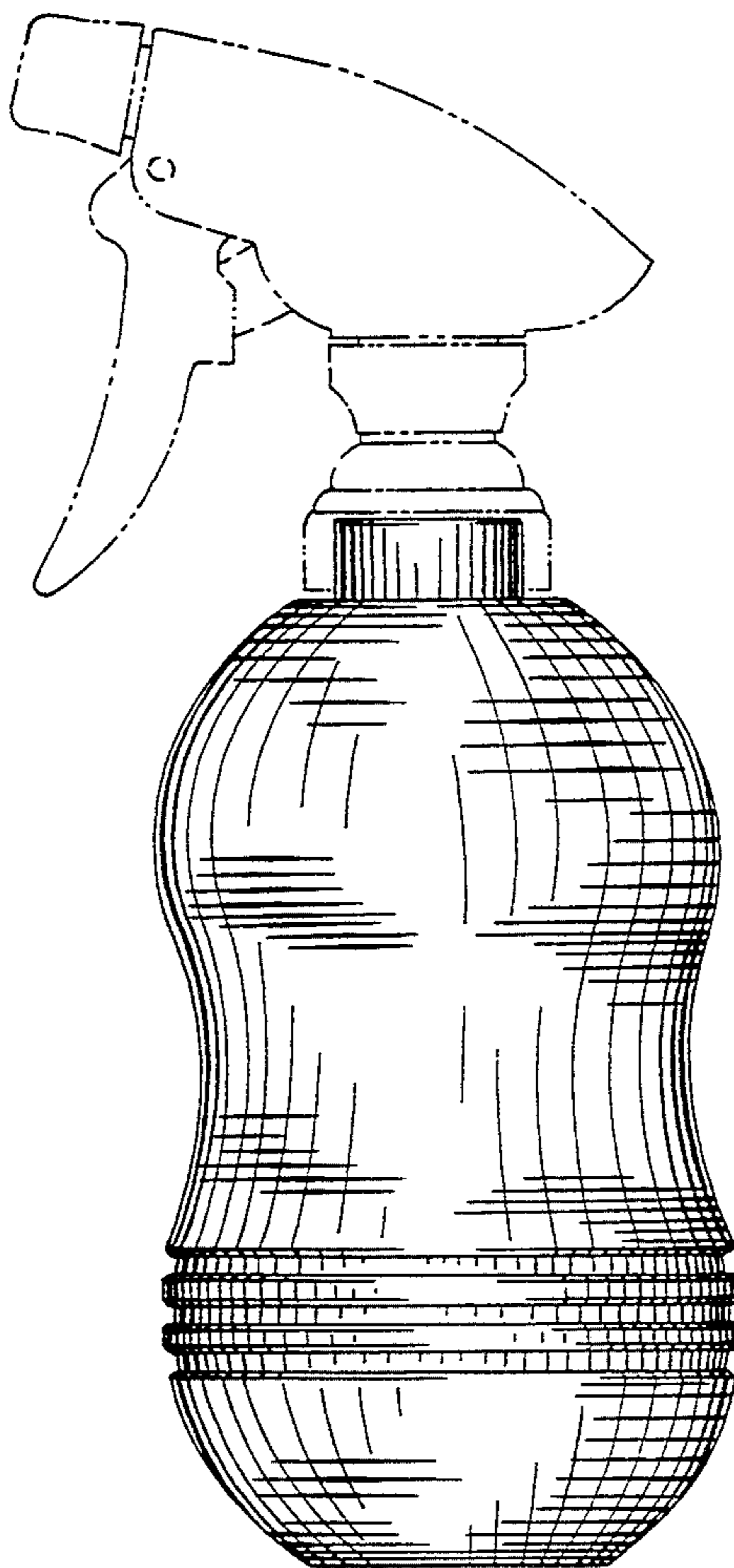
FIG. 1 is a top perspective view of a bottle showing my new design;

FIG. 2 is a front side elevational view thereof wherein a sprayer top has been added in broken lines for illustrative purposes; the left and right side views and the back side view being mirror images of the front side view shown;

FIG. 3 is a top plan view thereof;

FIG. 4 is a bottom plan thereof; and,

FIG. 5 is a partial sectional view through line 5—5 of FIG. 4.



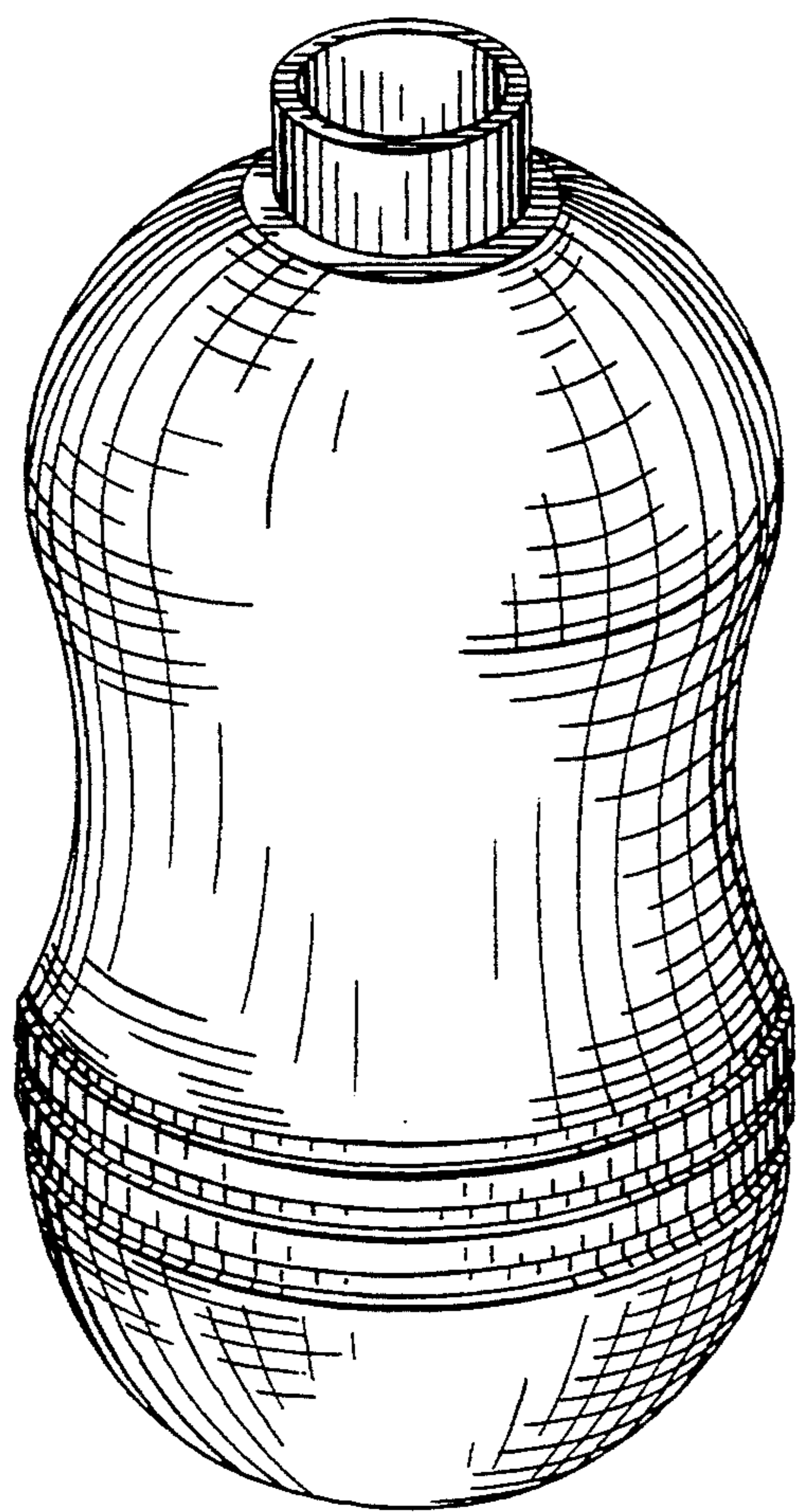


FIG. 1

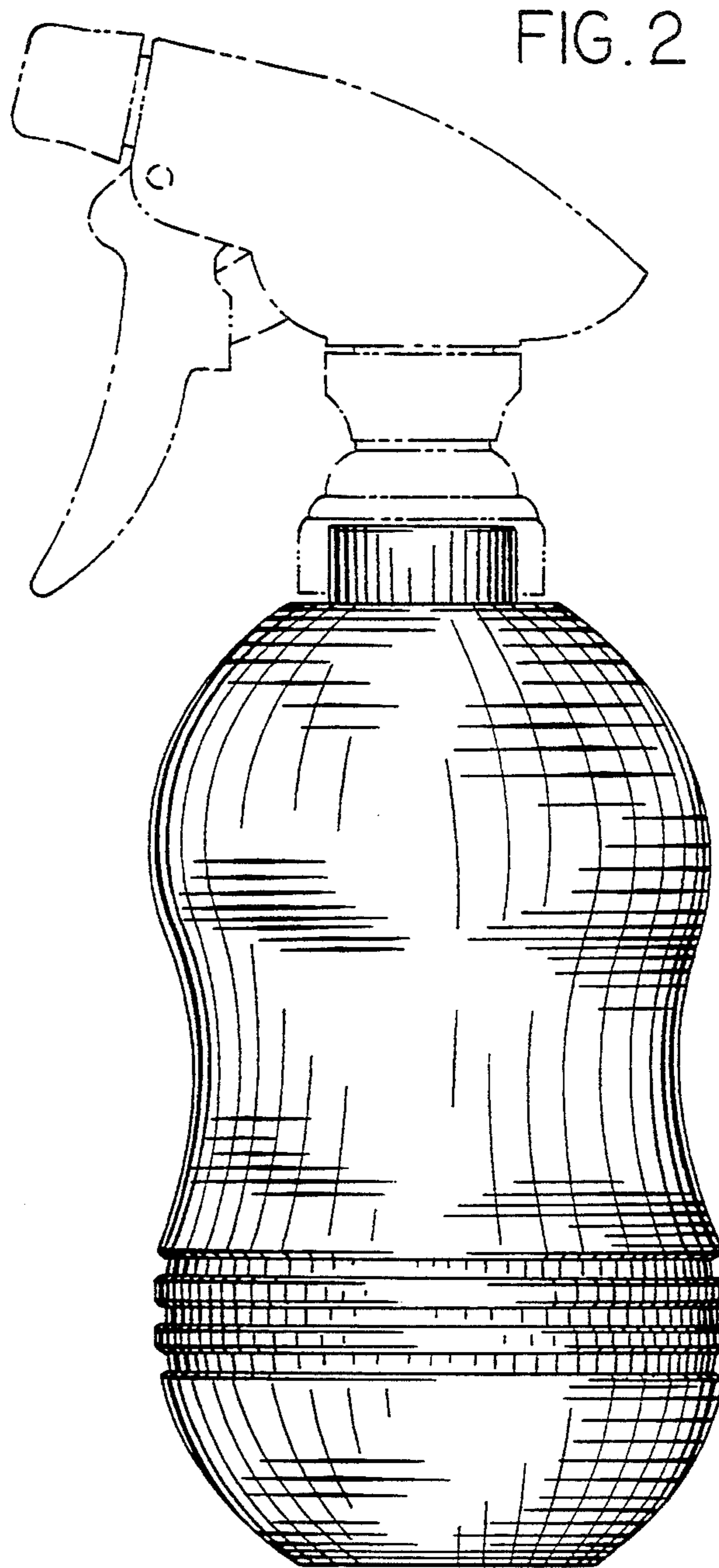


FIG. 2

FIG. 3




FIG. 4

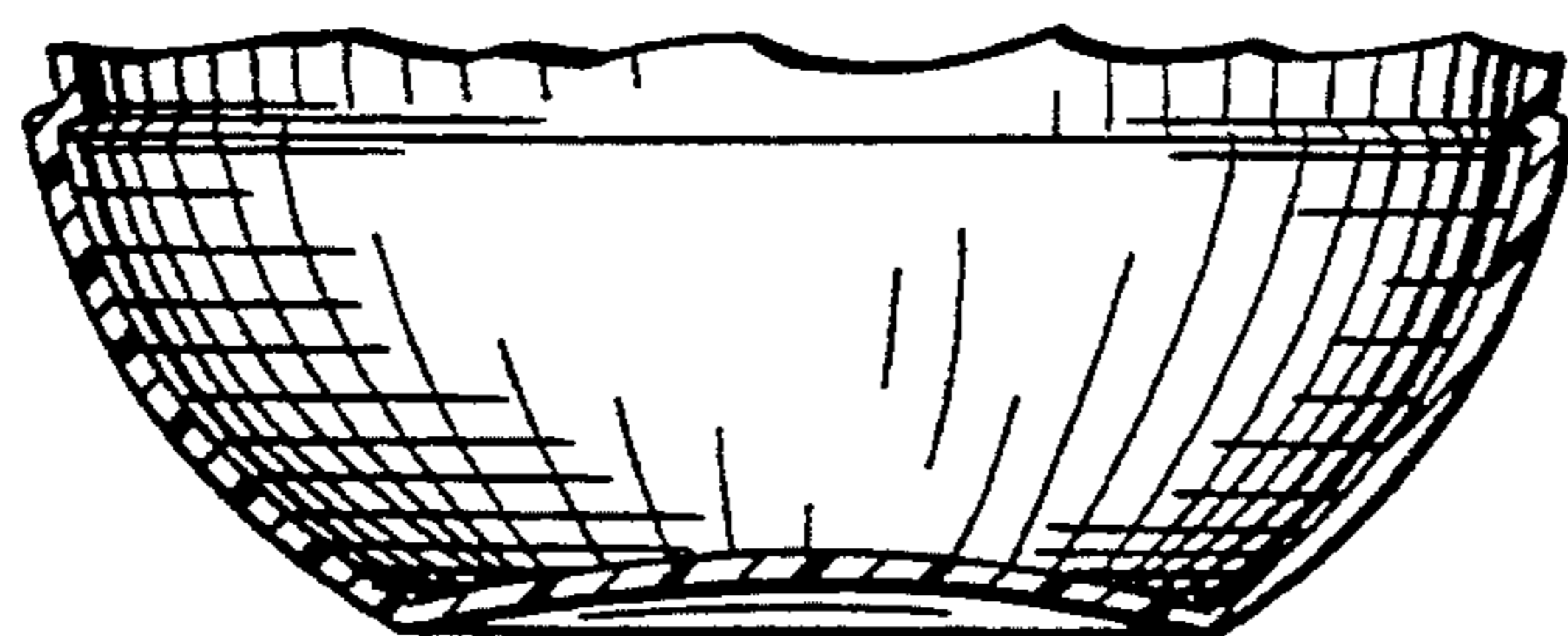



FIG. 5