



US00D362162S

# United States Patent [19]

Wensley

[11] Patent Number: **Des. 362,162**

[45] Date of Patent: **\*\* Sep. 12, 1995**

[54] PRUNERS

[75] Inventor: **Stephen Wensley, Llantwit Major, United Kingdom**

[73] Assignee: **Fiskars UK Limited, Bridgend, United Kingdom**

[\*] Notice: The portion of the term of this patent subsequent to Jul. 4, 2009 has been disclaimed.

[\*\*] Term: **14 Years**

[21] Appl. No.: **26,365**

[22] Filed: **Jul. 26, 1994**

[30] **Foreign Application Priority Data**

Jan. 28, 1994 [GB] United Kingdom ..... 2036677

[52] U.S. Cl. .... **D8/5**

[58] Field of Search ..... D8/4, 5, 57, 51-52; 30/251-252, 254, 260-262

[50] **References Cited**

**U.S. PATENT DOCUMENTS**

210,190 11/1878 Curtis ..... 30/261 X

- D. 250,988 2/1979 Plimmer ..... D8/5
- D. 307,696 5/1990 Ishida et al. .... D8/5
- D. 317,390 6/1991 Igarashi ..... D8/4
- D. 331,355 12/1992 Viemeister ..... D8/57
- 4,901,440 2/1990 Go et al. .... 30/254

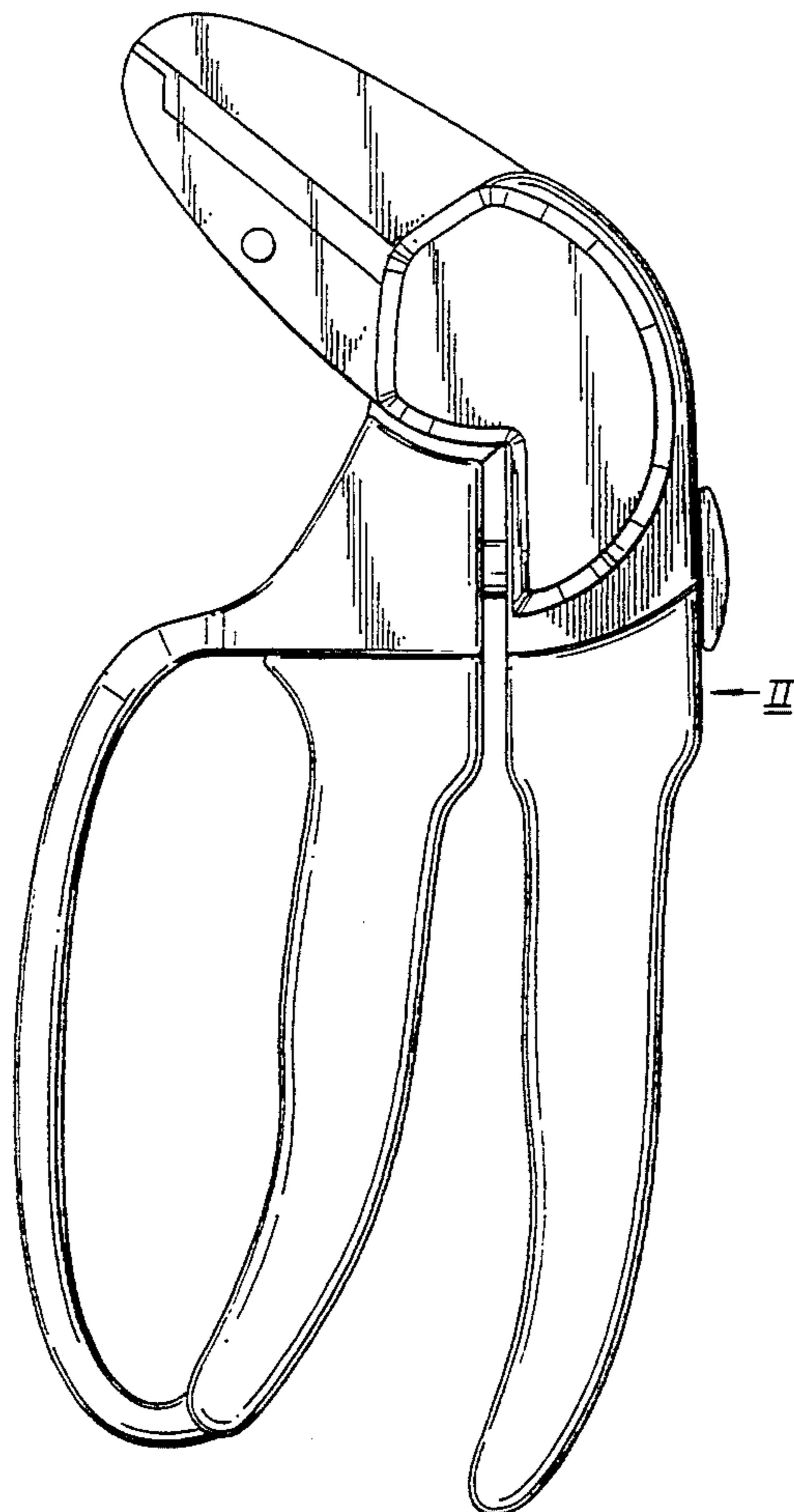
*Primary Examiner*—A. Hugo Word  
*Assistant Examiner*—Holly Baynham  
*Attorney, Agent, or Firm*—Foley & Lardner

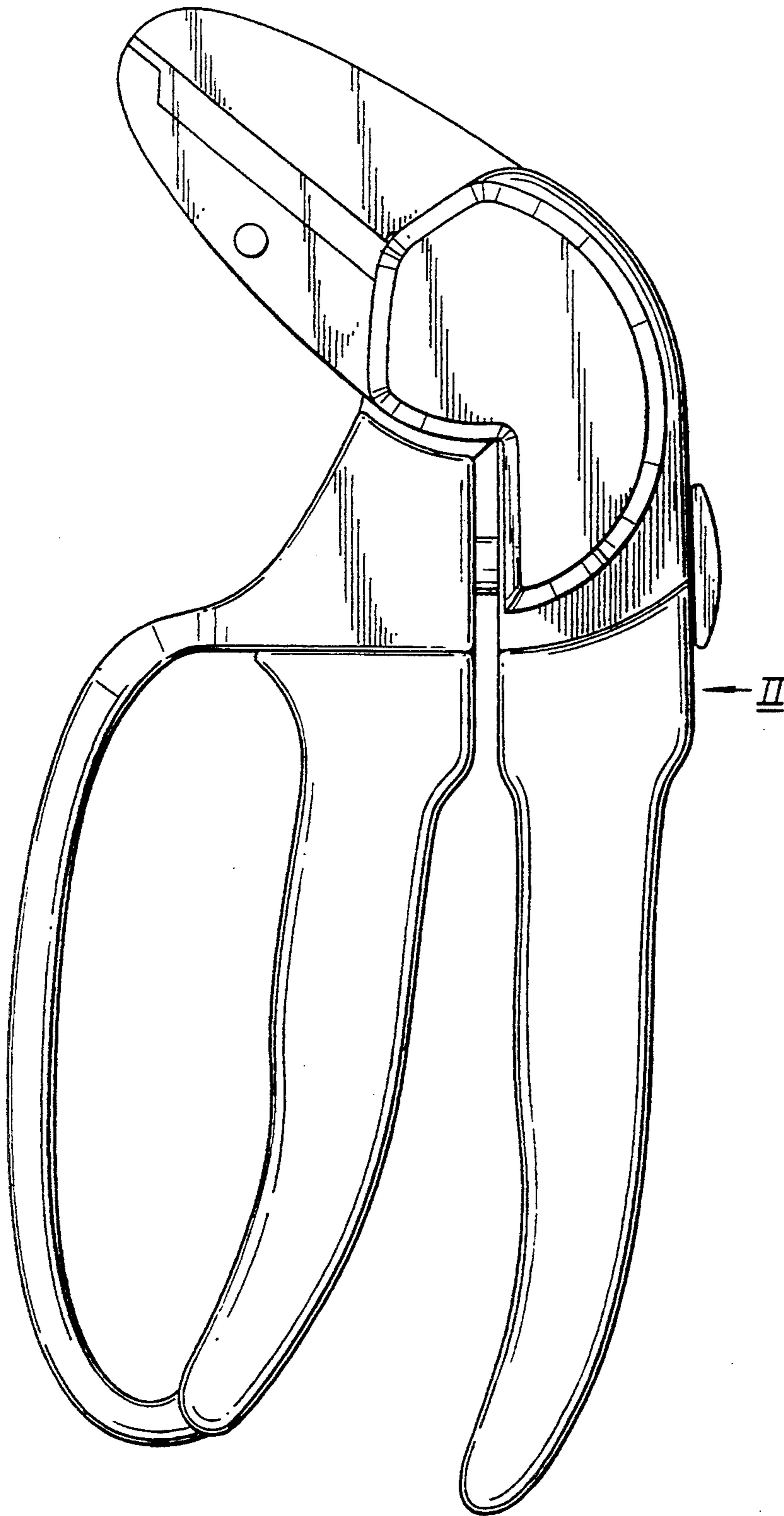
[57] **CLAIM**

The ornamental design for pruners, as shown and described.

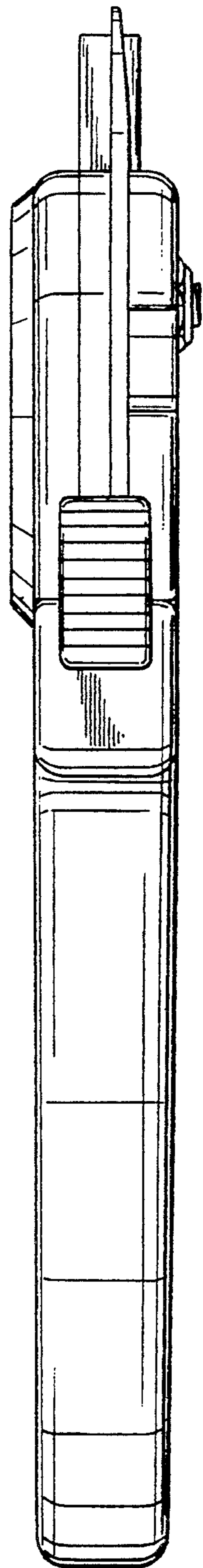
**DESCRIPTION**

FIG. 1 is an elevation of one side of the pruners;  
 FIG. 2 is an elevation of an edge of the pruners of FIG. 1 in the direction of the arrow II of FIG. 1;  
 FIG. 3 is an elevation of a side of the pruners opposite the side of FIG. 1;  
 FIG. 4 is an elevation of an edge of the pruners opposite the edge of FIG. 2 in the direction of the arrow IV in FIG. 3;  
 FIG. 5 is a plan view from above the pruners of FIGS. 1 to 4; and,  
 FIG. 6 is a plan view from beneath the pruners of FIGS. 1 to 5.





*Fig. 1*



*Fig. 2*

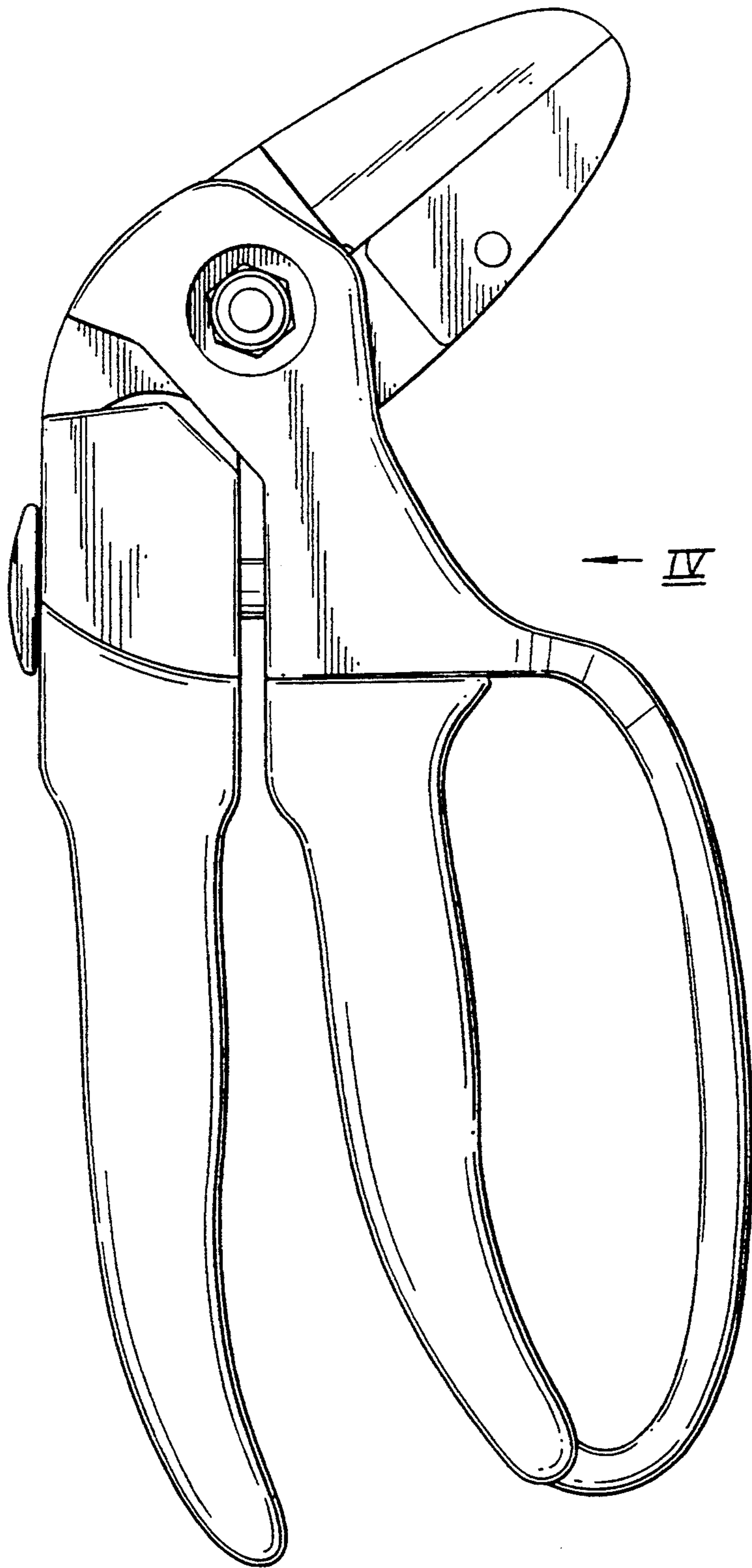


Fig. 3

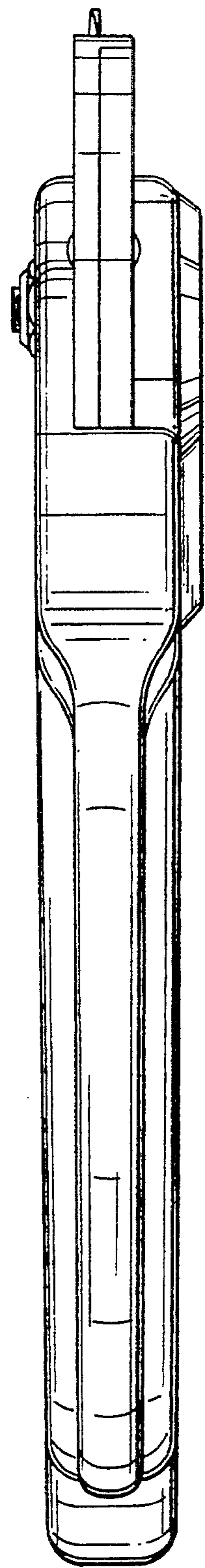
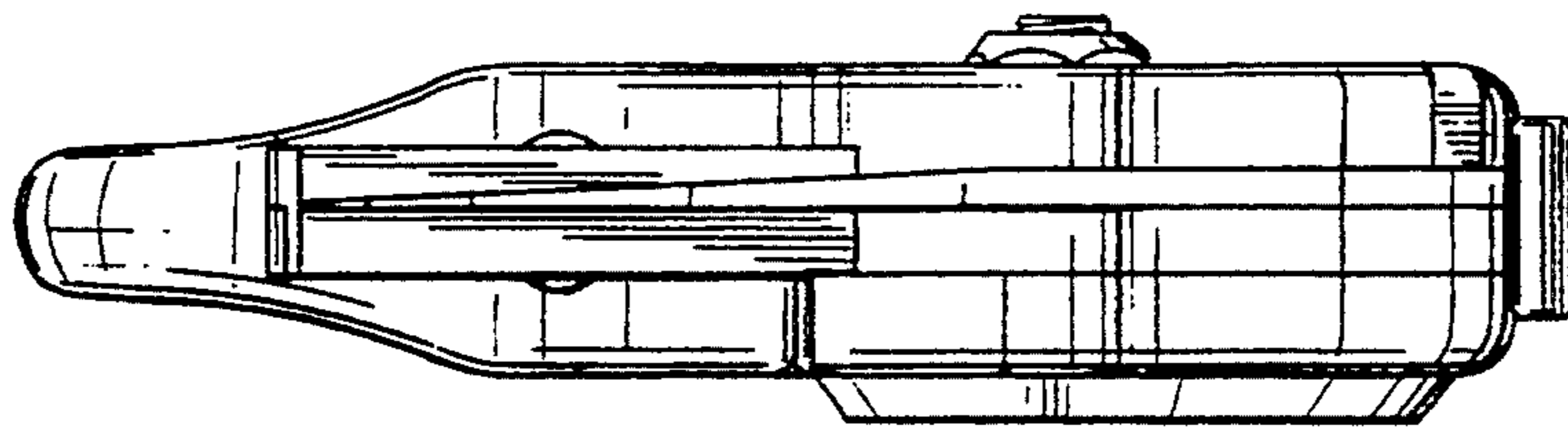
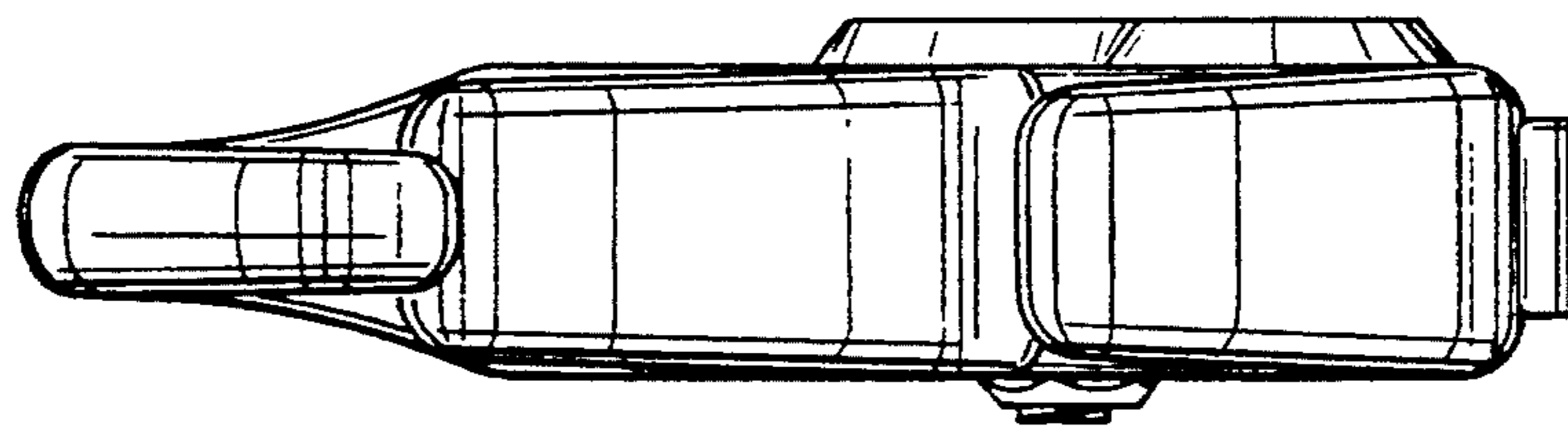


Fig. 4



*Fig. 5*



*Fig. 6*