



US00D362154S

United States Patent [19]

[11] Patent Number: **Des. 362,154**

Pusateri

[45] Date of Patent: **** Sep. 12, 1995**

[54] BAKING PAN

3,664,256 5/1972 Peirce 99/425

[76] Inventor: **Stephen J. Pusateri**, 3034 Mullineaux La., Ellicott City, Md. 21042

Primary Examiner—Alan P. Douglas
Assistant Examiner—Caron D. Veynar
Attorney, Agent, or Firm—Shlesinger, Arkwright & Garvey

[**] Term: **14 Years**

[21] Appl. No.: **25,195**

[57] CLAIM

[22] Filed: **Jul. 19, 1994**

The ornamental design for a baking pan, as shown and described.

[52] U.S. Cl. **D7/359; D7/409**

[58] Field of Search **D7/354-361, D7/409; 99/339, 419, 425, 426, 444, 422, 445, 446**

DESCRIPTION

[56] References Cited

U.S. PATENT DOCUMENTS

D. 229,532	12/1973	Colato et al.	D7/409
D. 297,393	8/1988	Picozza et al.	D7/359
374,118	11/1887	Dobbs	404/19
563,675	7/1896	Mullins	249/52
586,705	7/1897	Deiseroth	249/52
943,093	12/1909	Mueller	249/52
1,309,062	7/1919	Castile	249/52
2,569,262	9/1951	Sklavenitis	99/426

FIG. 1 is a top perspective view of a baking pan, showing my new design;
FIG. 2 is a top plan view of FIG. 1;
FIG. 3 is a left end elevational view of FIG. 1, the right end elevational view being identically the same;
FIG. 4 is a right side elevational view of FIG. 1, the left side elevational view being identically the same;

FIG. 5 is a bottom plan view of FIG. 1;
FIG. 6 is a cross-sectional view taken along 6—6 of FIG. 2; and,
FIG. 7 is a cross-sectional view taken along line 7—7 of FIG. 2.

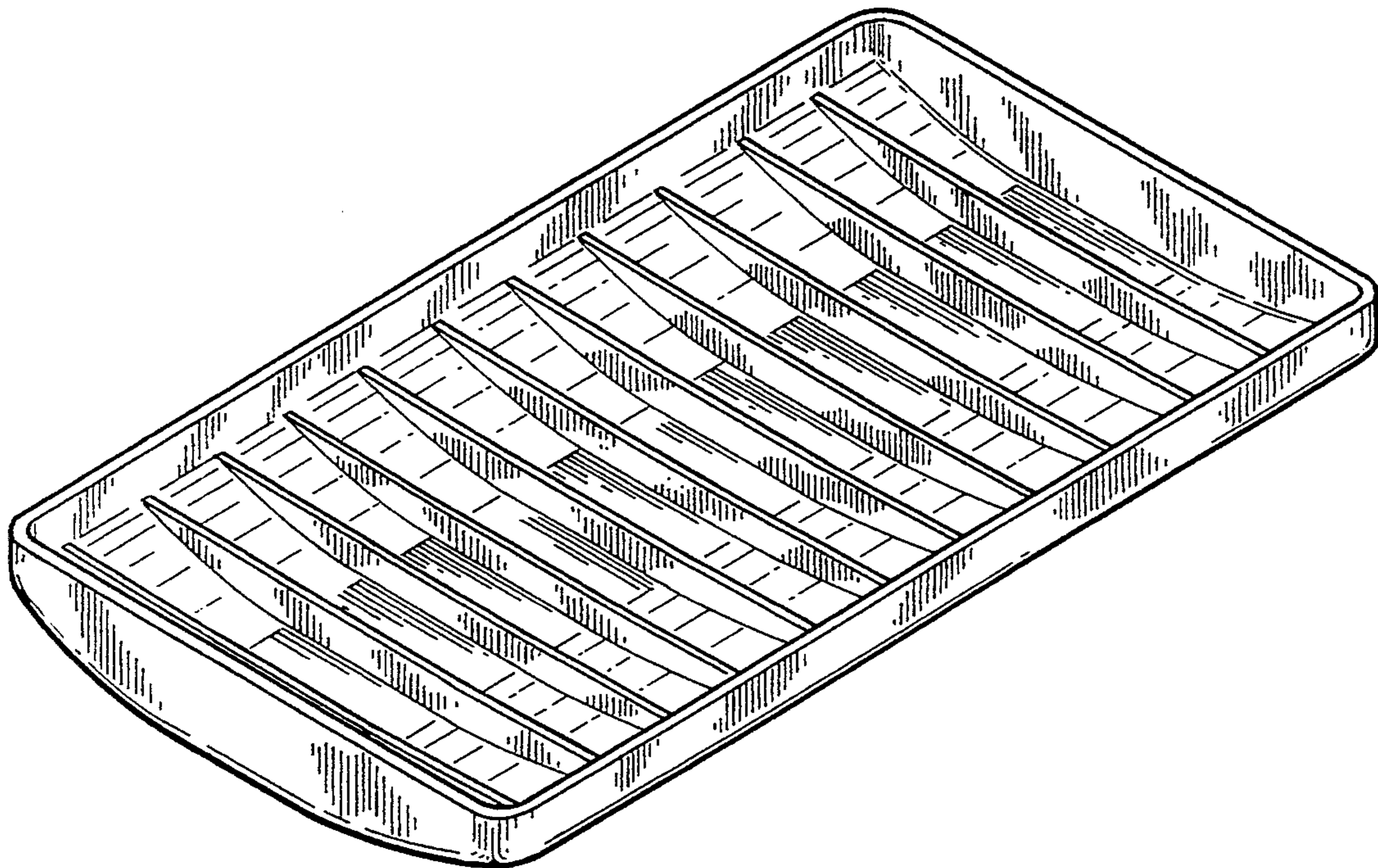


FIG. 1

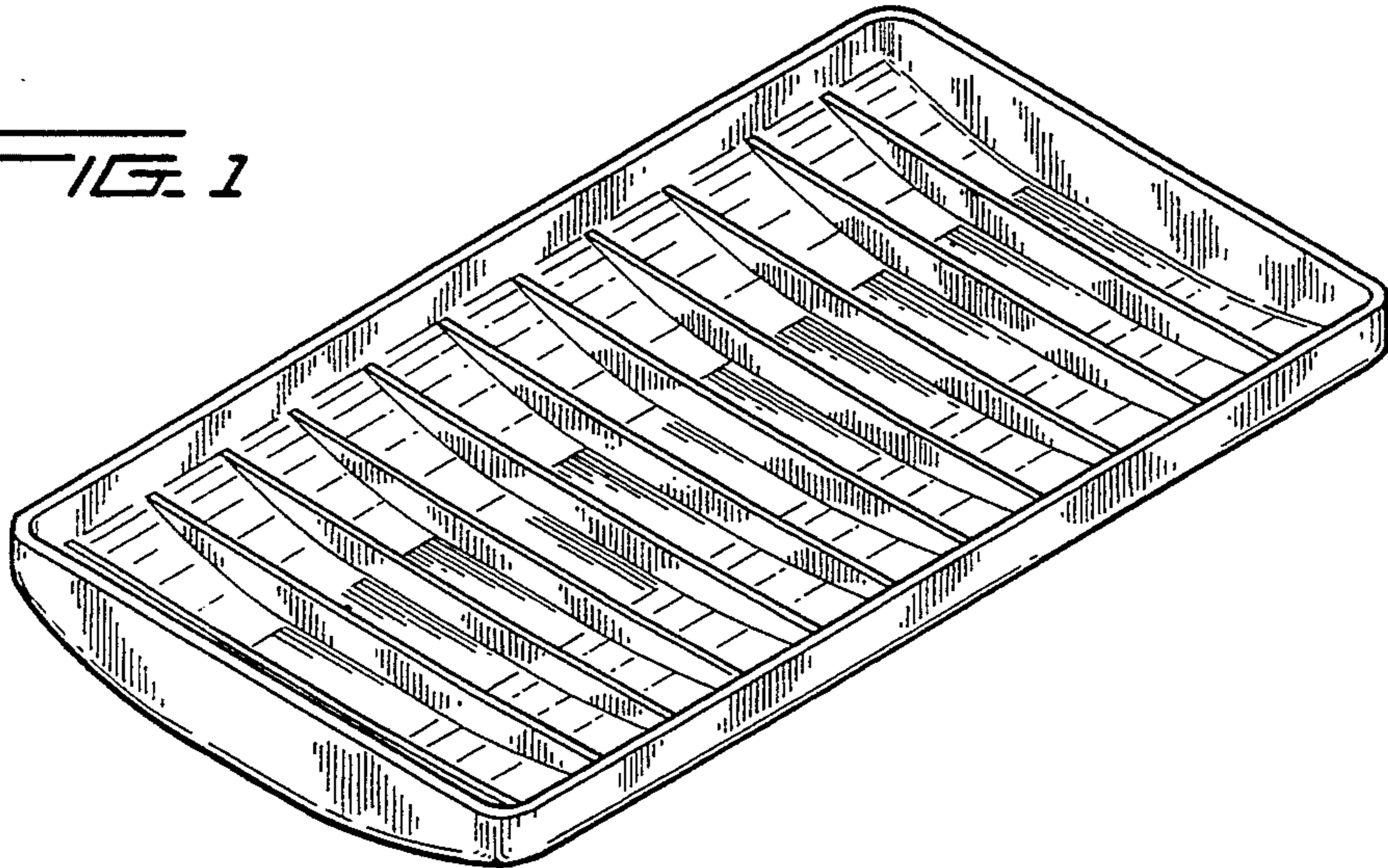


FIG. 2


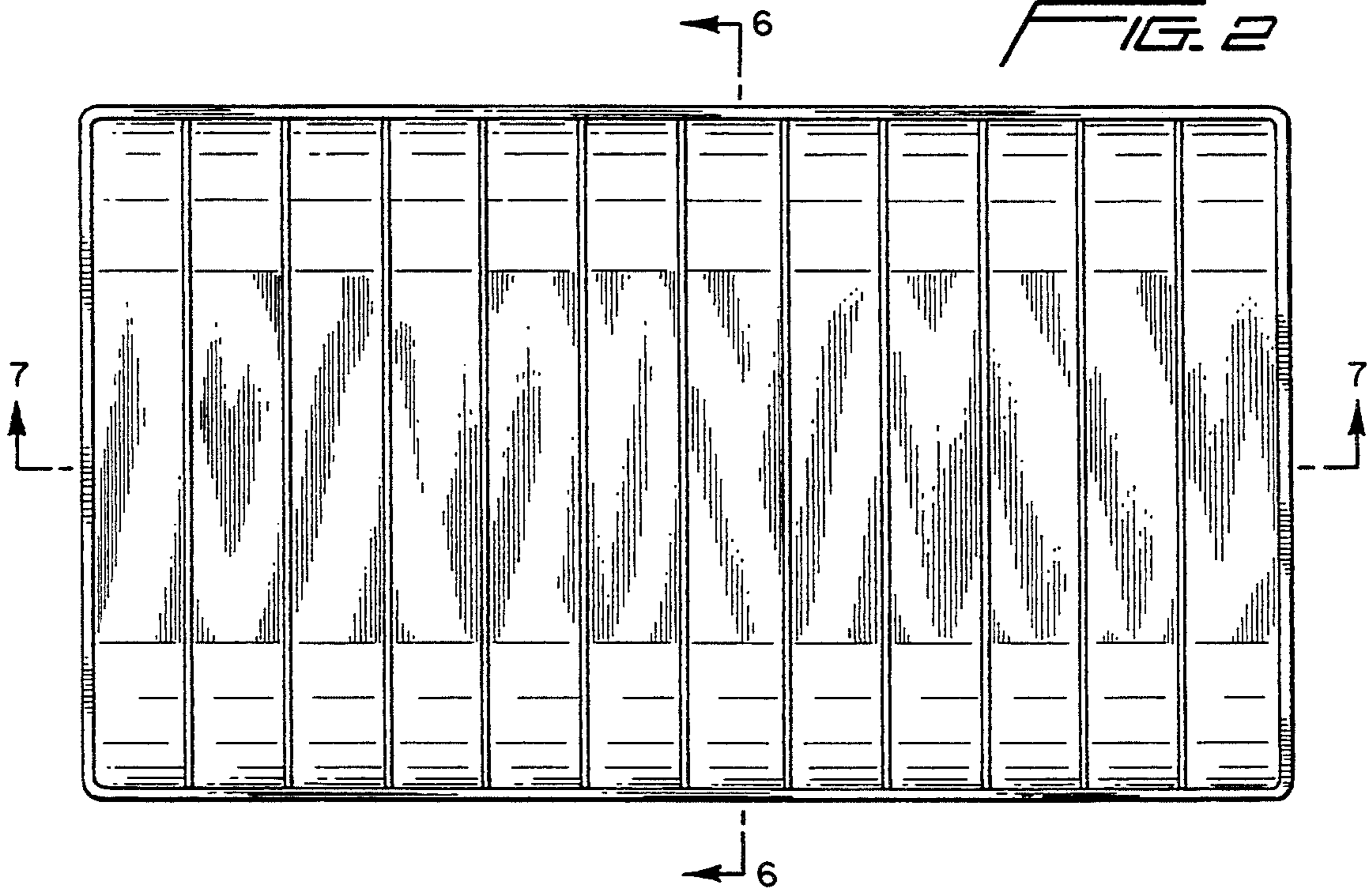


FIG. 3




FIG. 4

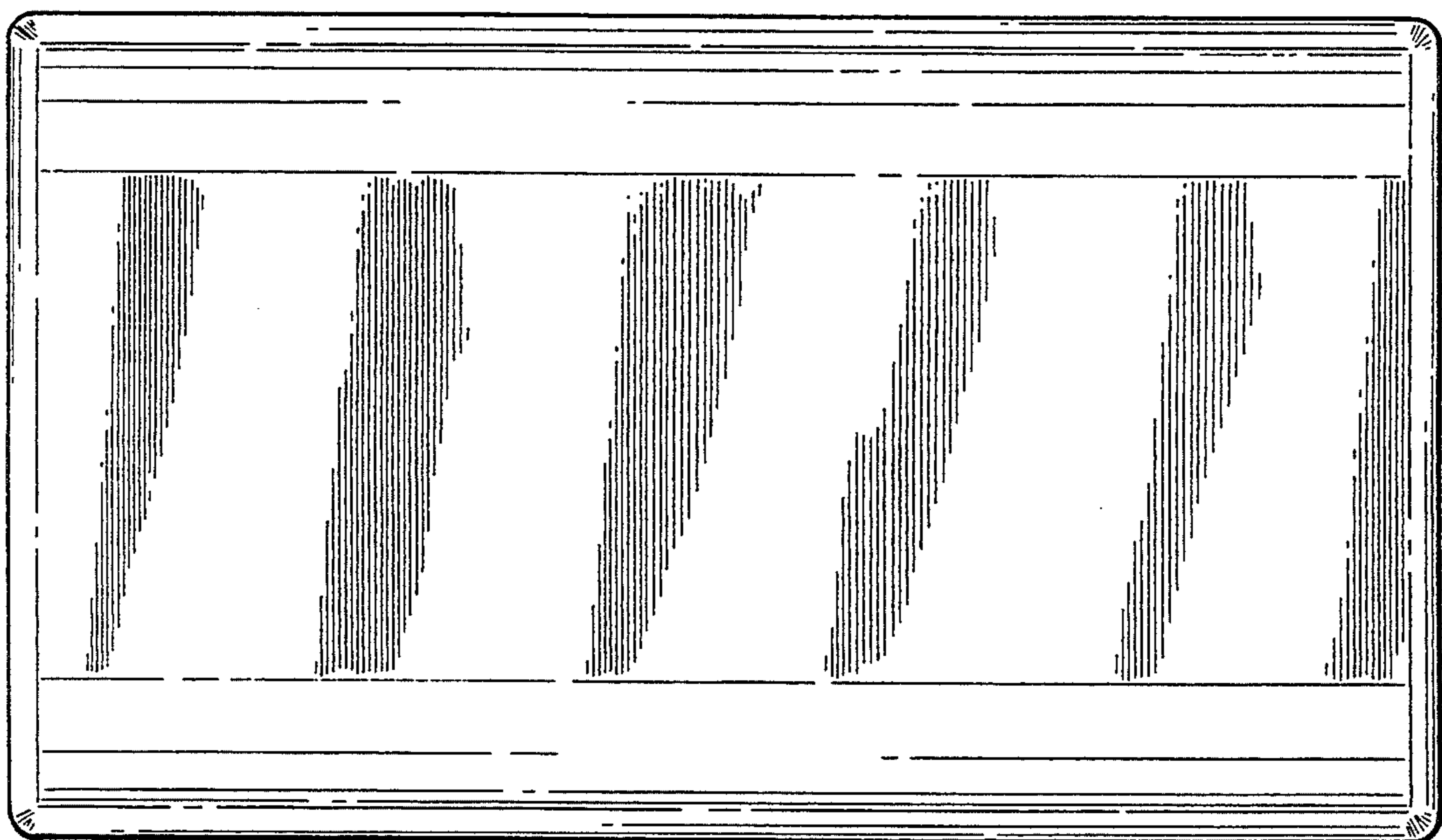


FIG. 5




FIG. 6



FIG. 7