



US00D362148S

United States Patent [19]

[11] Patent Number: **Des. 362,148**

Tai

[45] Date of Patent: **** Sep. 12, 1995**

[54] **DOORMAT**

D. 343,087 1/1994 Kaiser D6/583
1,453,123 4/1923 Bickett D6/583

[76] Inventor: **Tsung-Chien Tai**, No. 80, Chen-Ping Rd., Taichung, Taiwan

Primary Examiner—Alan P. Douglas
Assistant Examiner—Gary D. Watson
Attorney, Agent, or Firm—Bacon & Thomas

[**] Term: **14 Years**

[21] Appl. No.: **25,216**

[57] **CLAIM**

[22] Filed: **Sep. 19, 1994**

The ornamental design for a doormat, as shown and described.

[52] U.S. Cl. **D6/583**

[58] Field of Search D6/582, 583, 585;
5/417, 420

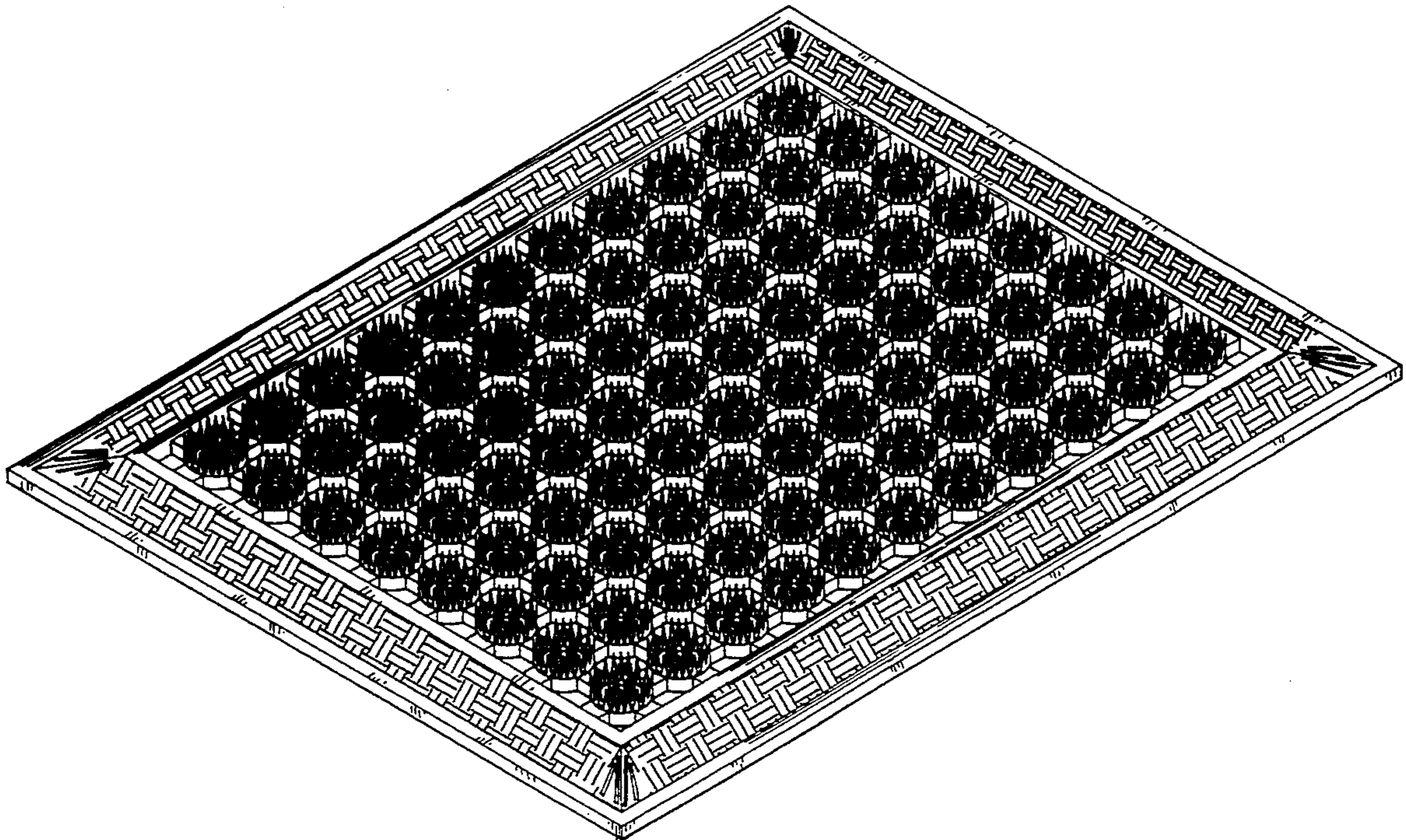
DESCRIPTION

[56] **References Cited**

U.S. PATENT DOCUMENTS

- D. 20,107 8/1890 Carr D6/582 X
- D. 20,108 8/1890 Carr D6/582
- D. 158,712 5/1950 Breneman D6/582 X
- D. 238,538 1/1976 Smith D6/582
- D. 281,752 12/1985 Dickens et al. D6/582

FIG. 1 is a perspective view of a doormat showing my new design thereof;
 FIG. 2 is a front elevational view, the rear elevational view being a mirror image thereof;
 FIG. 3 is a right side elevational view, the left side being a mirror image thereof;
 FIG. 4 is a top plan view thereof; and,
 FIG. 5 is a bottom plan view thereof.



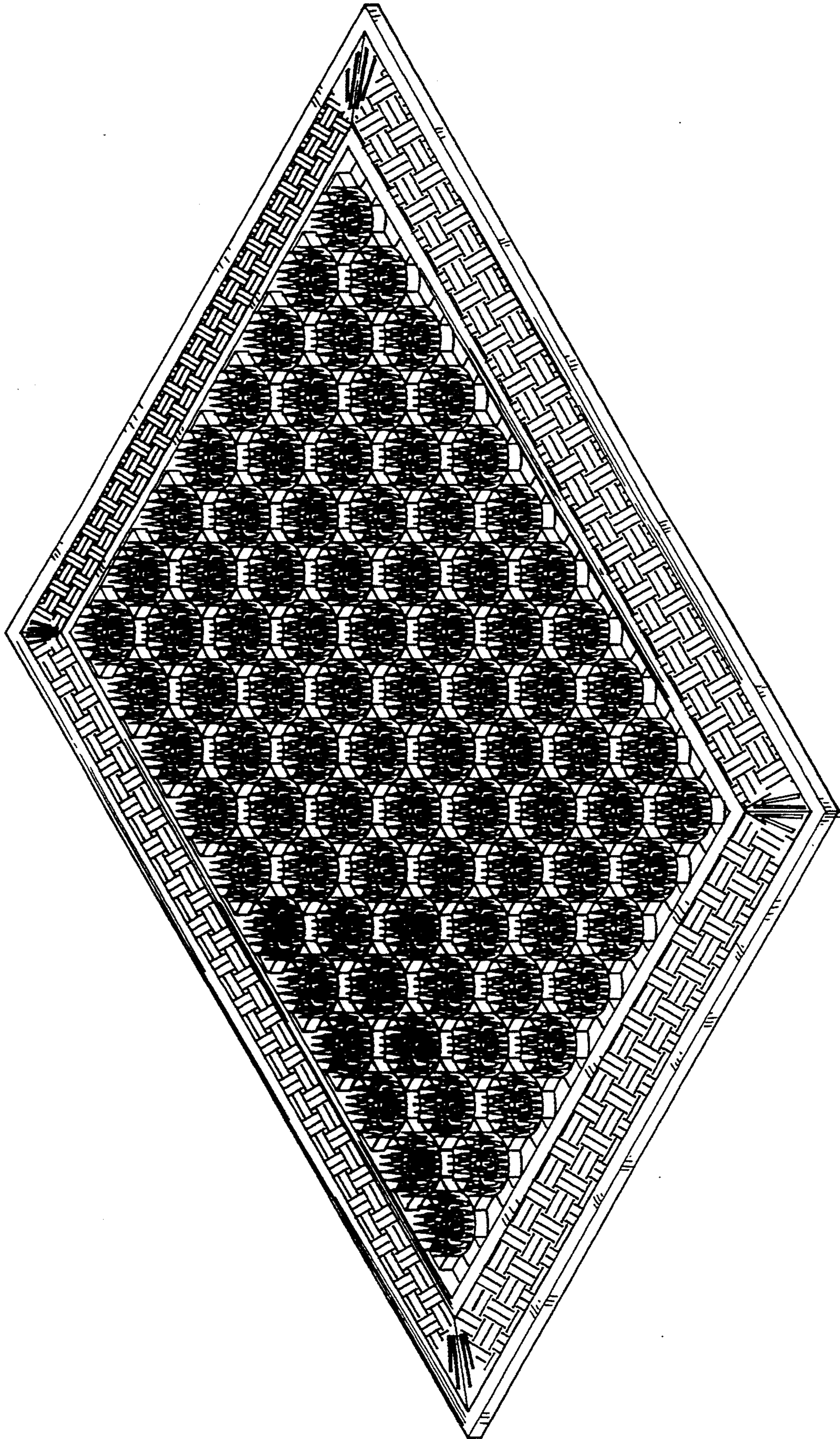


Fig.1



FIG. 2



FIG. 3




FIG. 4

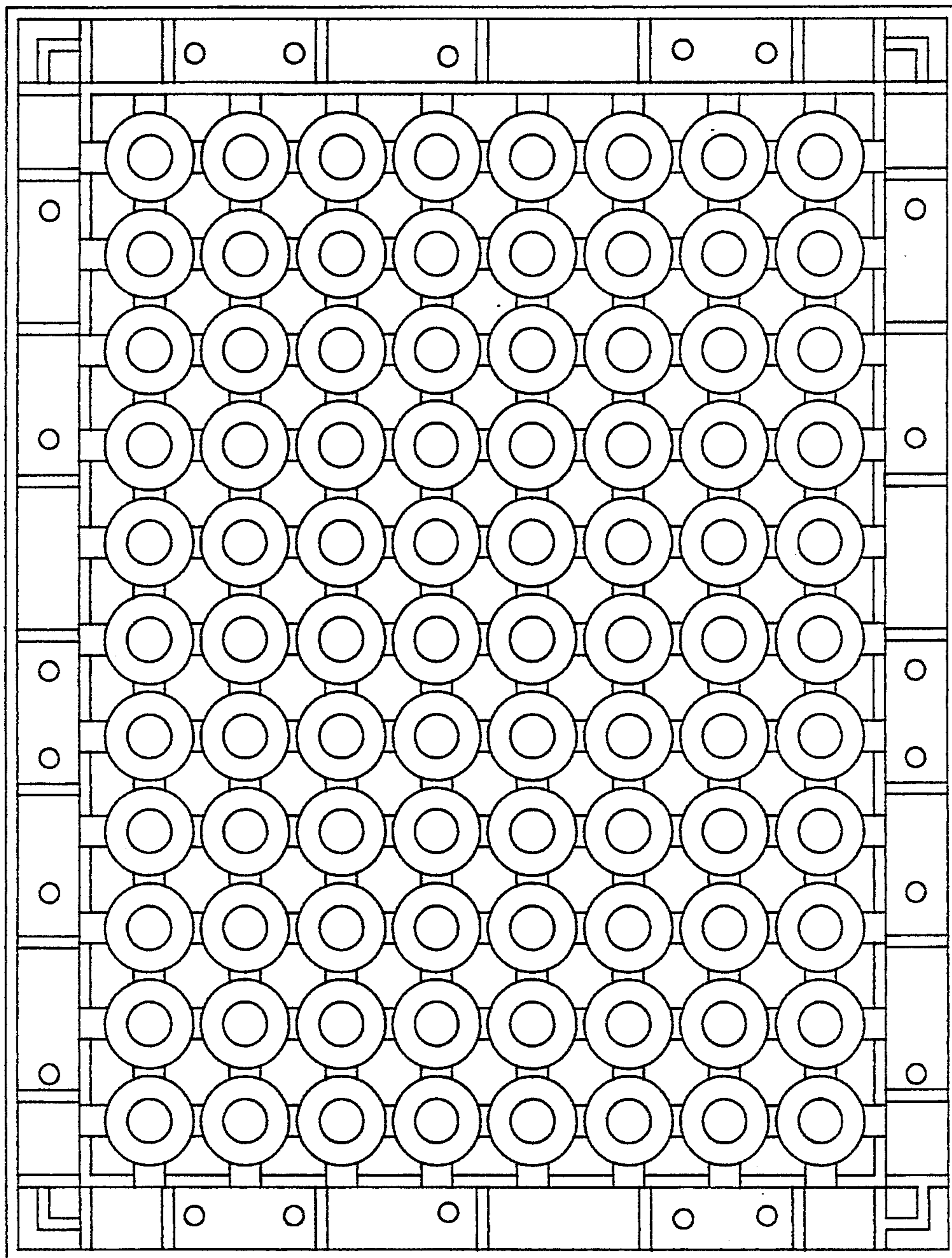


FIG. 5